

Product Catalogue

CONTROL STATION/LCS/LPB/STARTERS IN CAST ALUMINIUM ENCLOSURES



SR ELECTRICAL Co.

<http://www.srelectricals.com>

ISO 9001:2008 Certified Company

1. 100x100x95mm:-



Sr. No. SR01

Description:- DESIGN, MANUFACTURING & SUPPLY OF CAST ALUMINIUM (LM-6) STOP P.B. STATION WITH CANOPY ON COVER & WITHOUT TERMINALS, WITH 1NO. SHROUDED RED SPRING RETURN ACTUATOR WITH NC CONTACT FOR STOP. CABLE TERMINATION DIRECTLY ON ELEMENT MOUNTED ON COVER. EXTERNAL LEGS ARE PROVIDED FOR WALL/STRUCTURE MOUNTING. 2:3/4" CABLE ENTRIES WILL BE PROVIDED AT THE BOTTOM. ALL ELEMENTS & ACTUATORS WILL BE OF SIEMENS/TEKNIK MAKE. (PUSH BUTTON MAY BE REPLACED BY LAMP, SELECTOR ACTUATOR OR POTENTIOMETER, ITEMS REMAINS SAME. EXTRA PRICE WILL BE AS PER LIST GIVEN).

2. 100X100X65MM:-



Sr. No. SR02

Description:- DESIGN, MANUFACTURING & SUPPLY OF CAST ALUMINIUM (LM-6) STOP P.B. STATION WITHOUT CANOPY & WITHOUT TERMINALS, WITH 1NO. SHROUDED RED SPRING RETURN ACTUATOR WITH NC CONTACT FOR STOP. CABLE TERMINATION DIRECTLY ON ELEMENT MOUNTED ON COVER. EXTERNAL LEGS ARE PROVIDED FOR WALL/STRUCTURE MOUNTING. 2:3/4" CABLE ENTRIES WILL BE PROVIDED AT THE BOTTOM. ALL ELEMENTS & ACTUATORS WILL BE OF SIEMENS/TEKNIK MAKE. (PUSH BUTTON MAY BE REPLACED BY LAMP, SELECTOR ACTUATOR OR POTENTIOMETER, ITEMS REMAINS SAME. EXTRA PRICE WILL BE AS PER LIST GIVEN).

1. 150X100X65MM:-



Sr. No. SR03

Description:- DESIGN, MANUFACTURING & SUPPLY OF CAST ALUMINIUM (LM-6) STOP P.B. STATION WITHOUT CANOPY & WITH 1NO.SHROUDED RED SPRING RETURN ACTUATOR WITH NC CONTACT FOR STOP WIRED UP TO 2:2.5SQMM.ELMEX TYPE TERMINALS. EXTERNAL LEGS ARE PROVIDED FOR WALL/STRUCTURE MOUNTING. 2:3/4"CABLE ENTRIES WILL BE PROVIDED AT THE BOTTOM. ALL ELEMENTS & ACTUATORS WILL BE OF SIEMENS MAKE. (PUSH BUTTON MAY BE REPLACED BY LAMP, SELECTOR ACTUATOR OR POTENTIOMETER, ITEMS REMAINS SAME. EXTRA PRICE WILL BE AS PER LIST GIVEN).

2. 155X110X90MM:-



Sr. No. SR04

Description:- DESIGN, MANUFACTURING & SUPPLY OF CAST ALUMINIUM (LM-6) STOP P.B. STATION WITH INTEGRAL CANOPY & WITH 1NO.SHROUDED RED SPRING RETURN ACTUATOR WITH NC CONTACT FOR STOP WIRED UP TO 2:2.5SQMM.ELMEX TYPE TERMINALS. EXTERNAL LEGS ARE PROVIDED FOR WALL/STRUCTURE MOUNTING. 2:3/4"CABLE ENTRIES WILL BE PROVIDED AT THE BOTTOM. ALL ELEMENTS & ACTUATORS WILL BE OF SIEMENS MAKE. (PUSH BUTTON MAY BE REPLACED BY LAMP, SELECTOR ACTUATOR OR POTENSIO METER, ITEMS REMAINS SAME. EXTRA PRICE WILL BE AS PER LIST GIVEN).

1. 150X100X65 MM:-



Sr. No. SR05

Description:- DESIGN, MANUFACTURING & SUPPLY OF CAST ALUMINIUM (LM-6) START/STOP (MOUNTED VERTICALLY) P.B. STATION WITHOUT CANOPY & WITHOUT TERMINALS, WITH 1NO.SHROUDED GREEN SPRING RETURN ACTUATOR WITH NO CONTACT FOR START & 1NO.M.RED STAYPUT ACTUATOR WITH NC CONTACT FOR STOP. CABLE TERMINATION DIRECTLY ON COVER MOUNTED ELEMENT. EXTERNAL LEGS ARE PROVIDED FOR WALL / STRUCTURE MOUNTING. 2:3/4"CABLE ENTRIES WILL BE PROVIDED AT THE BOTTOM. ALL ELEMENTS & ACTUATORS WILL BE OF SIEMENS MAKE.

2. 100X100X65MM:-



Sr. No. SR06

Description:- DESIGN, MANUFACTURING & SUPPLY OF CAST ALUMINIUM (LM-6) START/STOP (MOUNTED HORIZONTALLY) P.B. STATION WITHOUT CANOPY & WITHOUT TERMINALS, WITH 1NO.SHROUDED GREEN SPRING RETURN ACTUATOR WITH NO CONTACT FOR START & 1NO.SHROUDED RED SPRING RETURN ACTUATOR WITH NC CONTACT FOR STOP. CABLE TERMINATION DIRECTLY ON COVER MOUNTED ELEMENT. MOUNTING HOLES WILL BE PROVIDED INSIDE THE BOX FOR MOUNTING ON WALL OR STRUCTURE. 2:3/4"CABLE ENTRIES WILL BE PROVIDED AT THE BOTTOM. ALL ELEMENTS & ACTUATORS WILL BE OF SIEMENS MAKE. (PUSH BUTTON MAY BE REPLACED BY LAMP, SELECTOR ACTUATOR OR POTENTIOMETER, ITEMS REMAINS SAME. EXTRA PRICE WILL BE AS PER LIST GIVEN).

1. 150X100X65MM:-



Sr. No. SR07

Description:- DESIGN, MANUFACTURING & SUPPLY OF CAST ALUMINIUM (LM-6) START/STOP P.B. STATION WITHOUT CANOPY WITH 1NO.SHROUDED GREEN SPRING RETURN ACTUATOR WITH NO CONTACT FOR START, & 1NO. M.RED STAYPUT ACTUATOR WITH NC CONTACT FOR STOP WIRED UP TO 3:2.5SQMM.ELMEX TYPE TERMINALS. EXTERNAL LEGS ARE PROVIDED FOR WALL/STRUCTURE MOUNTING. 2:3/4"CABLE ENTRIES WILL BE PROVIDED AT THE BOTTOM. ALL ELEMENTS & ACTUATORS WILL BE OF SIEMENS MAKE. (PUSH BUTTON MAY BE REPLACED BY LAMP, SELECTOR ACTUATOR OR POTENTIOMETER, ITEMS REMAINS SAME. EXTRA PRICE WILL BE AS PER LIST GIVEN).

2. 205X130X135MM:-



Sr. No. SR08

Description:- DESIGN, MANUFACTURING & SUPPLY OF CAST ALUMINIUM (LM-6) START/STOP P.B. STATION WITH INTEGRAL CANOPY WITH 1NO.SHROUDED GREEN SPRING RETURN ACTUATOR WITH NO CONTACT FOR START, & 1NO. M.RED STAYPUT ACTUATOR WITH NC CONTACT FOR STOP WIRED UP TO 3:2.5SQMM.ELMEX TYPE TERMINALS. NO SPARE TERMINAL WILL BE PROVIDED. EXTERNAL LEGS ARE PROVIDED FOR WALL/STRUCTURE MOUNTING. 2:3/4"CABLE ENTRIES WILL BE PROVIDED AT THE BOTTOM. ALL ELEMENTS & ACTUATORS WILL BE OF SIEMENS MAKE. (PUSH BUTTON MAY BE REPLACED BY LAMP, SELECTOR ACTUATOR OR POTENTIOMETER, ITEMS REMAINS SAME. EXTRA PRICE WILL BE AS PER LIST GIVEN).

1. 160X160X80MM:-



Sr. No. SR09

Description:- DESIGN, MANUFACTURING & SUPPLY OF CAST ALUMINIUM (LM-6) START/STOP P.B. STATION WITHOUT CANOPY WITH 1NO.SHROUDED GREEN SPRING RETURN ACTUATOR WITH NO CONTACT FOR START, & 1NO. M.RED STAYPUT ACTUATOR WITH NC CONTACT FOR STOP WIRED UP TO 3:2.5SQMM.ELMEX TYPE TERMINALS. NO SPARE TERMINAL WILL BE PROVIDED. EXTERNAL LEGS ARE PROVIDED FOR WALL/STRUCTURE MOUNTING. 2:3/4"CABLE ENTRIES WILL BE PROVIDED AT THE BOTTOM. ALL ELEMENTS & ACTUATORS WILL BE OF SIEMENS TELEMECANIQUE (FRANCE) MAKE. (PUSH BUTTON MAY BE REPLACED BY LAMP, SELECTOR ACTUATOR OR POTENTIOMETER, ITEMS REMAINS SAME. EXTRA PRICE WILL BE AS PER LIST GIVEN).

2. 170X110X90MM:-



Sr. No. SR10

Description:- DESIGN, MANUFACTURING & SUPPLY OF CAST ALUMINIUM (LM-6) START/STOP P.B. STATION WITH INTEGRAL CANOPY WITH 1NO.SHROUDED GREEN SPRING RETURN ACTUATOR WITH NO CONTACT FOR START, & 1NO. SHROUDED RED SPRING RETURN ACTUATOR WITH NC CONTACT FOR STOP WIRED UP TO 3:2.5SQMM.ELMEX TYPE TERMINALS. NO SPARE TERMINAL WILL BE PROVIDED. EXTERNAL LEGS ARE PROVIDED FOR WALL/STRUCTURE MOUNTING. 2:3/4"CABLE ENTRIES WILL BE PROVIDED AT THE BOTTOM. ALL ELEMENTS & ACTUATORS WILL BE OF SIEMENS MAKE. (PUSH BUTTON MAY BE REPLACED BY LAMP, SELECTOR ACTUATOR OR POTENTIOMETER, ITEMS REMAINS SAME. EXTRA PRICE WILL BE AS PER LIST GIVEN).

1. 100X100X95MM:-



Sr. No. SR11

Description:- DESIGN, MANUFACTURING & SUPPLY OF CAST ALUMINIUM (LM-6) START/STOP P.B. STATION WITH CANOPY ON COVER & WITHOUT TERMINALS, WITH 1:SHROUDED GREEN SPRING RETURN ACTUATOR WITH NO CONTACT FOR START & 1NO. SHROUDED RED SPRING RETURN ACTUATOR WITH NC CONTACT FOR STOP. CABLE TERMINATION DIRECTLY ON COVER MOUNTED ELEMENT, MOUNTING HOLES WILL BE PROVIDED INSIDE THE BOX FOR MOUNTING ON WALL OR STRUCTURE. 2:3/4" CABLE ENTRIES WILL BE PROVIDED AT THE BOTTOM. ALL ELEMENTS & ACTUATORS WILL BE OF SIEMENS MAKE.

2. 265X160X150MM:-



Sr. No. SR12

Description:- DESIGN, MANUFACTURING & SUPPLY OF CAST ALUMINIUM (LM-6) PB STATION WITH INTEGRAL CANOPY & WITH 1NO 2POLE TRIP-NEUTRAL- CLOSE BREAKER CONTROL SWITCH SPRING RETURN TO NEUTRAL FROM TRIP & CLOSE, WIRED UP TO 3NOS.ELMAX TYPE 2.5SQ.MM TERMINALS. EXTERNAL LEGS ARE PROVIDED FOR WALL/STRUCTURE MOUNTING. 2:3/4"CABLE ENTRIES WILL BE PROVIDED AT THE BOTTOM. T-N-C SWICH WILL BE GE/ KAYCEE MAKE.

1. 250X150X75MM:-



Sr. No. SR13

Description:- DESIGN, MANUFACTURING & SUPPLY OF CAST ALUMINIUM (LM-6) PB STATION WITHOUT ANY CANOPY & WITH 1NO 2POLE TRIP-NEUTRAL- CLOSE BREAKER CONTROL SWITCH SPRING RETURN TO NEUTRAL FROM TRIP & CLOSE, WIRED UP TO 3NOS. ELMAX TYPE 2.5SQ.MM TERMINALS. EXTERNAL LEGS ARE PROVIDED FOR WALL/STRUCTURE MOUNTING 2:3/4"CABLE ENTRIES WILL BE PROVIDED AT THE BOTTOM. TNC SWICH WILL BE GE/KAYCEE MAKE

2. 170X165X110MM:-



Sr. No. SR14

Description:- DESIGN, MANUFACTURING & SUPPLY OF CAST ALUMINIUM (LM-6) START/STOP P.B. STN. WITH SEL. SWITCH WITH INTEGRAL CANOPY WITH 1NO.SHROUDED GREEN ACTUATOR WITH NO CONTACT FOR START, 1NO.SHROUDED RED SPRING RETURN ACTUATOR WITH NC CONTACT FOR STOP, 1NO.6A CAM TYPE 1 POLE 2 WAY LOCAL/REMOTE, SEL. SWITCH WIRED UP TO 6:2.5SQMM.ELMEX TYPE TERMINALS. EXTERNAL LEGS ARE PROVIDED FOR WALL/STRUCTURE MOUNTING 2:3/4"CABLE ENTRIES WILL BE PROVIDED AT THE BOTTOM. ALL ELEMENTS & ACTUATORS WILL BE OF SIEMENS MAKE.

1. 160X160X80MM:-




Sr. No. SR15

Description:- DESIGN, MANUFACTURING & SUPPLY OF CAST ALUMINIUM (LM-6) START/STOP P.B.

STATION WITH SEL. SWITCH WITHOUT CANOPY WITH 1NO.SHROUDED GREEN ACTUATOR WITH NO CONTACT FOR START, 1NO.SHROUDED RED SPRING RETURN ACTUATOR WITH NC CONTACT FOR STOP, 1NO.6 A CAM TYPE 1 POLE 2 WAY LOCAL/REMOTE, SEL. SWITCH, WIRED UP TO 6:2.5SQMM. ELMEX TYPE TERMINALS. 2:3/4" CABLE ENTRIES WILL BE PROVIDED AT THE BOTTOM. EXTERNAL LEGS ARE PROVIDED FOR WALL/STRUCTURE MOUNTING. ALL ELEMENTS & ACTUATORS WILL BE OF SIEMENS MAKE.


2. 255X115X85MM:-



Sr. No. SR16

Description:- Supply of Cast Aluminum (LM-6) Start/Stop P.B. Station with Ammeter without canopy with 1no.shrouded green actuator with NO contact for start, 1no. shrouded red spring return actuator with NO contact for stop, 1no.72x72mm M.I.S.C.90 degree scale Ammeter, wired up to 5:2.5sqmm. Elmax type terminals. no. spare terminals will be Provided. External legs are provided for wall/structure mounting. 2:3/4" cable entries will be provided at the bottom. All elements & actuators will be of SIEMENS Make


1. 260X130X135MM:-



Sr. No. SR17

Description:- Supply of Cast Aluminum (LM-6) Start/Stop P.B. Stn. with Ammeter with integral canopy with 1no.shrouded green actuator with NO contact for start, 1no.shrouded red spring return actuator with NO contact for stop, 1no.72x72mm M.I.S.C.90 degree scale Ammeter, wired up to 5:2.5sqmm Elmex type terminals. No. spare terminals will be provided. External legs are provided for wall/structure mounting. 2:3/4" cable entries will be provided at the bottom. All elements & actuators will be of SIEMENS Make.

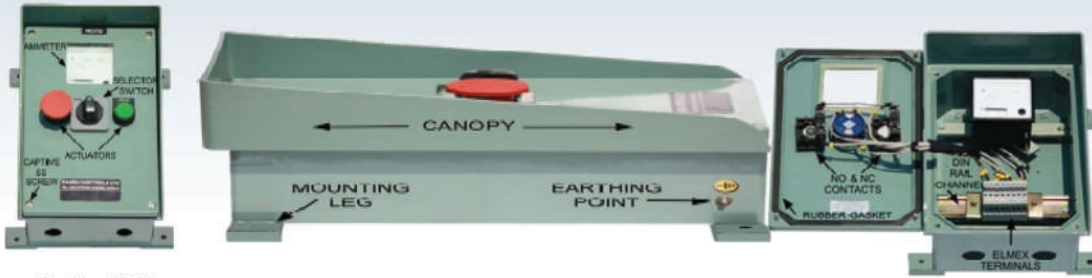
2. 250X150X75MM:-



Sr. No. SR18

Description:- Supply of Cast Aluminum (LM-6) Start/Stop P.B. Station with Ammeter without canopy With 1no.shrouded green actuator with NO contact for start, 1no.shrouded red spring Return actuator with NO contact for stop, 1no.72x72mm M.I.S.C.90 degree scale Ammeter and 1 pole 2way 6A cam type sel. switch Kaycee make, wired up to 8:2.5sqmm. elmex type terminals. no. spare terminals will be provided. External legs are Provided for wall/structure mounting.2:3/4" cable entries will be provided at the Bottom. All elements & actuators will be of SIEMENS Make.

1. 275X160X135MM:-




Sr. No. SR19
Description:- Supply of Cast Aluminum (LM-6) Start/Stop P.B. Stn. with Ammeter with integral canopy
 With 1no.shrouded green actuator with NO contact for start, 1no.shrouded red spring Return actuator with NO contact for stop, 1no.72x72mm M.I.S.C.90 degree scale Ammeter and 1 pole 2way 6A cam type sel. switch Kaycee make, wired up to 8:2.5sqmm. Elmex type terminals. No. spare terminals will be provided External legs are Provided for wall/structure mounting 2:3/4" cable entries will be provided at the Bottom. All elements & actuators will be of SIEMENS Make

20. 275X130X75MM:-




Sr. No. SR20
Description:- Supply of Cast Aluminum (LM-6) Start/Stop P.B. Station with Ammeter without canopy
 With 1no.shrouded green actuator with NO contact for start, 1no.shrouded red spring return actuator with NO contact for stop, 1no.96x96mm M.I.S.C.90 degree scale Ammeter, wired up to 5:2.5sqmm. Elmex type terminal. External legs are provided for Wall/structure mounting. 2:3/4" cable entries will be provided at the bottom. All Elements & actuators will be of SIEMENS Make.

21. 315X170X145MM:-



Sr. No. SR21
Description:- Supply of Cast Aluminum (LM-6) Start/Stop P.B. Station with Ammeter with canopy with
 1no.shrouded green actuator with NO contact for start, 1no.shrouded red spring return Actuator with NC contact for stop, 1no.96x96mm M.I.S.C.90 degree scale Ammeter, 1No 1 Pole 2 way L/R 6A CAM type Selector Switch wired up to 8:2.5sqmm. elmex type Terminals. External legs are provided for wall/structure mounting. 2:3/4" cable entries will be provided at the bottom. All elements & actuators will be of SIEMENS Make.

22. 150X100X65MM:-



Sr. No. SR22
Description:- Supply of Cast Aluminum (LM-6) Forward/Reverse Stop without canopy & without terminals, with 1no.shrouded green actuator with NO contact for forward, 1no.shrouded black spring return actuator with NO contact for Reverse, 1no.shrouded red spring return actuator with NC contact for stop. Cable termination directly on cover mounted element. Mounting holes will be provided inside the box for mounting on wall or structure. 2:3/4" cable entries will be provided at the bottom. All elements & act. will be of SIEMENS Make.

23. 160X160X80MM:-



Sr. No. SR23

Description:- Supply of Cast Aluminum (LM-6) Forward/Reverse Stop without canopy & without terminals, with 1no.shrouded green actuator with NO contact for forward, 1no.shrouded black spring return actuator with NO contact for Reverse, 1no.shrouded red spring return actuator with NC contact for stop, wired up to 5:2.5sqmm.elmex type terminals. External legs are provided for wall/structure mounting. 2:3/4" cable entries will be provided at the bottom. All elements & actuators will be of SIEMENS Make.

24. 170X165X110MM:-



Sr. No. SR24

Description:- Supply of Cast Aluminum (LM-6) Forward/Reverse Stop P.B. Stn. with Integral canopy with 1no.shrouded green actuator with NO contact for forward, 1no. shrouded black Spring return actuator with NO contact for Reverse, 1no.shrouded red spring return Actuator with NC contact for stop, wired up to 5:2.5sqmm.elmex type terminals. no. Spare terminals will be provided. External legs are provided for wall/structure mounting. 2:3/4" cable entries will be provided at the bottom. All elements & actuators will be of SIEMENS Make. ONE PB MAY BE REPLACED BY LAMP TO MAKE START/STOP WITH INDICATION

25. 275X195X135MM:-



Sr. No. SR25

Description:- Supply of Cast Aluminum (LM-6) Forward/Reverse Stop P.B. Station without canopy With 1no.shrouded green actuator with NO contact for forward, 1no.shrouded black Spring return actuator with NO contact for Reverse, 1no.shrouded red spring return Actuator with NC contact for stop, with M.I.S.C.72x72mm Ammeter wired up to 7:2.5sqmm.elmex type terminals. External legs are provided for wall/structure Mounting. 2:3/4" cable entries will be provided at the bottom. All elements & actuators will be of SIEMENS

26. 315X170X145MM:-



Sr. No. SR26

Description:- Supply of Cast Aluminum (LM-6) Forward/Reverse Stop P.B. Stn. with Integral canopy with 1no.shrouded green actuator with NO contact for forward, 1no.shrouded black spring return actuator with NO contact for Reverse, 1no.shrouded red spring return actuator with NC contact for stop, with M.I.S.C.72x72mm Ammeter wired up to 7:2.5sqmm.elmex type terminals. External legs are provided for wall/structure mounting. 2:3/4" cable entries will be provided at the bottom. All elements & actuators will be of SIEMENS Make. PB MAY BE REPLACED BY LAMP TO MAKE START/STOP WITH LAMP

27. 280X220X135MM:-



Sr. No. SR27

Description:- Supply of Cast Aluminum (LM-6) Forward/Reverse Stop P.B. Stn. with Integral canopy With 1no.shrouded green actuator with NO contact for forward, 1no.shrouded black Spring return actuator with NO contact for Reverse, 1no.shrouded red spring return Actuator with NC contact for stop, with M.I.S.C.72x72mm Ammeter and 1 pole 2way 6A cam type sel. switch Kaycee make, wired up to 10:2.5sqmm.elmex type terminals. External legs are provided for wall/structure mounting. 2:3/4" cable entries will be Provided at the bottom. All elements & actuators will be of SIEMENS.

28. 280X220X135 MM:-



Sr. No. SR28

Description:- Manufacture and Supply of Cast Aluminum LM-6 Start/Stop P.B Stn with integral Canopy and complete with 1no: shrouded Green spring return actuator with NO contact for Start, 1no: M.Red Stay put actuator with NC contact for Stop, 1no: 1 Pole 2 Way Local/Remote selector switch, 1no: 10k 10turn potentiometer for speed Adjustment and 1no: 96x96 mm RPM meter with 4-20mA input, wired up to 11: 2.5sqmm Elmex terminals. External legs are provided for wall/structure mounting. 2: 3/4" cable Entries are provided at the bottom. All actuators and elements will be of SIEMENS/TEKNIC makes.


29. 275x195x110MM:-



Sr. No. SR29

Description:- Supply of Cast Aluminum (LM-6) Forward/Reverse Stop P.B. Stn. with Integral canopy with 1no.shrouded green actuator with NO contact for forward, 1no.shrouded black Spring return actuator with NO contact for Reverse, 1no.shrouded red spring return Actuator with NC contact for stop, with M.I.S.C.72x72mm Ammeter and 1 pole 2way 6A cam type sel. switch Kaycee make, wired up to 10:2.5sqmm.elmex type terminals. External legs are provided for wall/structure mounting. 2:3/4" cable entries will be Provided at the bottom. All elements & actuators will be of SIEMENS.

30. 275x195x110MM:-



Sr. No. SR30

Description:- Supply of Cast Aluminum (LM-6) Forward/Reverse Stop P.B. Station without canopy With 1no.shrouded green actuator with NO contact for forward, 1no.shrouded black spring return actuator with NO contact for Reverse, 1no.shrouded red spring return Actuator with NC contact for stop, with M.I.S.C.96X96mm Ammeter wired up to 7:2.5sqmm.elmex type terminals. External legs are provided for wall/structure Mounting. 2:3/4" cable entries will be provided at the bottom. All elements & actuators Will be of SIEMENS Make.

31. 315X170X145MM:-



Sr. No. SR31

Description:- Supply of Cast Aluminum (LM-6) Forward/Reverse Stop P.B. Stn. with Integral canopy With 1no.shrouded green actuator with NO contact for forward, 1no.shrouded black Spring return actuator with NO contact for Reverse, 1no.shrouded red spring return Actuator with NC contact for stop, with M.I.S.C.96X96mm Ammeter wired up to 7:2.5sqmm.elmex type terminals. External legs are provided for wall/structure Mounting. 2:3/4" cable entries will be provided at the bottom. All elements & actuators Will be of SIEMENS Make.

32. 275X195X115MM:-



Sr. No. SR32

Description:- Supply of Cast Aluminum (LM-6) Forward/Reverse Stop P.B. Stn. with Integral canopy With 1no.shrouded green actuator with NO contact for forward, 1no.shrouded black Spring return actuator with NO contact for Reverse, 1no.shrouded red spring return Actuator with NC contact for stop, with M.I.S.C.96X96mm Ammeter and 1 pole 2way 6A cam type sel. switch Kaycee make, wired up to 10:2.5sqmm.elmex type terminals. External legs are provided for wall/structure mounting. 2:3/4" cable entries will be provided at the bottom. All elements & actuators will be of SIEMENS make.

33. 160X160X80MM:-



Sr. No. SR33

Description:- Supply of Cast Aluminum (LM-6) 4way P.B. Station without canopy with 2nos.shrouded green actuator with NO contact for Start, 2nos. shrouded Red spring return actuator with NC contact for Stop or Start/stop/forward and reverse with one contact., wired up to 6:2.5sqmm.elmex type terminals. External legs are provided for wall/structure mounting. 2:3/4" cable entries will be provided at the bottom. All elements & actuators will be of SIEMENS Make.

34. 170X165X110MM:-



Sr. No. SR34

Description:- Supply of Cast Aluminum (LM-6) 4way P.B. Station with Integral canopy with 2nos.shrouded green actuator with NO contact for Start, 2nos. shrouded Red spring Return actuator with NC contact for Stop or Start/stop/forward and reverse with one Contact, wired up to 6:2.5sqmm.elmex type terminals. External legs are provided for Wall/structure mounting. 2:3/4" cable entries will be provided at the bottom. All Elements & actuators will be of SIEMENS Make.

35. 170X165X110MM:-



Sr. No. SR35

Description:- Supply of Cast Aluminum (LM-6) PB STN with Integral Canopy with 1no. shrouded green actuator with NO contact for start, 1no. M.Red stay put actuator with NC contact for stop, 1no. N. Yellow actuator with NO contact for increase & 1no. N. Black Actuator with NO contact for decrease & complete with 0-1500RPM 72X72mm RPM Meter for input 4-20ma, wired up to 8 nos 2.5 sqmm terminals. External legs are Provided for wall/structure mounting, 2:3/4" cable entries will be provided at the Bottom. All elements & actuators will be of SIEMENS make.

Technological Innovation
Energy Saving



MKTD. BY:-

S.R.ELECTRICAL Co.

554, Old Masuda Road, Outside Suraj Pole Gate

Beawar-305901 Dist.:- Ajmer (RAJ.) INDIA

Tele-fax: +91-1462-257089

Mob. : +91-9314488145, 9414259154, 9214882502

E-mail: srelctbwr2000@yahoo.co.in, srelctbwr2000@gmail.com

Webmail: <http://www.srelectricals.co.in>

