


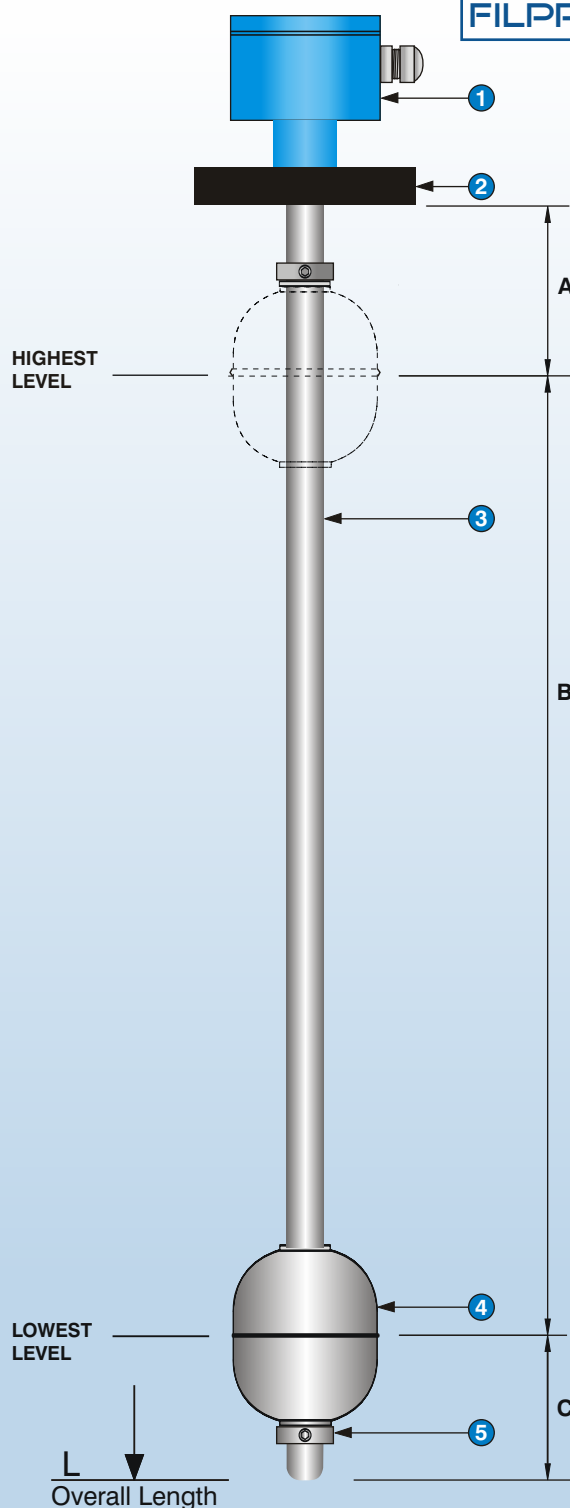
# Float Operated Level Transmitter



An ISO 9001:2008 Company

## TECHNICAL DATA

<b>Overall Length</b>	: 300mm to 5000mm
<b>Measuring Error</b>	: $\pm 0.25\%$ of Span
<b>Output Temperature Co-efficient</b>	: $\pm 0.007\% / ^\circ\text{C}$
<b>Resolution</b>	: 5mm / 10mm
<b>Ambient Temperature</b>	: $-40^\circ\text{C}$ to $60^\circ\text{C}$
<b>Liquid Temp. Range</b>	: $-40^\circ\text{C}$ to $120^\circ\text{C}$
<b>Liquid Min. Density</b>	: 0.8 gm/cc
<b>Max. Pressure</b>	: 10 Kg/cm <sup>2</sup>
<b>Protection Category</b>	: Weather Proof Ip66 to IS:2147 (or) Flame proof Gr. IIA & IIB to IS:2148
<b>Terminals</b>	: Max. 1.5mm <sup>2</sup> Flexible
<b>Cable Entry</b>	: PG11 for Weather Proof : 3/4" ET for Flame Proof (Glands not Supplied)
<b>Current Output</b>	: 1) 2 Wire, 4.... 20 mA 2) 3 Wire, 0-10VDC
<b>Process Connection</b>	: 1) Threaded : 2) Flanged : 3) Tri Clamp : 4) Others
<b>Excitation Voltage</b>	: 10 - 36 V DC
<b>Loop Resistance</b>	: Max. 1200 OHMs



**NOTE : Analog Output** : 4 mA @ Lowest Level  
: 20 mA @ Highest Level

**A - Top Dead Band**  
**B - Measuring Range**  
**C - Bottom Dead Band**

**1 - Electronic Housing**  
**2 - Mounting Flange**  
**3 - Stem**  
**4 - Float**  
**5 - Float Retainer**

# Float Operated Liquid Level Transmitters

- # Length up to 5 metres
- # Alloys or Engineering Plastic Wetted parts
- # Analog Output
- # Field Calibration

## CONSTRUCTION

Float Operated Liquid Level Transmitter consists of non magnetic sealed stem containing series of reed switches and resistors, float carrying magnet, mounting adaptor (or flange) and enclosure containing electronics.

## OPERATING PRINCIPLE

Stem carrying series of reed switches and resistors forms a " Potentiometer " circuit which extends to the full indicating length of the transmitter. The reed switches are tapped at regular intervals and this tap off point is connected to electronics in enclosure. As the float travels through the indicating distance, the magnet located within it tap off the reed switches there by varying the resistance fed to the electronics(as shown in figure below), which in turn converts the change in resistance to industry standard analog output.

## TYPICAL APPLICATIONS

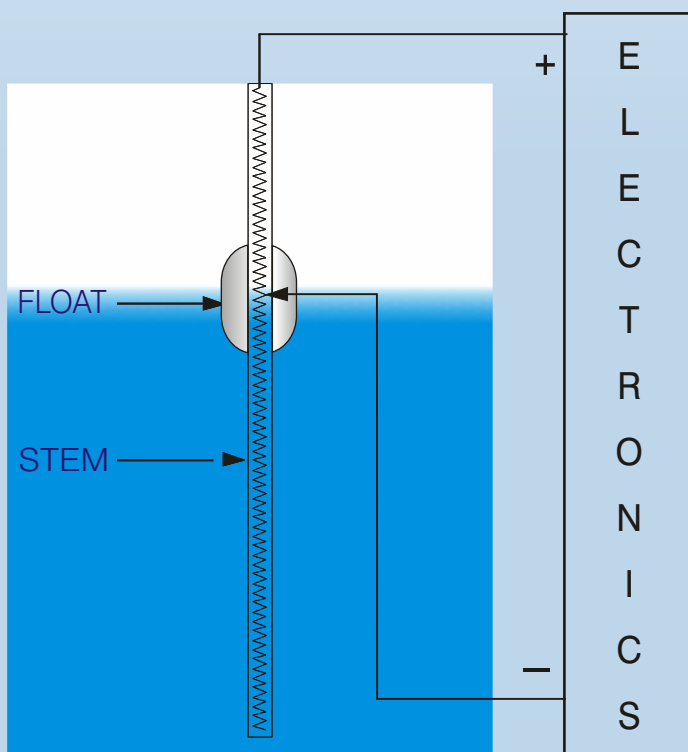
Consider our transmitters for all your continuous liquid level monitoring needs like Water, diesel, lube oils and fuels, chemical and petrochemical liquids. Here are just few areas where transmitters can be used.

- # Utilities
- # Beverage Industry
- # Medical
- # Pharmaceuticals
- # Food Processing
- # Breweries, etc.

## LIMITATIONS

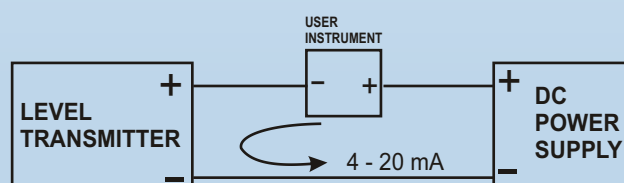
Float Operated Liquid Level Transmitters doesnot work satisfactorily in highly contaminated liquids and liquids with high viscosity.

For Sensors with more than 3 metres, it is recommended to provide anchoring at the bottom. Also splash gaurd is recommended where high turbulence of liquid exists. Consult us for further details.

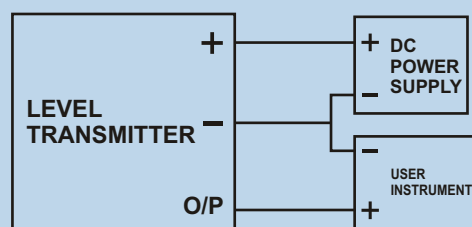


## TYPICAL WIRING

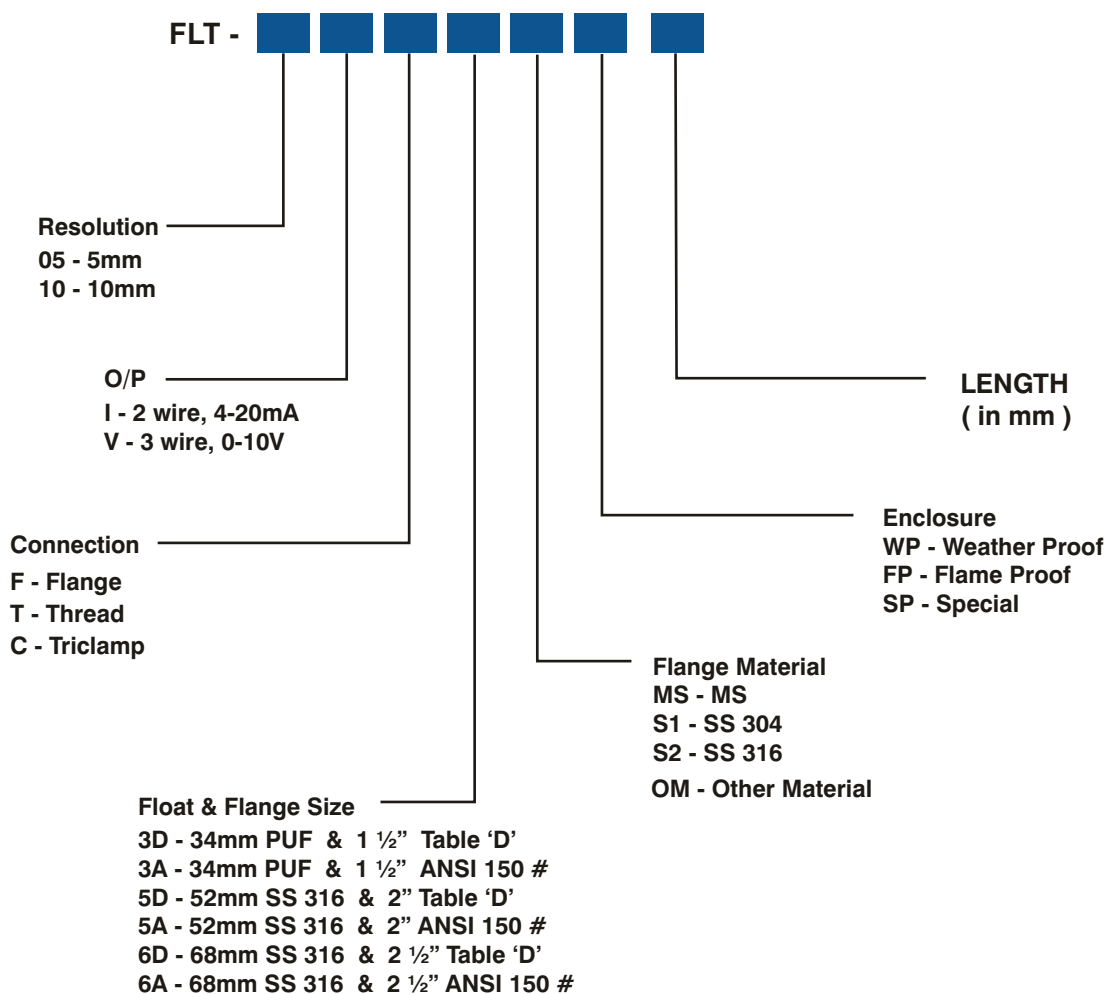
### A : 2 wire 4 - 20mA



### B : 3 wire 0 - 10V DC



## ORDERING INFORMATION



We can also manufacture transmitters with various wetted parts like Polyurethane, PP, PVC, PTFE, etc against specific request.

Since continuous development is our policy, the above specifications and details may change without prior notice.

# Filpro Sensors Pvt. Ltd.

No 130, 10th Cross, Petechennappa Industrial Estate, Kamakshipalya,  
Magadi Main Road, Bangalore - 560 079. Phone : 080 23286463  
E-mail : sales@filprosensors.com  
Website : www.filprosensors.com



An ISO 9001:2008  
Company