


SEEMA FOUNDRY & WORKSHOP, DHIR ROAD, BATALA DISTT. GURDASPUR (PUNJAB)

WOOD ROUNDING MACHINE

SPECIFICATION


Model	N- 263
Size	1" to 1½"
Main Motor	5 H.P./1440 RPM
Feed Motor	2 H.P. /1440 RPM



UNIVERSAL WOOD WORKING MACHINE (FIVE IN ONE)

SPECIFICATION


Model	264	265	266
Size	12"	18"	24"
Max. Length of Jointer Planer	48"	68"	72"
Width of Table	12"	18"	24"
Floor to Table	28"	40"	40"
Height from Floor to Table	34"	34"	34"
Cutter Block Dia	4"	4½"	4½"
Cutter Block R.P.M.	4200	4200	4200
Boring & Motorising Attachment			
Table Travel Internal	6"	6"	8"
Table Travel Parallel	8"	8"	10"
Table Travel Feed	4"	4"	6"
Circular Saw Table	14"×23"	14"×23"	14"×23"
Boring Capacity	1/2"	5/8"	3/4"
H.P. Required	2 H.P.	3 H.P.	5 H.P.



JIG SAW MACHINE

SPECIFICATION


MODEL	268
Throat Depth	610mm
Table Size	350×350mm
Cuts Thickness	45 H.P.
Strokes as per minute	650
Motor Power	½ H.P.
RPM of Machine	650



CHAIN AND CHISEL MORTISING MACHINE (WITH GRINDING ATTACHMENT)

SPECIFICATION

Model	269 A	Model	269
Light Duty Steel Body		Heavy Duty C.I. Body	
Maximum Size of Chain	20mm	Maximum Size of Chain	20mm
Depth of Bore	150mm	Maximum Size of Chisel	12 mm
H.P. Required	2. H.P.	Depth of Bore	150mm
		Longitudinal Table Movement	230mm
		H.P. Required	3.H.P.



Steel Body

C.I. Body