


## VERTICAL SPINDLE MOULDING MACHINE

### SPECIFICATION


Model	N-248	N-249
Table Size	30"×30"	33"×33"
Cutter Around Dia	1¼"	1¼"
Spindle Speed	4000 R.P.M.	4000 R.P.M.
H.P. Required	2. H.P.	2. H.P.



## VERTICAL SPINDLE MOULDING MACHINE (TILTING ARBOUR)

### SPECIFICATION


Model- N - 250	
Table	30"×36"
Cutter Block Dia	4"
Cutter Arbour Dia	1½"
Spindle Speed	4000 R.P.M.
H.P. Required	2 H.P.
R.P.M.	1440



## AUTOMATIC BANDSAW & CIRCULAR SAW BLADE SHARPENING MACHINE

### SPECIFICATION

Model- N 251	
Size of Circular Saw	12" to 42" Dia
Band Saw Max. Length	34"
Band Saw Blade Width	1" to 4"
H.P. Required	1 H.P.
Over All Height	4'
Base Dimension	18'×5'




## HAND FEED PLANER BLADE SHARPNER

### SPECIFICATION

Model - 252 Heavy Duty Cup Type	253, 254, 255 Light Duty Wheel Type
Maximum Length of Blade	24"
H.P. Required	1 H.P.
Size of Cup/Wheel	4" Dia × 2" Width
Floor Space	3½×3' × 19"

Heavy Duty  
(Grinding Stone Cup Type)



Light Duty  
(Grinding Stone Wheel Type)