








Compoents

PARTS	LENS	CAP	APPLICATIONS
Standard X100		X12 Vertical illuminating cap (Partial contact)	Measurement of wide range wrinkle and roughness Regional skin image capture Hair density to trace hair losing
		X14 Vertical illuminating cap (Contact)	Pigmentation area observation
		X40 Side illuminating cap (Partial contact)	Skin keratins
		X50 Vertical illuminating cap (Contact)	Sebum(oily skin)observation
		X50 Polarized filter cap (Contact)	Skin keratins Expansion of capillary in dermis layer Pigmentation area observation
		X100 Side illuminating cap (Contact)	Magnified observation of skin pore, sebum and scalp etc layer Pigmentation area observation
Optional x400		X400 Side illuminating (Contact)	Observation of Hair follicles in scalp, hair health and damage rate of cuticled

Captured image



System Composition



Software

HairSys Software (Optional)



- Accurate alopecia diagnosis by the check of the alopecia type and symptoms
- Accurate scalp condition diagnosis by the scalp type analysis and hair amount counting
- Accurate hair condition diagnosis by the hair type analysis and hair thickness measurement
- Simple image comparison and management for the analysis result for alopecia, scalp and hair
- Convenient customer registration, continuous save and management of customer's diagnosis result
- Support multi-languages versions for Korean, English, Russian, Spanish, Italian, Japanese, Chinese, Turkish, Portuguese

SkinSys Software (Optional)



- Skin type(Dry, Oily, Normal, Combination) analysis thru skin diagnosis wizard
- Scientific analysis of moisture, sebum, curvature, keratin, pore size and pigmentation
- Provide the systematic method for causes, countermeasures and managements according to image analysis result
- Integrated product suggestion function after skin analysis
- Image comparison, analysis, edit for consulting
- Customer, sales and shop management functions
- Support multi-languages versions for Korean, English, Dutch, German, Russian, Spanish, Italian, French, Finland, Japanese, Turkish, Portuguese

Bundle Software (Standard)



- Live image : Function to activate live image.
- Captured image: Function to capture images to save.
- Search : Function to search the saved images by date.
- Delete : Function to delete the saved images.

System requirements for Bundle software

PARTS	MINIMUM REQUIREMENT	RECOMMENDED
CPU	Above Pentium IV 2.0GHz	Pentium D(Dual Core) 3.0GHz L2 Cache 2M
RAM	Above 512MB	Above 1GB
VGA	True Color(32bit) Above Support(64M)	PCI express x16, 256MB
HDD	Above 60GB	80GB
MONITOR	Above 15" PC Monitor	
OS	Window XP / Vista	
USB	USB 2.0	

Specifications

Power supply	5VDC Via USB Port
Image sensor	1/4" Color VGA CMOS Image Sensor
Effective pixels	1.3Mega Pixels
AGC / White balance	ON / Fixed
Output signal	USB 2.0 Format
Lamp	High Luminance White LED:8EA
Light intensity	Fixed
Camera cable	2.0M
Light delivery	Side/Vertical/Polarized illuminating
Magnification	Full body, Full face, Hair and Hair Scalp X12, X14, X40, X50, X100, X400(Option)


Maximized Performance and Convenience with Customer-Oriented price

SKIN & HAIR DIAGNOSING DIGITAL CAMERA

1.3 Mega Pixels

USB-225  COSMETIC CAMERA SYSTEM
Economy/Elegance/Easy



 MIC Mark
No : E-C023-03-2245(A)

 **CE**



Convenient installation in computer

- Direct connection to PC through USB port.
- It is easy to take images using capture button. It is possible to take whole face and hair conditions of customer using adjustment knob. (Max. X400)



Multi-purpose cap

- It provides crystal clear images using side illuminating cap to reduce reflection.
- It provides client's education for skin, scalp and hair conditions through various magnification rates (X12, X14, X40, X50, X100) without changing lens.
- It is more effective for diagnosis of scalp and hair cuticles using optional (X400) lens and light guide cap.
- It can make easy diagnosis of capillary expansion and pigmented area in dermis layer with polarized filter cap.



Customer management by software program

- Image management software "Skinsys", "Hairsys" and "Cosmanager" can provide professional consultant to customer and make distinguish with others.
 - Skinsys : Skin analysis and Customer Management Software
 - Hairsys : Hair analysis and Customer Management Software
 - Cosmanager : Image Management Software



Simple and convenient design

- Ultra light and small sized compact design to handle by one hand.



Various applications

- It can be used on skin, scalp and hair related markets like Skin management shop, scalp management shop, beauty salon, cosmetics shop, field sales representatives, beauty college, beauty academy, research center of cosmetics company, wig company, pharmacy etc.

 **SOMETECH**
SINCE 1989