

DelVal[®] SERIES 50/52

Resilient Seated Butterfly Valves

Wafer & Lug

Sizes 2"-24" / DN 50 - DN 600

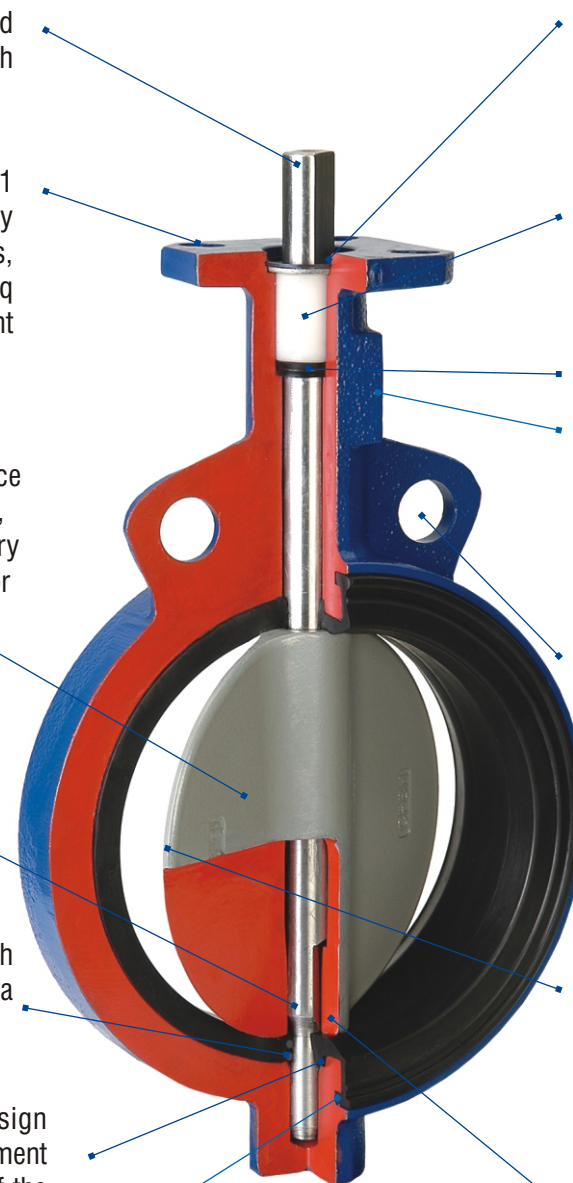


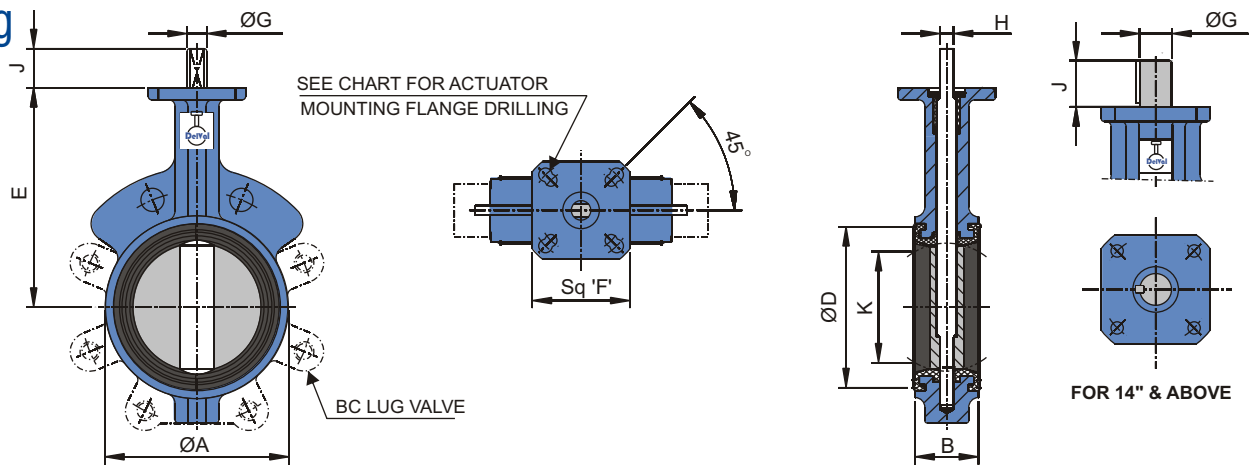
Leading the Industry with Innovation by Design

DelTech Controls is pleased to offer top-of-the-line products in pipeline flow control. The DelVal Series 50 (wafer body) and Series 52 (lug body) Butterfly Valves have been developed with extensive application, design and manufacturing expertise. These products are produced by employing modern manufacturing practices under a robust quality assurance system. These practices ensure consistent product quality and dependable performance. The DelVal Series 50/52 Butterfly Valves have been designed to include state-of-the-art features that are described in this bulletin.

Features

- + Stem connection available in standard DelVal sizes or optional sizes to match standard secondary top plate drilling.
- + Top plate double drilled to fit ISO 5211 dimensions and standard secondary bolt circle dimensions. All handles, gear operators and pneumatic DelTorq actuators are designed to mount directly to DelVal Valves.
- + Nylon PA 12 coated disc option ensures excellent corrosion resistance to several chemical media. The hard, non-porous sintered polymer has very low hygroscopicity and is suitable for use in drinking water and non-alcoholic foodstuffs.
- + One piece stem with close tolerance double D drive eliminates the need for disc screws or taper pins.
- + Double O-rings are molded in both upper and lower journals providing a superior secondary seal.
- + Unique "Center-Lock" seat design virtually eliminates any seat movement during the seating and un-seating of the disc.
- + Heavy duty square-grooved seat design with molded O-ring seals to serve as flange gaskets. EPDM seats are peroxide cured to yield the best elastic properties of the elastomer.
- + Unique stem retention system to provide blow-out proof stem and easy assembly and disassembly of valve.
- + Heavy duty acetal bushing absorbs the forces acting on the stem/disc assembly due to line pressure.
- + Bi-directional 'U' cup stem seal.
- + Heavy duty one-piece body with extended neck for 2" piping insulation. Standard coating is two coats of hard, Zinc-rich epoxy for excellent corrosion resistance.
- + Two flange locating holes for sizes up to 12" and four flange locating holes from size 14" to 24" for easy alignment of valve during installation. They meet ANSI #125/150 or other world drilling standards.
- + High strength disc with hand polished disc edge and hubs.
- + Precision machined radius on the upper and lower disc hubs is pressed against upper and lower seat sealing faces for achieving primary sealing between disc and seat.
- + "Center-Lock" seat design





DIMENSIONS (Inch)

| Valve Size | | ØA | *B | ØD | E | Sq'F | Top Plate Drilling | | | ØG | H | J | Key Size | K | Lug Bolting Data | | | Weight in Lbs. | |
|------------|-----|-------|------|-------|-------|-------|--------------------|--------------|-----------------|------|------|------|-----------|-------|------------------|--------------|----------------|-------------------|-----------------|
| Inch | DN | | | | | | BC | No. of Holes | Hole Dia | | | | | | BC | No. of Holes | Threads UNC-2B | Wafer (Series 50) | Lug (Series 52) |
| 2 | 50 | 3.58 | 1.62 | 2.99 | 5.51 | 3.15 | 2.76/3.25 | 4 | 0.39/0.438 | 0.55 | 0.39 | 1.25 | --- | 1.32 | 4.75 | 4 | 5/8-11 | 5.07 | 6.79 |
| 2 1/2 | 65 | 4.13 | 1.75 | 3.54 | 5.98 | 3.15 | 2.76/3.25 | 4 | 0.39/0.438 | 0.55 | 0.39 | 1.25 | --- | 2.05 | 5.50 | 4 | 5/8-11 | 5.80 | 7.91 |
| 3 | 80 | 4.72 | 1.75 | 4.17 | 6.30 | 3.15 | 2.76/3.25 | 4 | 0.39/0.438 | 0.55 | 0.39 | 1.25 | --- | 2.70 | 6.00 | 4 | 5/8-11 | 6.83 | 8.92 |
| 4 | 100 | 5.91 | 2.00 | 5.20 | 7.09 | 3.15 | 2.76/3.25 | 4 | 0.39/0.438 | 0.63 | 0.43 | 1.25 | --- | 3.61 | 7.50 | 8 | 5/8-11 | 10.87 | 16.37 |
| 5 | 125 | 6.89 | 2.12 | 6.30 | 7.56 | 3.15 | 2.76/3.25 | 4 | 0.39/0.438 | 0.75 | 0.51 | 1.25 | --- | 4.62 | 8.50 | 8 | 3/4-10 | 13.91 | 21.56 |
| 6 | 150 | 8.07 | 2.12 | 7.36 | 8.07 | 3.15 | 2.76/3.25 | 4 | 0.39/0.438 | 0.75 | 0.51 | 1.25 | --- | 5.50 | 9.50 | 8 | 3/4-10 | 16.31 | 25.35 |
| 8 | 200 | 10.20 | 2.50 | 9.45 | 9.49 | 4.72 | 2.76/4.92/5.00 | 4 | 0.39/0.55/0.563 | 0.87 | 0.63 | 1.25 | --- | 7.39 | 11.75 | 8 | 3/4-10 | 28.00 | 37.92 |
| 10 | 250 | 12.21 | 2.50 | 11.50 | 10.75 | 4.72 | 4.92/5.00 | 4 | 0.55/0.563 | 1.18 | 0.87 | 2.00 | --- | 9.31 | 14.25 | 12 | 7/8-9 | 44.09 | 61.73 |
| 12 | 300 | 14.33 | 3.00 | 13.58 | 12.24 | 4.72 | 4.92/5.00 | 4 | 0.55/0.563 | 1.18 | 0.87 | 2.00 | --- | 11.12 | 17.00 | 12 | 7/8-9 | 60.85 | 92.26 |
| 14 | 350 | 16.34 | 3.00 | 15.28 | 13.62 | 4.72 | 4.92/5.00 | 4 | 0.55/0.563 | 1.38 | --- | 2.00 | 0.39x0.39 | 12.92 | 18.75 | 12 | 1-8 | 87.96 | 122.80 |
| 16 | 400 | 18.58 | 4.00 | 17.40 | 14.76 | 4.72 | 4.92 | 4 | 0.55 | 1.38 | --- | 2.00 | 0.39x0.39 | 14.80 | 21.25 | 16 | 1-8 | 130.51 | 184.31 |
| 18 | 450 | 20.67 | 4.25 | 19.49 | 15.98 | 6.70 | 6.50 | 4 | 0.83 | 1.97 | --- | 2.50 | 0.39x0.47 | 16.59 | 22.75 | 16 | 1 1/8-7 | 194.45 | 239.42 |
| 20 | 500 | 22.83 | 5.00 | 21.57 | 17.24 | 6.70 | 6.50 | 4 | 0.83 | 1.97 | --- | 2.50 | 0.39x0.47 | 18.61 | 25.00 | 20 | 1 1/8-7 | 236.78 | 306.88 |
| 24 | 600 | 27.24 | 5.94 | 25.75 | 19.49 | Ø8.27 | 6.50 | 4 | 0.83 | 2.50 | --- | 4.00 | 0.62x0.62 | 22.55 | 29.50 | 20 | 1 1/4-7 | 385.81 | 477.08 |

*Face to face dimension "B" generally conforming to API 609 Category A/BS EN 558-1 Series 20/ISO 5752 Series 20 / MSS SP 67 / ASME B 16.10

DIMENSIONS (mm)

| Valve Size | | ØA | **B | ØD | E | Sq'F | Top Plate Drilling | | | ØG | H | J | Key Size | K | Lug Bolting Data | | | Weight in Kg. | |
|------------|-----|-----|-----|-----|-----|------|--------------------|--------------|------------|------|-----|-----|-------------|-------|------------------|--------------|----------------|-------------------|-----------------|
| Inch | DN | | | | | | BC | No. of Holes | Hole Dia | | | | | | BC | No. of Holes | Threads UNC-2B | Wafer (Series 50) | Lug (Series 52) |
| 2 | 50 | 91 | 43 | 76 | 140 | 80 | 70/82.5 | 4 | 10/11 | 14 | 10 | 32 | --- | 33.5 | 120.7 | 4 | 5/8-11 | 2.30 | 3.08 |
| 2 1/2 | 65 | 105 | 46 | 90 | 152 | 80 | 70/82.5 | 4 | 10/11 | 14 | 10 | 32 | --- | 52.1 | 139.7 | 4 | 5/8-11 | 2.63 | 3.59 |
| 3 | 80 | 120 | 46 | 106 | 160 | 80 | 70/82.5 | 4 | 10/11 | 14 | 10 | 32 | --- | 68.5 | 152.4 | 4 | 5/8-11 | 3.10 | 4.05 |
| 4 | 100 | 150 | 52 | 132 | 180 | 80 | 70/82.5 | 4 | 10/11 | 16 | 11 | 32 | --- | 91.7 | 190.5 | 8 | 5/8-11 | 4.93 | 7.42 |
| 5 | 125 | 175 | 56 | 160 | 192 | 80 | 70/82.5 | 4 | 10/11 | 19 | 13 | 32 | --- | 117.3 | 215.9 | 8 | 3/4-10 | 6.31 | 9.78 |
| 6 | 150 | 205 | 56 | 187 | 205 | 80 | 70/82.5 | 4 | 10/11 | 19 | 13 | 32 | --- | 139.7 | 241.3 | 8 | 3/4-10 | 7.40 | 11.50 |
| 8 | 200 | 259 | 60 | 240 | 241 | 120 | 70/125/127 | 4 | 10/14/14.3 | 22 | 16 | 32 | --- | 187.6 | 298.5 | 8 | 3/4-10 | 12.70 | 17.20 |
| 10 | 250 | 310 | 68 | 292 | 273 | 120 | 125/127 | 4 | 14/14.3 | 30 | 22 | 51 | --- | 236.4 | 362.0 | 12 | 7/8-9 | 20.00 | 28.00 |
| 12 | 300 | 364 | 78 | 345 | 311 | 120 | 125/127 | 4 | 14/14.3 | 30 | 22 | 51 | --- | 282.4 | 431.8 | 12 | 7/8-9 | 27.60 | 41.85 |
| 14 | 350 | 415 | 78 | 388 | 346 | 120 | 125/127 | 4 | 14/14.3 | 35 | --- | 51 | 10x10 | 328.3 | 476.2 | 12 | 1-8 | 39.90 | 55.70 |
| 16 | 400 | 472 | 102 | 442 | 375 | 120 | 125 | 4 | 14 | 35 | --- | 51 | 10x10 | 375.8 | 539.7 | 16 | 1-8 | 59.20 | 83.60 |
| 18 | 450 | 525 | 114 | 495 | 406 | 170 | 165 | 4 | 21 | 50 | --- | 64 | 10x12 | 421.4 | 577.8 | 16 | 1 1/8-7 | 88.20 | 108.60 |
| 20 | 500 | 580 | 127 | 548 | 438 | 170 | 165 | 4 | 21 | 50 | --- | 64 | 10x12 | 472.6 | 635.0 | 20 | 1 1/8-7 | 107.40 | 139.20 |
| 24 | 600 | 692 | 154 | 654 | 495 | Ø210 | 165 | 4 | 21 | 63.5 | --- | 102 | 15.88x15.88 | 572.7 | 749.3 | 20 | 1 1/4-7 | 175.00 | 216.40 |

** Metric valve face to face dimension 'B' conforms to API 609 Category A / BS EN 558-1 Series 20 / ISO 5752 Series 20 / MSS SP 67 / ASME B 16.10

TORQUE (Lbf-Inch)

| Valve Size | 2" | 2.5" | 3" | 4" | 5" | 6" | 8" | 10" | 12" | 14" | 16" | 18" | 20" | 24" | |
|--------------------------------------|-----|------|-----|-----|-----|-----|-----|------|------|------|------|------|------|-------|-------|
| Full Rated Pressure Valve ΔP, PSI | 50 | 62 | 106 | 115 | 241 | 360 | 484 | 878 | 1409 | 2366 | 3064 | 3684 | 5795 | 6741 | 9601 |
| | 100 | 72 | 124 | 142 | 256 | 393 | 545 | 977 | 1586 | 2677 | 3527 | 4428 | 7273 | 8441 | 12482 |
| | 150 | 80 | 142 | 177 | 271 | 426 | 582 | 1083 | 1756 | 2987 | 3980 | 5178 | 8756 | 10126 | 15576 |
| | 175 | 91 | 150 | 197 | 279 | 443 | 620 | 1133 | 1841 | 3146 | --- | --- | --- | --- | --- |
| Reduced Disc Dia. ΔP, PSI | 50 | --- | --- | --- | 133 | 187 | 267 | 623 | 771 | 1259 | 2159 | 2627 | 3649 | 4285 | 6500 |

TORQUE (Nm)

| Valve Size | 3.5" | 7" | 12" | 13" | 27" | 41" | 55" | 99" | 159" | 267" | 346" | 416" | 655" | 762" | 1085" |
|--------------------------------------|------|-----|-----|-----|-----|-----|-----|-----|------|------|------|------|------|------|-------|
| Full Rated Pressure Valve ΔP, Bar | 3.5 | 7 | 12 | 13 | 27 | 41 | 55 | 99 | 159 | 267 | 346 | 416 | 655 | 762 | 1085 |
| | 7 | 8 | 14 | 16 | 29 | 44 | 62 | 110 | 179 | 302 | 398 | 500 | 822 | 954 | 1410 |
| | 10 | 9 | 16 | 20 | 31 | 48 | 66 | 122 | 198 | 337 | 450 | 585 | 989 | 1144 | 1760 |
| | 12 | 10 | 17 | 22 | 32 | 50 | 70 | 128 | 208 | 355 | --- | --- | --- | --- | --- |
| Reduced Disc Dia. ΔP, Bar | 3.5 | --- | --- | --- | 15 | 21 | 30 | 70 | 87 | 142 | 244 | 297 | 412 | 484 | 734 |

Material of Construction

Body

- ◇ Cast Iron ASTM A126 Class B
- ◇ Ductile Iron ASTM A536 Grade 65-45-12
- ◇ Carbon steel ASTM A 216 WCB

Disc

- ◇ Nylon 12 Coated Ductile Iron ASTM A536 Grade 65-45-12
- ◇ DI ASTM A 536 Grade 65-45-12 + Aroxy coated
- ◇ 316 Stainless Steel ASTM A351 Grade CF8M

Stem

- ◇ 410 Stainless Steel ASTM A479 Type 410
- ◇ 316 Stainless Steel ASTM A276 Type 316
- ◇ Carbon steel BS 970
- ◇ ASTM A564 17-4-PH TYPE 630

Seat

- ◇ EPDM - Food Grade
- ◇ Buna-N - Food Grade
- ◇ White Buna-N - Food Grade
- ◇ Viton® / FKM - Food Grade
- ◇ Silicone

General Design and Manufacturing

Standard: API 609 / BS EN -593

Testing Standard: API 598 / BS EN 12266-1

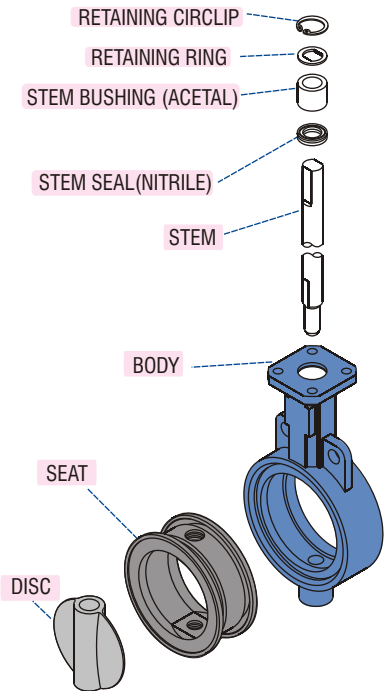
Pressure Rating:

For bi-directional bubble tight shut off and full vacuum service with disc in the closed position.

| Inch | DN | PSIG | BARG |
|------------|--------|------|-----------|
| 2" - 12" | 50-300 | 175 | 12 |
| 2" - 24" | 50-600 | 150 | 10 |
| 2" - 24" | 50-600 | 50 | 3.5 |
| * 2" - 12" | 50-300 | 230 | 16 |
| * 2" - 12" | 50-300 | 285 | Class 150 |

*Optional, contact factory for details.

Dead-End Service : Without a downstream flange installed, the dead-end pressure ratings are equal to the values stated above.



Seat Temperature Range:

| Seat Type | Temperature Range | |
|--------------|-------------------|----------------|
| | Min. | Max. |
| EPDM | -13° F (-25°C) | 302° F (150°C) |
| BUNA-N | -13° F (-25°C) | 212° F (100°C) |
| White BUNA-N | -13° F (-25°C) | 212° F (100°C) |
| Viton®/ FKM | 23° F (-5°C) | 392° F (200°C) |
| Silicone | -58° F (-50°C) | 356° F (180°C) |

Viton® is registered trademark of E.I. DuPont.

Operators



Valves up to size 12" can be supplied with lever handles for manual operation. Optional accessories for hand-lever operation can be provided for various flow control requirements. Pad locking can also be provided for preventing unauthorized operation.



Valves up to size 24" can be direct mounted with gear operators for manual operation. Gear operators can also be attached with chain-wheel operators for opening or closing valves located on pipelines at high elevations.



All valves can be direct mounted with pneumatic actuators or electric actuators and accessories for complete automation options such as fail open/close & positioner controlled. Valves can be mounted with manual overrides.

All statements, technical information and recommendations in the bulletin are for general use only. DelTech is not responsible for suitability or compatibility of these products in relation to system requirements. Consult DelTech distributors or factory for the specific requirements and material selection for your intended application. DelTech reserves the right to change or modify product design or product without prior notice. DelVal® - Registered trademark of DelTech Controls.

Distributor



DelTech Controls LLC

6068 Highway 73
Geismar, LA 70734
USA

Phone: (225) 744-4326

Fax: (225) 744-4328

Email : sales@deltechcontrols.com

DelVal Flow Controls Pvt. Ltd.

(A division of DelTech Controls LLC, USA)
Office & Works : Gat. No 625/1/2,
Kuruli, Tal. Khed, Pune-Nasik Highway,
Pune 410501, INDIA

Phone : +91-2135-662700

Fax: +91-2135-662727

Email : salesindia@deltechcontrols.com