

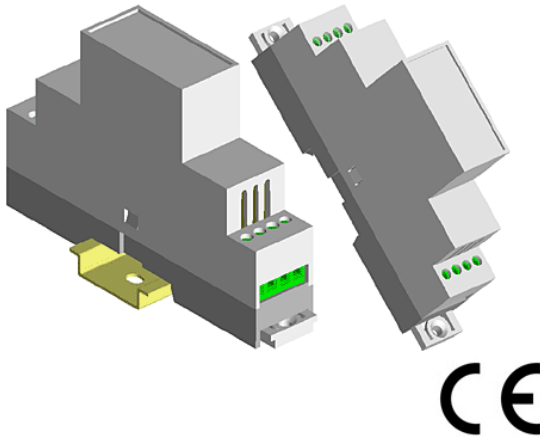
# Modulbox-Dualmount-22.5

## Rail Mount and Wall Mount Designed as per DIN43 880 (MCB Type)

**Modulbox-Dualmount-22.5** - a versatile, compact enclosure is ideal for housing small devices like I/O circuits, relays, timers etc. Enclosure is having wall as well as DIN rail mounting facility. It is designed as per DIN 43880 has cover face of 45mm high enables it to mount within large international style enclosures / distribution system with 45 mm cutouts like MCB.

**Rail Mount**

**Wall Mount**

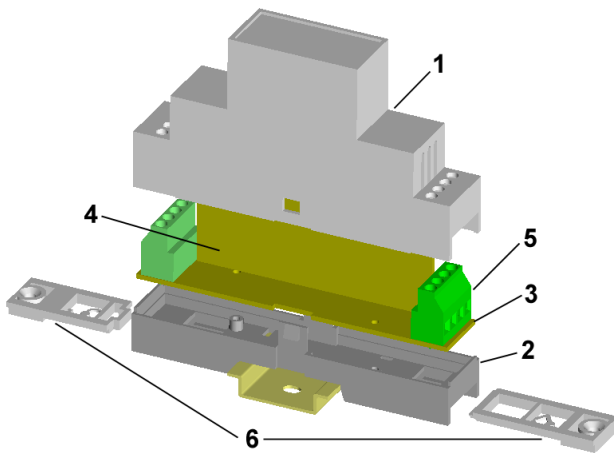


### Features

- Dimensional size per DIN 43 880 - Can be mounted with Distribution system along with MCB
- Snap-together design speeds up assembly.
- Two PCBs, Base PCB fixed on Base Plate, Vertical PCB for which cover has integral molded guides.
- Innovative Clips design facilitates Wall / Rail Mount to Enclosures by changing its position in Base plate.
- Max. 8 Terminal (4+4) – standard 5mm pitch
- Air ventilation – having slots for ventilation.
- Protection - IP20 (finger protected) Protection against accidental contact
- Terminals are optional – Enclosure supplied with / without terminals - customer can use standard commercial terminal available of their choice.

### Case Parts

- |                   |                   |
|-------------------|-------------------|
| 1. Case Top cover | 4. Vertical PCB   |
| 2. Base Plate     | 5. Terminals      |
| 3. Base PCB       | 6. Mounting Clips |



### Material :

Cover : ABS  
Polycarbonate (FR - UL94V-0)  
Base : ABS  
Noryl (FR - UL94V-0)

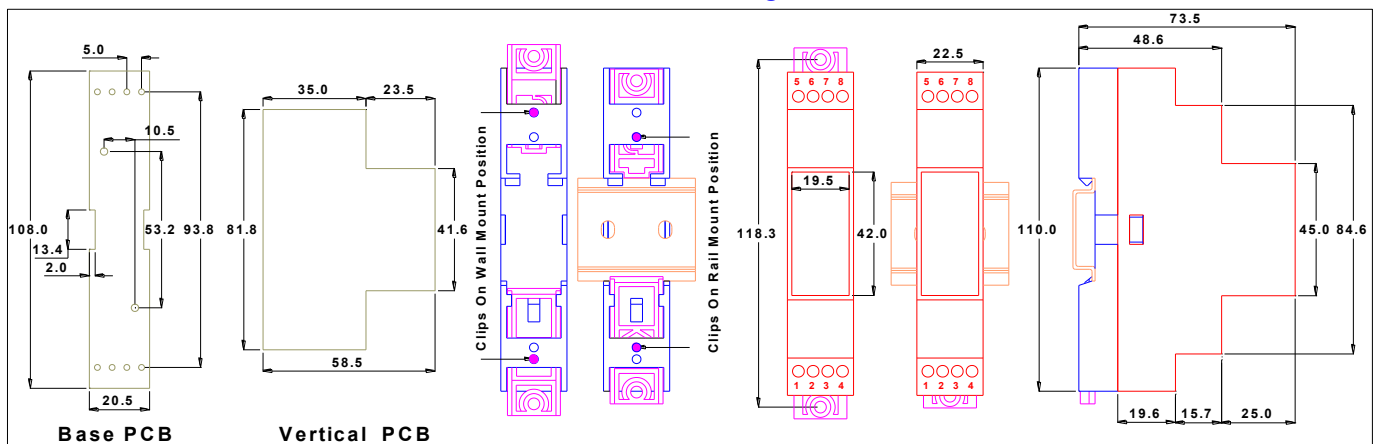
### Color :

Cover : White  
Base: Black

### Ordering Information

MD-22.5-01	Case complete without Terminals
MD-22.5-02	Case complete with Terminals
MDC-22.5-01	Top Cover standard
MDB-22.5	Base plate with clips
MDP-22.5-01	Base PCB ( For initial prototype making )

### Detail Drawing



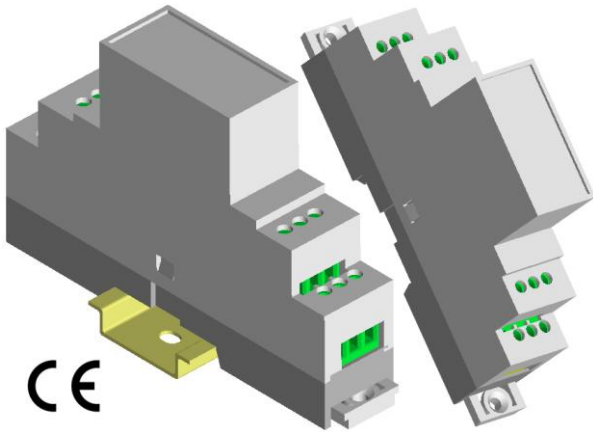
# Modulbox-Dualmount12T-22.5

## Rail Mount and Wall Mount Designed as per DIN43 880 (MCB Type)

**Modulbox-Dualmount12T-22.5** - a versatile, compact enclosure is ideal for housing small devices like I/O circuits, relays, timers etc. Enclosure is having wall as well as DIN rail mounting facility. It is designed as per DIN 43880 has cover face of 45mm high enables it to mount within large international style enclosures / distribution system with 45 mm cutouts like MCB.

**Rail Mount**

**Wall Mount**



**Features**

- Dimensional size per DIN 43 880 - Can be mounted with Distribution system along with MCB
- Snap-together design speeds up assembly.
- Two PCBs, Base PCB fixed on Base Plate, Vertical PCB for which cover has integral molded guides.
- Innovative Clips design facilitates Wall / Rail Mount to Enclosures by changing its position in Base plate.
- Max. 12 Terminal (3+3+3+3) – standard 5mm pitch
- Protection - IP20 (finger protected) Protection against accidental contact
- Terminals are optional – Enclosure supplied with / without terminals - customer can use standard commercial terminal available of their choice.

**Case Parts**

- |                   |                   |
|-------------------|-------------------|
| 1. Case Top cover | 4. Vertical PCB   |
| 2. Base Plate     | 5. Terminals      |
| 3. Base PCB       | 6. Mounting Clips |

**Material :**

Cover : ABS  
Polycarbonate (FR - UL94V-0)  
Base : ABS  
Noryl (FR - UL94V-0)

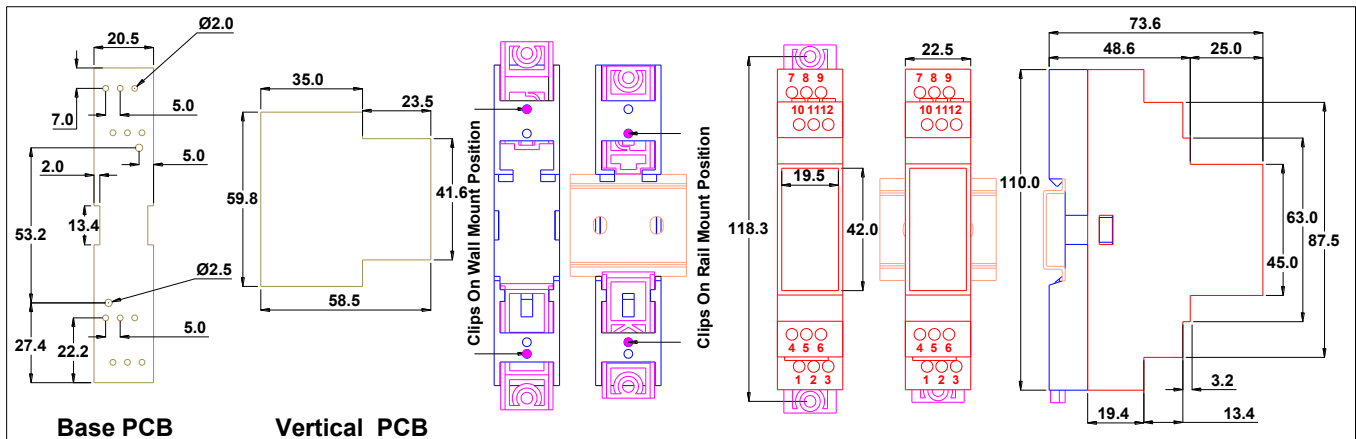
**Color :**

Cover : White  
Base: Black

**Ordering Information**

MD12T-22.5-01	Case complete without Terminals
MD12T-22.5-02	Case complete with Terminals
MDC12T-22.5-01	Top Cover standard
MDB-22.5	Base plate with clips
MDP12T-22.5-01	Base PCB ( For initial prototype making )

**Detail Drawing**

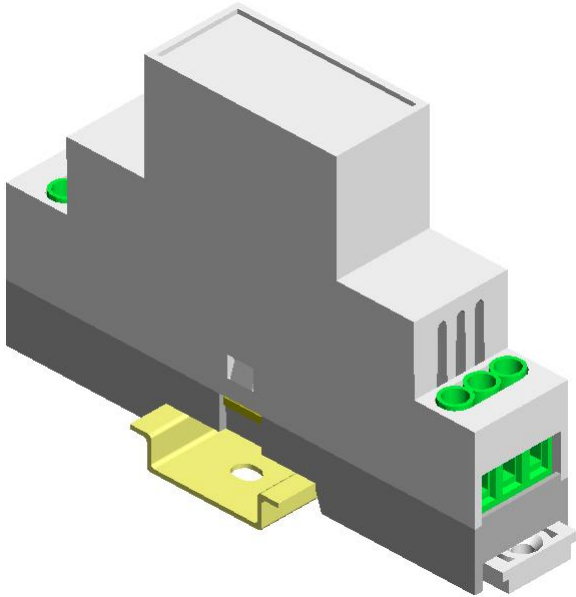


# Modulbox-Dualmount MD6.35T-22.5

Rail Mount and Wall Mount

Designed as per DIN43 880 (MCB Type)

**Modulbox-Dualmount- MD6.35T-22.5** - a versatile, compact enclosure is ideal for housing small devices like I/O circuits, relays, timers etc. Enclosure is having wall as well as DIN rail mounting facility. It is designed as per DIN 43880 has cover face of 45mm high enables it to mount within large international style enclosures / distribution system with 45 mm cutouts like MCB.

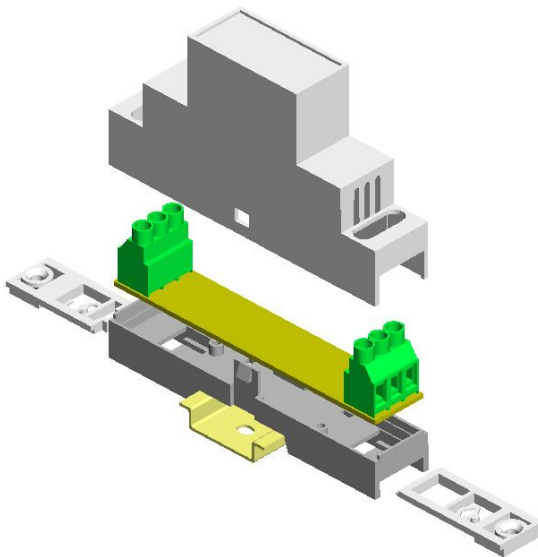


## Features

- Dimensional size per DIN 43 880 - Can be mounted with Distribution system along with MCB
- Snap-together design speeds up assembly.
- Two PCBs, Base PCB fixed on Base Plate, Vertical PCB for which cover has integral molded guides.
- Innovative Clips design facilitates Wall / Rail Mount to Enclosures by changing its position in Base plate.
- Max. 6 Terminal (3+3) – standard 6.35mm pitch
- Air ventilation – having slots for ventilation.
- Protection - IP20 (finger protected) Protection against accidental contact
- Terminals are optional – Enclosure supplied with / without terminals - customer can use standard commercial terminal available of their choice.

## Case Parts

- |                   |                   |
|-------------------|-------------------|
| 1. Case Top cover | 4. Vertical PCB   |
| 2. Base Plate     | 5. Terminals      |
| 3. Base PCB       | 6. Mounting Clips |



## Material :

Cover : ABS  
Polycarbonate (FR - UL94V-0)  
Base : ABS  
Noryl (FR - UL94V-0)

## Color :

Cover : White  
Base: Black

## Ordering Information

MD6.35T-22.5-01	Case complete without Terminals
MD6.35T-22.5-02	Case complete with Terminals
MD6.35T-22.5-01	Top Cover standard
MDB-22.5	Base plate with clips
MDP-22.5-01	Base PCB ( For initial prototype making )