

PIPE



Pipe Size	1/16	1/8	1/4	3/8	1/2	3/4	1
Thread Size	1/16-27	1/8-27	1/4-18	3/8-18	1/2-14	3/4-14	1-11 ^{1/2}
Working Pressure	1200	1200	1200	1200	1200	1000	1000
Thread OD	1/4	3/8	1/2	5/8	3/4	1	1-1/4

•**Typical Application**

Grease, fuels, LP and Natural gas (available on special order), refrigeration, instrumentation and hydraulic systems.

•**Pressure**

Operating pressure up to 1200 PSI.

•**Vibration**

Fair resistance.

•**Temperature Range**

-65°F to +250°F (-53°C to +121°C).

•**Used With**

Brass, bronze, copper, steel, aluminum and iron pipe.

• **Tolerance**

+/- .02 on all dimensions. Dimension Data can change without notice. Please call us when dimensions are critical.

• **Conformance**

Meets specifications and standards of ASA, ASME and SAE

• Not lead free

• "L" at the end of a Part# means **Light Pattern**

- these fittings are completely interchangeable with full pattern fittings, but have been modified in some way. This modification is usually in the length of the pipe threads. Used in plumbing and light industrial applications.

•**Assembly Instructions**

- 1- Tighten approximately 2-1/2 turns past hand tight.
- 2- Fittings with Everseal tighten two turns past hand tight. Brittle materials require special cautions.



• see page 310-312 for plastic pipe fittings.



• **Lead Free Fittings**

see pages 162-164



• **For Bronze & Larger Sizes**

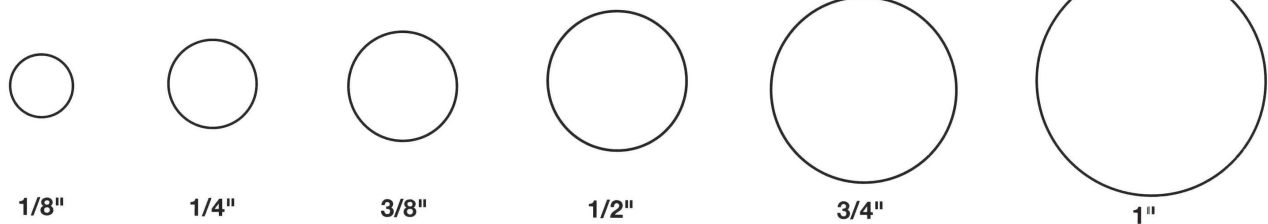
see pages 224-232



• **For BSPT/ BSPP**

see pages 117-118

Actual outside diameters of pipe threads



Actual Male Thread Profiles

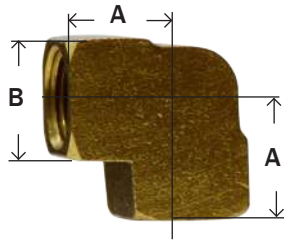


PIPE

BRASS FITTINGS

90° FEMALE ELBOW

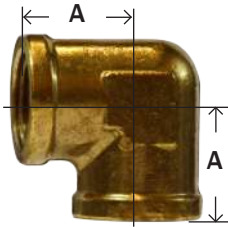
SAE# 130238



Part #	Thread Size NPTF	A	B	Approx. Wt. Lbs.	List Price
28-001	1/8"	0.55	0.56	0.09	3.14
28-002	1/4"	0.78	0.68	0.13	4.92
28-003	3/8"	0.84	0.81	0.16	6.14
28-004	1/2"	1.09	1.00	0.34	9.01
28-005	3/4"	1.16	1.25	0.60	18.77

100 2200P 3500 302 200

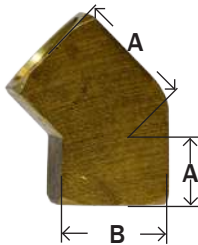
90° FORGED FEMALE ELBOW



Part #	Thread size NPTF	A	Body Width	Approx. Wt. Lbs.	List Price
28-009	1/8"	0.57	0.50	0.04	3.36
28-010	1/4"	0.70	0.68	0.10	4.56
28-011	3/8"	0.81	0.81	0.12	6.52
28-012	1/2"	1.00	1.00	0.23	10.90
28-013	3/4"	1.13	1.25	0.42	23.42
28-014	1/4" x 1/8"	0.72	0.65	0.12	7.39
28-015	3/8" x 1/4"	0.81	0.81	0.15	5.72
28-016	1/2" x 3/8"	1.00	1.00	0.28	15.87
28-017	1"	1.42	1.50	0.75	27.00

1200P E7 100AF 100B

45° FEMALE ELBOW

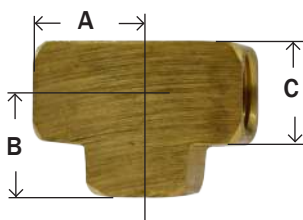


Part #	Thread size NPTF	A	B	Approx. Wt. Lbs.	List Price
28-018	1/8"	0.45	0.56	0.06	4.99
28-019	1/4"	0.66	0.68	0.12	6.13
28-020	3/8"	0.69	0.81	0.16	9.07

129 2201P 205 23355 45EZ 105 100-45A

UNION TEE


SAE# 130438



Part #	Thread size NPTF	A	B	C	Approx. Wt. Lbs.	List Price
28-024	1/8"	0.55	0.55	0.56	0.08	3.55
28-025	1/4"	0.78	0.78	0.68	0.17	5.24
28-026	3/8"	0.84	0.84	0.81	0.22	8.36
28-027	1/2"	1.09	1.09	1.00	0.43	13.39
28-028	3/4"	1.16	1.16	1.25	0.64	25.71

311 101A 322 2203P 3700 203

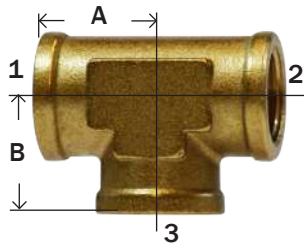
UNION FORGED TEE



Part #	Thread size NPTF	A & B	Body Width	Approx. Wt. Lbs.	List Price
28-032	1/8"	0.56	0.50	0.06	3.34
28-033	1/4"	0.71	0.68	0.13	5.38
28-034	3/8"	0.81	0.81	0.16	6.37
28-035	1/2"	1.00	1.00	0.27	12.67
28-036	3/4"	1.16	1.25	0.53	19.39
28-023	1"	1.42	1.50	.924	39.01


1203P LT7 101AF 101B

REDUCING FORGED TEES



Part #	1 NPT	2 NPT	3 NPT	A & B	Body Width	Approx. Wt. Lbs.	List Price
28-029	1/8"	1/8"	1/4"	0.72	0.69	0.16	9.04
28-030	1/4"	1/4"	1/8"	0.72	0.69	0.14	7.69
28-031	1/4"	1/4"	3/8"	0.81	0.81	0.21	14.97
28-038	3/8"	1/4"	3/8"	0.81	0.81	0.18	13.23
28-039	3/8"	3/8"	1/4"	0.81	0.81	0.18	13.83
28-046	1/2"	1/2"	3/8"	1.00	1.00	0.30	14.42
28-047	3/4"	1/2"	3/4"	1.20	1.25	0.59	32.67
28-048	3/4"	3/4"	1/2"	1.16	1.25	0.59	36.79


CROSS



Part #	Thread size NPTF	A	B	Approx. Wt. Lbs.	List Price
28-041	1/8"	0.55	0.56	0.10	8.00
28-042	1/4"	0.78	0.68	0.21	8.22
28-043	3/8"	0.84	0.81	0.25	10.02
28-044	1/2"	1.09	1.00	0.51	19.00
28-045	3/4"	1.16	1.25	0.75	29.74

2205P 3950 228 102A 102BE

FORGED CROSS




Part #	Thread size NPTF	A	Body Width	Approx. Wt. Lbs.	List Price
28-049	1/8"	0.56	0.50	0.06	6.78
28-050	1/4"	0.72	0.69	0.15	8.46
28-051	3/8"	0.81	0.81	0.18	12.12
28-052	1/2"	1.00	1.00	0.34	18.37

C7 105 102AF 102B

COUPLING

SAE# 130138



Part #	Thread size NPTF	A	Hex	Approx. Wt. Lbs.	List Price
28-058L	1/8"	0.75	0.50	0.02	0.92
28-058	1/8"	0.75	0.56	0.03	1.98
28-059L	1/4"	0.88	0.63	0.03	1.38
28-059	1/4"	1.12	0.75	0.09	3.19
28-060L	3/8"	1.00	0.81	0.06	2.33
28-060	3/8"	1.12	0.87	0.10	4.17
28-061L	1/2"	1.19	0.93	0.09	4.55
28-061	1/2"	1.50	1.06	0.19	6.83
28-062L	3/4"	1.19	1.25	0.18	6.56
28-062	3/4"	1.53	1.25	0.24	15.89
28-063	1"	1.89	1.50	.357	19.47

207P 371 3300 103AH 103B



* For larger sizes, see bronze fittings on pg. 220-227




See hydraulic pipe fittings pg 410

PIPE

BRASS FITTINGS

REDUCING COUPLING

SAE# 130138

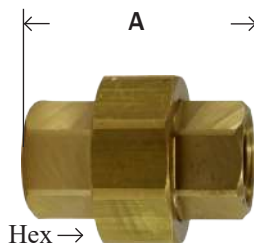


Part #	Thread size NPTF	A	Hex	Approx. Wt. Lbs.	List Price
28-181L	1/4" x 1/8"	0.94	0.62	0.04	2.03
28-181	1/4" x 1/8"	0.97	0.75	0.08	2.85
28-182	3/8" x 1/8"	0.94	0.87	0.10	5.96
28-183L	3/8" x 1/4"	1.00	0.81	0.06	2.82
28-183	3/8" x 1/4"	1.16	0.87	0.12	4.23
28-180*	1/2" x 1/8"	1.19	0.93	0.15	14.52
28-184L	1/2" x 1/4"	1.11	1.00	0.10	6.15
28-184	1/2" x 1/4"	1.28	1.06	0.20	8.26
28-185L	1/2" x 3/8"	1.19	0.93	0.10	5.55
28-185	1/2" x 3/8"	1.38	1.06	0.20	10.35
28-188*	3/4" x 3/8"	1.32	1.37	0.20	24.45
28-189*	3/4" x 1/2"	1.19	1.18	0.14	10.54

*Not to SAE specs

377 3300 208P 108 119B 119AH

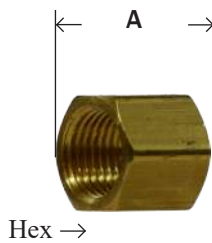
UNION



Part #	Thread size NPTF	A	Hex	Approx. Wt. Lbs.	List Price
28-067	1/8"	1.25	0.94	0.13	23.91
28-068	1/4"	1.31	1.06	0.18	21.86
28-069	3/8"	1.75	1.25	0.33	44.46
28-070	1/2"	1.79	1.56	0.50	31.87

3250 212P 104A 104B

CAP

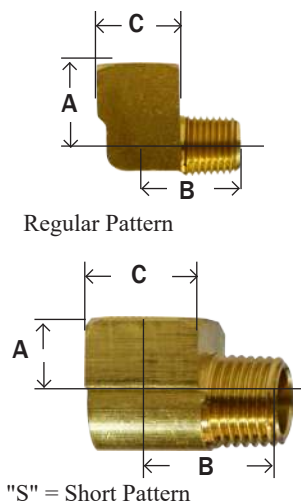


Part #	Thread size NPTF	A	Hex	Approx. Wt. Lbs.	List Price
28-075	1/8"	0.47	0.56	0.03	1.05
28-076	1/4"	0.60	0.68	0.04	1.92
28-077	3/8"	0.69	0.81	0.06	2.77
28-078	1/2"	0.78	0.93	0.08	4.20
28-079	3/4"	0.94	1.25	0.16	9.06
28-080	1"	1.13	1.50	0.23	12.83

3129 213P 23129 108A 108B

90° STREET ELBOW

SAE# 130239



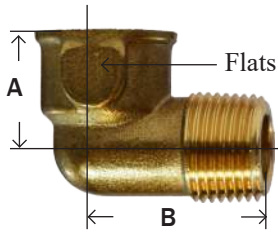
Part #	Thread size NPTF	A	B	C	Approx. Wt. Lbs.	List Price
28-156	1/8"	0.48	0.66	0.56	0.05	2.31
28-156S	1/8" short	0.34	0.57	0.50	0.03	1.53
28-157	1/4"	0.72	0.91	0.68	0.09	4.11
28-157S	1/4" short	0.45	0.78	0.68	0.07	2.70
28-158	3/8"	0.78	0.97	0.81	0.16	5.57
28-159	1/2"	1.03	1.25	1.00	0.33	9.78
28-160	3/4"	1.12	1.38	1.25	0.52	17.71

2202P 304 115 202 3400 116A



See hydraulic pipe fittings pg 410

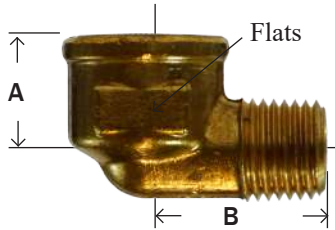
FORGED 90° STREET ELBOW



Part #	Thread size NPTF	A	B	Wrench Flats	Approx. Wt. Lbs.	List Price
28-165	1/8"	0.61	0.85	0.62	0.06	3.67
28-166	1/4"	0.50	0.86	0.72	0.08	3.46
28-167	3/8"	0.70	1.00	0.88	0.10	5.35
28-168	1/2"	0.96	1.43	1.00	0.20	8.02
28-169	3/4"	0.90	1.40	1.25	0.25	12.72

5E8 1202P 116AF 116B

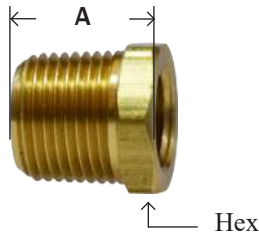
FORGED REDUCING 90° STREET ELBOW



Part #	Thread size NPTF FxM	A	B	Wrench flats	Approx. Wt. Lbs.	List Price
28-260	1/8" x 1/4"	0.50	0.87	0.71	0.08	5.15
28-261B*	1/4" x 1/8"	0.53	0.72	0.69	0.07	3.61
28-261	1/4" x 1/8"	0.50	0.81	0.72	0.06	5.16
28-262	1/4" x 3/8"	0.93	1.06	0.59	0.12	6.47
28-263	3/8" x 1/4"	0.58	0.94	0.81	0.07	8.60
28-264	3/8" x 1/2"	0.97	1.36	1.00	0.28	13.58
28-265	1/2" x 3/8"	0.96	1.37	1.00	0.22	14.98

*Barstock

HEX BUSHING



SAE# 130140

Part #	Thread size NPTF MxF	A	Hex	Approx. Wt. Lbs.	List Price
28-102L	1/4" x 1/8"	0.62	0.56	0.02	0.74
28-102	1/4" x 1/8"	0.75	0.56	0.04	1.18
28-103	3/8" x 1/8"	0.75	0.68	0.05	1.83
28-104L	3/8" x 1/4"	0.69	0.68	0.03	1.31
28-104	3/8" x 1/4"	0.75	0.75	0.05	2.17
28-105L	1/2" x 1/8"	0.81	0.81	0.08	3.05
28-105	1/2" x 1/8"	1.00	0.87	0.10	3.93
28-106L	1/2" x 1/4"	0.81	0.81	0.08	2.54
28-106	1/2" x 1/4"	1.00	0.87	0.11	3.62
28-107L	1/2" x 3/8"	0.81	0.81	0.05	1.84
28-107	1/2" x 3/8"	1.00	0.87	0.10	2.69
28-108	3/4" x 1/8"	0.94	1.06	0.20	11.16
28-109L	3/4" x 1/4"	0.94	1.06	0.18	4.55
28-110L	3/4" x 3/8"	0.94	1.06	0.15	5.35
28-111L	3/4" x 1/2"	0.94	1.06	0.11	3.90
28-111	3/4" x 1/2"	1.00	1.12	0.14	5.10
28-112	1" x 1/4"	1.15	1.37	0.32	10.69
28-113	1" x 3/8"	1.12	1.37	0.30	10.12
28-114	1" x 1/2"	1.31	1.44	0.29	9.96
28-115	1" x 3/4"	1.31	1.37	0.20	7.82

373 3220 209P 110A 110B

PIPE

BRASS FITTINGS

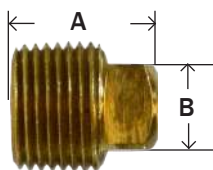
FACE BUSHING



Part #	Thread size NPTF MxF	A	Approx. Wt. Lbs.	List Price
28-121	1/4" x 1/8"	0.45	0.01	2.16
28-122	3/8" x 1/8"	0.50	0.03	2.58
28-116	3/8" x 1/4"	0.50	0.02	2.68
28-090	1/2" x 1/8"	0.56	0.06	5.23
28-128	1/2" x 1/4"	0.56	0.05	3.85
28-117	1/2" x 3/8"	0.56	0.03	2.33
28-129	3/4" x 1/4"	0.62	0.11	7.74
28-130	3/4" x 3/8"	0.62	0.08	7.04
28-118	3/4" x 1/2"	0.64	0.03	6.72
28-119	1" x 3/4"	0.77	0.10	12.31

SQUARE HEAD PLUG

1/8 - 1/2 Solid



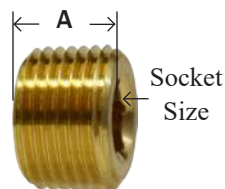
Part #	Thread size NPTF	A	B	Approx. Wt. Lbs.	List Price
28-084	1/8"	0.58	0.27	0.02	0.82
28-085	1/4"	0.80	0.37	0.03	1.21
28-086	3/8"	0.80	0.43	0.06	2.03
28-087	1/2"	1.07	0.55	0.13	3.30
28-088**	3/4"	1.09	0.61	0.20	5.19
28-089**	1"	1.24	0.81	0.35	12.10

** Cored

3151 211P 109A 109B

COUNTERSUNK HEX PLUG

3/4" taper thread



Part #	Thread size NPTF	A	Socket size	Approx. Wt. Lbs.	List Price
28-092	1/16"	0.30	0.12	0.01	1.16
28-093	1/8"	0.30	0.18	0.01	0.93
28-094	1/4"	0.45	0.26	0.02	1.01
28-095	3/8"	0.45	0.31	0.03	1.29
28-096	1/2"	0.61	0.39	0.05	2.52
28-097	3/4"	0.62	0.56	0.10	4.63

3153 219P 109CS 118

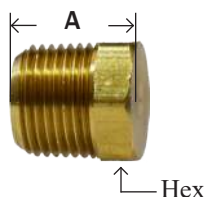
SLOTTED-HEAD PLUG



Part #	Thread size NPTF	A	Approx. Wt. Lbs.	List Price
28-174	1/8"	0.31	0.01	1.03
28-175	1/4"	0.42	0.02	1.28
28-176	3/8"	0.45	0.05	3.13

220P 3150 117A 117B


CORED HEX PLUGS



Part #	Thread size NPTF	A	Hex	Approx. Wt. Lbs.	List Price
28-201	1/8"	0.55	0.43	0.01	0.82
28-202	1/4"	0.62	0.56	0.02	1.16
28-203	3/8"	0.72	0.68	0.06	1.63
28-204	1/2"	0.81	0.87	0.09	3.04
28-205	3/4"	0.94	1.06	0.16	4.28
28-206	1"	1.16	1.37	0.28	14.36

218P 3152 121A 103 121B PPH 218P

SOLID HEX HEAD PLUGS




Part #	Thread size NPTF	A	Hex	Approx. Wt. Lbs.	List Price
28-201S	1/8"	0.55	0.43	0.02	1.60
28-202S	1/4"	0.75	0.56	0.05	1.83
28-203S	3/8"	0.66	0.68	0.07	3.60
28-204S	1/2"	0.81	0.87	0.12	3.74
28-205S	3/4"	0.92	1.06	0.24	6.82
28-206S	1"	1.00	1.31	0.38	19.01

121AS

LOCKNUT


- Jam Nuts
- Straight pipe thread



Part #	Thread size NPSL	Hex	Thickness	Approx. Wt. Lbs.	List Price
28-123	1/8"	0.68	0.19	0.02	0.99
28-124	1/4"	0.87	0.25	0.04	1.39
28-125	3/8"	1.00	0.31	0.04	1.62
28-126	1/2"	1.125	0.25	0.04	2.18

210P 21102 111A 111B


CLOSE NIPPLE



Part #	Thread size NPTF	A	Approx. Wt. Lbs.	List Price
28-131	1/8"	0.75	0.01	0.60
28-132	1/4"	0.88	0.02	1.12
28-133	3/8"	1.00	0.05	1.90
28-134	1/2"	1.12	0.06	2.31
28-135	3/4"	1.31	0.11	4.31

165 215PN 3326 112A 112B

LONG NIPPLE



Part #	Thread size NPTF	A Length	Approx. Wt. Lbs.	List Price
28-140	1/8"	1.50	0.03	1.50
28-141	1/8"	2.00	0.04	1.60
28-142	1/8"	2.50	0.06	2.82
28-143	1/8"	3.00	0.06	3.09
28-475	1/8"	3.50	0.07	6.31
28-144	1/4"	1.50	0.03	2.15
28-145	1/4"	2.00	0.05	2.29
28-146	1/4"	2.50	0.08	4.10
28-147	1/4"	3.00	0.10	5.26
28-481	1/4"	3.50	0.12	8.79
28-148	3/8"	1.50	0.06	2.66
28-149	3/8"	2.00	0.10	3.84
28-150	3/8"	2.50	0.10	5.20
28-151	3/8"	3.00	0.13	5.23
28-487	3/8"	3.50	0.17	13.26
28-152	1/2"	1.50	0.08	2.85
28-153	1/2"	2.00	0.12	4.40
28-154	1/2"	2.50	0.16	6.20
28-155	1/2"	3.00	0.20	8.17
28-493	1/2"	3.50	0.24	8.79
28-136	3/4"	1.50	0.12	8.99
28-497	3/4"	2.00	0.18	12.68
28-498	3/4"	2.50	0.23	16.21
28-499	3/4"	3.00	0.28	21.37

• NOTE: For longer lengths and larger diameters, see our red brass nipples section, pg. 212-218




113B 113A 166 3327, 3328, 3329, 3330 3331 215PNL

PIPE

BRASS FITTINGS

HEX NIPPLE

SAE# 130137




Part #	Thread size NPTF	A	Hex	Approx. Wt. Lbs.	List Price
28-211L	1/8"	0.91	0.43	0.02	1.04
28-211	1/8"	0.97	0.43	0.03	1.04
28-212L	1/4"	1.12	0.56	0.04	1.33
28-212	1/4"	1.38	0.56	0.06	1.77
28-213L	3/8"	1.25	0.68	0.07	2.05
28-213	3/8"	1.41	0.68	0.07	2.81
28-214L	1/2"	1.50	0.87	0.11	3.55
28-214	1/2"	1.81	0.87	0.17	4.33
28-215L	3/4"	1.55	1.07	0.17	9.12
28-215	3/4"	1.96	1.13	0.23	8.28
28-216L	1"	1.75	1.39	0.22	12.00
28-216	1"	2.30	1.37	0.43	13.57

216P 3325 379 122AH 122B

REDUCING HEX NIPPLE

SAE# 130137



Part #	Thread size NPTF	A	Hex	Approx. Wt. Lbs.	List Price
28-220L	1/4" x 1/8"	1.00	0.56	0.04	1.37
28-220	1/4" x 1/8"	1.19	0.56	0.04	1.77
28-221L	3/8" x 1/8"	1.11	0.68	0.06	3.27
28-221	3/8" x 1/8"	1.22	0.68	0.07	3.01
28-222L	3/8" x 1/4"	1.19	0.68	0.06	1.89
28-222	3/8" x 1/4"	1.41	0.68	0.07	2.62
28-223L	1/2" x 1/4"	1.34	0.87	0.09	3.38
28-223	1/2" x 1/4"	1.62	0.87	0.12	3.75
28-224L	1/2" x 3/8"	1.41	0.87	0.11	3.97
28-224	1/2" x 3/8"	1.62	0.87	0.12	4.66
28-225	3/4" x 1/2"	1.50	1.06	0.15	6.12

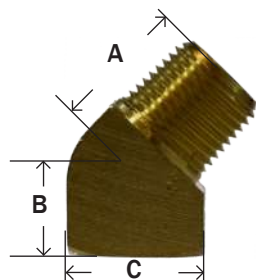
216P 3325 379 122AH 122B



See page 410 for steel hydraulic pipe adapters

45° STREET ELBOW

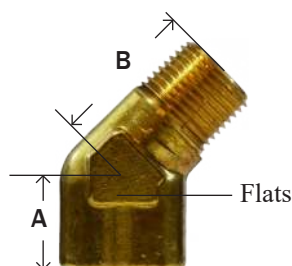
SAE# 130339



Part #	Thread size NPTF	B	A	C	Approx. Wt. Lbs.	List Price
28-230	1/8"	0.38	0.50	0.56	0.03	2.69
28-231	1/4"	0.56	0.72	0.68	0.09	3.60
28-232	3/8"	0.56	0.78	0.81	0.12	6.15
28-233	1/2"	0.75	1.00	1.00	0.20	9.55
28-234	3/4"	0.75	1.06	1.25	0.34	31.26

306 3350 2214P 224

45° FORGED STREET ELBOW



Part #	Thread size NPTF	A	B	Wrench flats	Approx. Wt. Lbs.	List Price
28-238	1/8"	0.63	0.81	0.56	0.05	5.44
28-239	1/4"	0.63	1.06	0.81	0.11	6.91
28-240	3/8"	0.72	1.06	0.93	0.17	9.85


45E8 124B

BRASS FITTINGS

PIPE

STREET TEE/ SERVICE TEE/ MALE RUN TEE

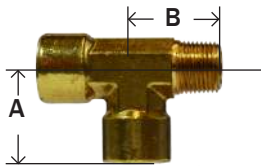
SAE# 130424



Part #	Thread size NPTF	A	B	C	Approx. Wt. Lbs.	List Price
28-245	1/8"	0.55	0.66	0.56	0.08	3.39
28-246	1/4"	0.78	0.91	0.68	0.17	6.43
28-247	3/8"	0.84	0.97	0.81	0.22	7.20
28-248	1/2"	1.09	1.25	1.00	0.40	13.10
28-249	3/4"	1.16	1.39	1.25	0.60	21.03

225 2225P 3750 326 225 127A

FORGED STREET TEE

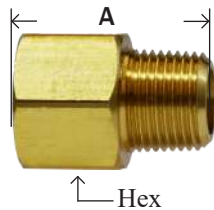


Part #	Thread size NPTF	A	B	Body Width	Approx. Wt. Lbs.	List Price
28-253	1/8"	0.56	0.75	0.50	0.05	5.21
28-254	1/4"	1.03	1.00	0.46	0.13	5.78
28-255	3/8"	1.19	1.09	0.68	0.24	7.46
28-256	1/2"	1.52	1.40	0.88	0.45	22.59
28-257	3/4"	1.34	1.73	1.25	0.65	54.76

107 T8 127B

EXTENDER ADAPTER

SAE# 130139

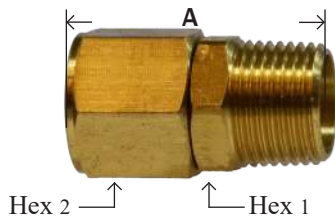


Part #	Thread size NPTF FxM	A	Hex	Approx. Wt. Lbs.	List Price
28-190L	1/8" x 1/8"	0.83	0.50	0.03	1.63
28-190	1/8" x 1/8"	0.88	0.56	0.04	1.33
28-191L	1/4" x 1/8"	0.94	0.62	0.04	1.38
28-191	1/4" x 1/8"	1.06	0.75	0.07	3.22
28-192L	1/4" x 1/4"	1.00	0.62	0.04	1.52
28-192	1/4" x 1/4"	1.25	0.75	0.07	3.14
28-198	3/8" x 1/8"	1.00	0.81	0.06	4.15
28-193L	3/8" x 1/4"	1.12	0.81	0.08	2.56
28-193	3/8" x 1/4"	1.25	0.87	0.09	4.16
28-194L	3/8" x 3/8"	1.24	0.81	0.10	3.41
28-194	3/8" x 3/8"	1.25	0.87	0.11	3.84
28-197	1/2" x 1/8"				11.38
28-199	1/2" x 1/4"	1.46	1.06	0.08	5.60
28-195L	1/2" x 3/8"	1.19	0.93	0.09	4.94
28-195	1/2" x 3/8"	1.47	1.06	0.18	7.20
28-196L	1/2" x 1/2"	1.25	0.94	0.10	5.00
28-196	1/2" x 1/2"	1.66	1.06	0.12	6.88
28-207	3/4" x 3/8"	1.59	1.25	0.26	15.50
28-208	3/4" x 1/2"	1.69	1.37	0.14	15.76
28-208L	3/4" x 1/2"	1.22	1.25	0.13	14.76
28-209	3/4" x 3/4"	1.69	1.37	0.34	20.15

375 222P 3200 R1 120AH 120B

PIPE SWIVEL ADAPTER

*300 PSI all sizes



Part #	Thread size NPTF FxM	A	Hex 1	Hex 2	Approx. Wt. Lbs.	List Price
28-424	1/8"	1.10	0.43	0.50	0.05	4.81
28-425	1/4"	1.34	0.56	0.62	0.06	10.81
28-426	3/8"	1.36	0.68	0.75	0.08	23.69
28-427	1/2"	1.87	0.87	0.95	0.10	32.20

Male NPT x Female NPT

- 360° Turning
- Swivels



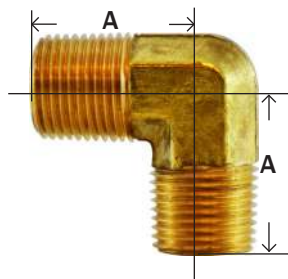
Part #	Size	List Price
320-061	1/4	12.14

344R 3183

PIPE

BRASS FITTINGS

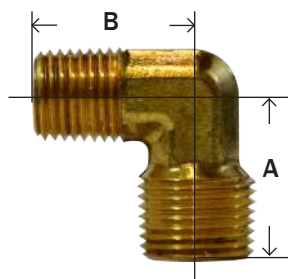
FORGED 90° MALE ELBOW



Part #	Thread size NPTF	A	Body Width	Approx. Wt. Lbs.	List Price
28-266	1/8"	0.79	0.38	0.04	3.40
28-267	1/4"	0.87	0.45	0.06	3.40
28-268	3/8"	1.06	0.59	0.12	6.54
28-269	1/2"	1.38	0.78	0.21	9.09

LE5 3455 116AMF


FORGED 90° MALE REDUCING ELBOW



Part #	Thread size NPTF	A	B	Body Width	Approx. Wt. Lbs.	List Price
28-274	1/4" x 1/8"	0.88	0.78	0.47	0.06	4.89
28-275	3/8" x 1/4"	0.90	0.90	0.46	0.06	5.02
28-276	1/2" x 3/8"	1.12	1.00	0.59	0.12	9.00

MALE BRANCH TEE


SAE# 130425



Part #	Thread size NPTF	A	B	C	Approx. Wt. Lbs.	List Price
28-281	1/8"	0.66	0.55	0.56	0.08	3.50
28-282	1/4"	0.91	0.78	0.68	0.15	6.37
28-283	3/8"	0.97	0.84	0.81	0.22	8.39
28-284	1/2"	1.25	1.09	1.00	0.40	19.26
28-285	3/4"	1.38	1.16	1.25	0.62	23.47

T9 X106 23601 3600 2224P 226 329 128

FORGED MALE BRANCH TEE

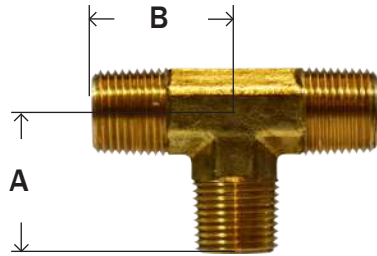


Part #	Thread size NPTF	A	B	Body Width	Approx. Wt. Lbs.	List Price
28-281F	1/8"	0.75	0.56	0.50	0.06	4.77
28-282F	1/4"	1.00	1.03	0.46	0.12	7.80

T9

The foolish man seeks happiness in the distance; the wise grows it under his feet. - James Oppenheim

FORGED ALL MALE TEE

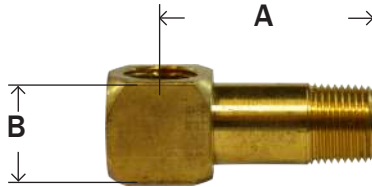


Part #	Thread size NPTF	A	B	Body Width	Approx. Wt. Lbs.	List Price
28-290	1/8"	0.75	0.75	0.43	0.06	5.24
28-291	1/4"	0.86	0.86	0.43	0.08	5.13
28-292	3/8"	1.09	1.09	0.60	0.16	8.56
28-293	1/2"	1.22	1.22	0.68	0.22	10.25
28-294	3/4"	1.43	1.43	0.87	0.38	33.05

T12 M101

LONG STREET ELLS


D.O.T. Approved



Part #	Thread size NPTF	A	B	Approx. Wt. Lbs.	List Price
28-440	1/8"	1-3/16"	0.50	0.06	10.30
28-441	1/8"	1-7/16"	0.50	0.06	5.37
28-442	1/8"	1-11/16"	0.50	0.06	8.51
28-443	1/8"	1-7/8"	0.50	0.16	14.95
28-328	1/4"	1-3/16"	0.75	0.12	17.29
28-329	1/4"	1-7/16"	0.75	0.14	14.08
28-330	1/4"	1-11/16"	0.75	0.15	14.05
28-331	1/4"	1-7/8"	0.62	0.09	13.30
28-332	1/4"	2-1/4"	0.75	0.17	19.15
28-333	3/8"	1-3/4"	0.87	0.22	21.93


LONG EXTENSION ADAPTERS

D.O.T. Approved



Part #	Thread size NPTF	A	Hex	Approx. Wt. Lbs.	List Price
28-335	1/8"	1-1/4"	0.50	0.04	11.33
28-336	1/8"	1-3/4"	0.50	0.05	12.33
28-337	1/8"	3"	0.50	0.09	22.22
28-338	1/4"	1-9/16"	0.62	0.07	6.80
28-339	1/4"	1-13/16"	0.62	0.08	8.66
28-340	1/4"	2-1/16"	0.62	0.10	8.04

PIPE WYE FIP x MIP



Part #	Thread Size NPT	A	Approx. Wt. Lbs.	List Price
28-295	1/4"	1.56	.15	7.00
28-296	1/4 N/P	1.4	.12	5.76

PIPE WYE FIP x FIP - NICKEL PLATED




Part #	Thread Size NPT	A	Approx. Wt. Lbs.	List Price
28-298	1/4	1.4	.12	5.76

BULKHEAD/ ANCHOR FRAME COUPLINGS


BRASS FITTINGS

BULKHEAD / ANCHOR / FRAME COUPLINGS


FEMALE PIPE X
FEMALE PIPE

Part #	Terminal Bolts/ Frame		Hole Size	Length (in.)	List Price
	A	B			
28-299	1/8-27 NPTF	5/8-18 UNS	5/8	0.96	19.66
28-300	1/8-27 NPTF	5/8-18 UNS	5/8	1-1/2	7.72
28-301	1/4-18 NPTF	3/4-16 UNS	3/4	15/16	7.39
28-302	1/4-18 NPTF	3/4-16 UNS	3/4	1-1/2	8.32
28-315*	1/4-18 NPTF	3/4-16 UNS	3/4	1-1/2	9.81
28-303	3/8-18 NPTF	1-14 UNS	1	1-5/16	10.92
28-304	1/2-14 NPTF	1-1/8-14 UNS	1-1/8	1-1/2	13.70
28-311	3/4-14 NPTF	1-5/16-12	1-5/16	1-1/2	95.55
28-316**	1-11/12	1-5/8-14	1-5/8	1.68	256.49


* Same as 28-302 except with a larger mounting nut. **Without washer




	FEMALE PIPE X MALE PIPE				
	A	B			
28-317	1/4-18 NPTF	1-14 UNS	1/2-14 NPTF	2-1/8	29.43
28-318	3/8-18 NPTF	1-14 UNS	1/2-14 NPTF	1-11/16	15.46
28-319	3/8-18 NPTF	1-14 UNS	1/2-14 NPTF	1-29/32	15.40




	FEMALE PIPE X MALE PIPE				
28-313	1/4-18 NPTF	1-14 UNS	1/2-14 NPTF	2-7/8	29.14



	FEMALE PIPE X MALE PIPE				
28-346	3/8-18 NPTF	1-14 UNS	1/2-14 NPTF	1-7/8	19.27
28-347	1/2-14 NPTF	1-14 UNS	1/2-14 NPTF	2-3/8	26.86



	TUBE X FEMALE PIPE				
28-321	1/2-O.D. Tube	7/8-20 UNCF	3/8-18 NPTF	1-5/16	13.34
28-322	3/8-O.D. Tube	7/8-20 UNCF	3/8-18 NPTF	1-3/8	12.70



	FEMALE PIPE X CLAMPING STUD ELBOW				
28-348	3/8-18 NPTF	7/8-20 UNEF	3/8-18 NPTF	2-5/16	25.90



	BRASS MARINE BULKHEAD				
46-540	5/16 Hose ID	----	----	2.37	22.10
46-541	3/8 Hose ID	----	----	2.37	22.98

CROSSOVER NUMBERS


28-300	207x2	129A-A	50004	55207							1495B-A	ACBH207-2	207ACBH-2				
28-301	207X4	129AS-B		55611	S611	114-44	1345	382-44S	392C-94			ACBHS207-4					
28-302	207X4	129A-B	50005	55661		114B-44	1344	382-44L		035081		ACBH207-4	207ACBH-4		11306		90648
28-303	207X6	129A-C	50006	55607	S661/S607	114-66	1346	382-66		035087		ACBH207-6	207ACBH-6		11307	17709	
28-304	207X8	129A-D	50007	55807	S807	114-88	1351					ACBH207-8	207ACBH-8				
28-317				55615	S615	117-84											
28-318				55620	S620			381-86S							11304		
28-319			50001			115-86				035079	1496-DC						
28-313			50010	55600	S664	115-88	1342	380-84	5730	035021					11300	55X6	
28-346			50013	55613	S613												
28-347			50012	55629	S629					035039							
28-321						391-86/1347	S608										
28-322						391-66	S609										
28-348				55616													

BRASS FITTINGS

BULKHEAD/ ANCHOR/ FRAME COUPLINGS


Part #	Terminal Bolts/ Frame			Length (in.)	List
	A	B	C		

STEEL BULKHEAD FITTINGS




28-306	1/4-18 NPTF	3/4 - 16 UNS		0.94	10.70
28-307	1/4-18 NPTF	3/4 - 16 UNS		1.50	10.95
28-308	3/8-18 NPTF	1 - 14 UNS		1.31	12.54

FEMALE PIPE X MALE PIPE



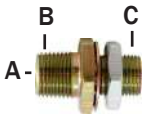
28-309	1/4-18 NPTF	3/4 - 16 UNS	1/2-14 NPTF	2.16	21.49
28-310	1/4-18 NPTF	3/4 - 16 UNS	1/2-14 NPTF	2.53	38.59




28-345*	1/4-18 NPTF	3/4 - 16 UNS	1/2-14 NPTF	2-5/32	20.78
28-324	3/8-18NPTF	1-14 UNS	1/2-14 NPTF	1-11/16	26.22

* Steel

FEMALE PIPE X MALE PIPE



28-325	1/4-18 NPTF	3/4 - 16 UNS	1/2-14 NPTF	1-11/16	22.45
--------	-------------	--------------	-------------	---------	-------



28-312	1/4-18 NPTF	1-14 UNS	1/2-14 NPTF	2.94	26.50
28-320	1/4-18 NPTF	1-14 UNS	1/2-14 NPTF	3-15/16	41.46

STAINLESS STEEL BULKHEAD FITTINGS

- Temperature range: -20F°- 360F°
- Working pressure: 1450 - 2175PSI

NEW

BULKHEAD FITTINGS - STAINLESS STEEL 316L NPT (1/8-1/2")



Part #	Size	Hole Size	Hex	Length	List Price
28300SS	1/8"	0.701	0.866	0.748	29.21
28301SS	3/4"	0.858	1.063	0.748	34.34
28303SS	3/8"	1.055	1.260	1.102	48.40
28304SS	1/2"	1.173	1.417	1.378	62.48

NEW

BULKHEAD FITTINGS - STAINLESS STEEL 316 NPT (3/4-2")



Part #	Size	Hole Size	Hex	Length	List Price
63214	3/4"	1-5/8"	2-15/32"	1-13/16"	118.30
63215	1"	2-1/4"	3-1/16"	2-7/8"	259.00
63216	1-1/4"	2-1/4"	3-1/16"	2-3/8"	224.00
63217	1-1/2"	3"	4-1/4"	2-5/8"	339.50
63218	2"	3"	4-1/4"	2-5/8"	327.74

It is not how much we have, but how much we enjoy, that makes happiness. — Charles H. Spurgeon

HOSE BARB FITTINGS



• Temperature and Working Pressure Ranges

From -40°F to +160°F at 150 PSI maximum.

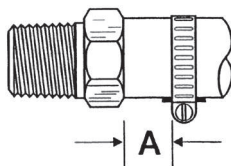
• Tolerance

+/- .02 on all dimensions. Dimension Data can change without notice. Please call us when dimensions are critical.

Note: These fittings are intended for use with hose clamp, similar type clamp or a crimped ferrule.

• Assembly Instructions

- 1- Cut hose cleanly and squarely to length.
- 2- Slide clamp on hose.
- 3- Lubricate hose. Push hose on fitting until hose bottoms against stop ring or hex.
- 4- Position hose clamp as shown below and secure with a screwdriver or wrench. Maintain "A" dimension noted below for proper clamp positioning.



• For Lead Free AB1953 Compliant Fittings
see pages 157-158



Other Barbs available

See page 292-295 for plastic hose barb fittings



See page 27-28 for stainless steel hose barbs



See page 307 for King Nipples

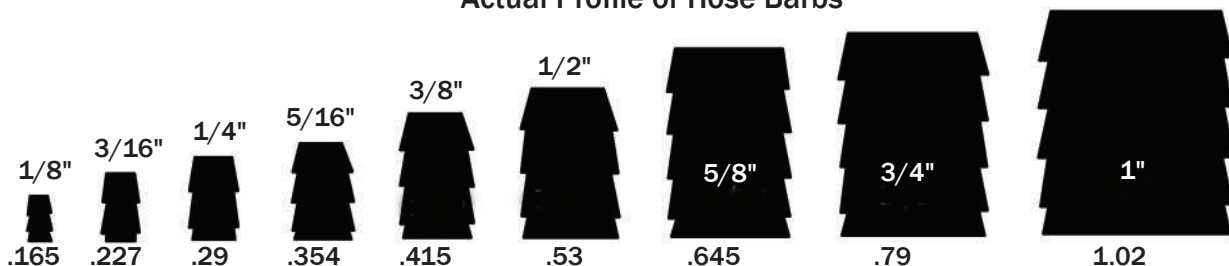


Stainless Steel hose barbs for beverage service available -

See beverage fitting section, pg. 28

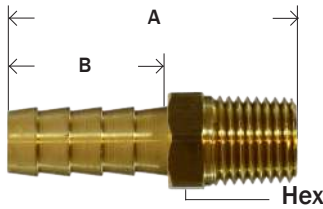
Hose Size	A
3/16"	1/4"
1/4"	1/4"
5/16"	1/4"
3/8"	1/8"
1/2"	1/8"
5/8"	1/8"
3/4"	1/8"

Actual Profile of Hose Barbs



RIGID MALE ADAPTER

- These are not Lead Free



Part #	Hose I.D. x Male NPTF	A	B	Hex	Approx. Wt. Lbs.	List Price
32-001 *	1/8" x 1/8"	1.19	0.69	0.43	0.02	1.04
32-027	1/8" x 1/4"	1.16	0.46	0.56	0.02	1.43
32-002 *	3/16" x 1/8"	1.19	0.75	0.43	0.02	0.99
32-003 *	3/16" x 1/4"	1.37	0.69	0.56	0.04	1.70
32-301	1/4" x 1/16"	1.44	0.88	0.43	0.02	3.10
32-004 *	1/4" x 1/8"	1.47	0.97	0.43	0.02	1.25
32-005 *	1/4" x 1/4"	1.72	0.97	0.56	0.04	1.39
32-006 *	1/4" x 3/8"	1.72	0.97	0.68	0.05	2.08
32-007	1/4" x 1/2"	1.72	0.81	0.87	0.10	3.66
32-008 *	5/16" x 1/8"	1.47	0.97	0.43	0.02	1.17
32-009 *	5/16" x 1/4"	1.72	0.97	0.56	0.04	1.63
32-010 *	5/16" x 3/8"	1.76	0.97	0.68	0.06	2.17
32-390	5/16" x 1/2"	1.88	0.95	0.87	0.10	4.10
32-011 *	3/8" x 1/8"	1.53	0.97	0.56	0.03	1.52
32-012 *	3/8" x 1/4"	1.75	0.97	0.56	0.05	1.41
32-013 *	3/8" x 3/8"	1.72	0.96	0.68	0.06	1.97
32-014 *	3/8" x 1/2"	1.87	0.97	0.87	0.09	3.57
32-026 *	3/8" x 3/4"	1.97	0.97	1.06	0.16	4.78
32-302	1/2" x 1/8"	1.57	0.95	0.56	0.06	3.95
32-015 *	1/2" x 1/4"	1.72	0.97	0.56	0.04	2.04
32-016 *	1/2" x 3/8"	1.76	0.97	0.68	0.07	2.46
32-017 *	1/2" x 1/2"	1.87	0.96	0.87	0.11	3.14
32-018 *	1/2" x 3/4"	1.94	0.97	1.06	0.16	5.14
32-303	1/2" x 1"	2.31	0.99	1.37	0.33	14.75
32-304	5/8" x 1/4"	1.67	0.92	0.68	0.06	4.83
32-019 *	5/8" x 3/8"	1.76	0.97	0.68	0.08	2.72
32-020 *	5/8" x 1/2"	1.87	0.96	0.87	0.11	3.38
32-021 *	5/8" x 3/4"	1.87	0.96	1.06	0.14	4.69
32-305	5/8" x 1"	2.31	0.96	1.37	0.36	17.68
32-306	3/4" x 3/8"	1.65	0.87	0.81	0.12	5.93
32-022 *	3/4" x 1/2"	1.87	0.96	0.87	0.14	4.69
32-023 *	3/4" x 3/4"	1.87	0.96	1.06	0.15	5.66
32-316	3/4" x 1"	2.55	1.15	1.37	0.38	13.06
32-307	1" x 1/2"	1.80	0.87	1.06	0.18	7.90
32-024 *	1" x 3/4"	2.19	1.19	1.06	0.32	7.05
32-025 *	1" x 1"	2.48	1.19	1.37	0.39	12.25
32-029	1-1/4" x 3/4"	2.37	1.19	1.37	0.35	16.56
32-028	1-1/4" x 1"	2.55	1.19	1.37	0.46	15.74

4244 PGH 101 102 201A 125HBL 105B-1 KF-PS MPB

See blanket order program for more sizes.



* See page 27 for stainless steel.



See page 28 for beverage #303 stainless fittings

HOSE BARB

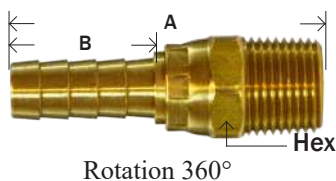
BRASS FITTINGS

BRASS RIGID MALE BSPT BARB ADAPTER



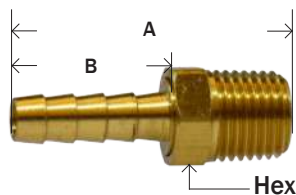
Part #	Hose I.D. x MALE BSPT	List Price
32-450	1/4" x 1/8"	1.47
32-451	1/4" x 1/4"	2.10
32-452	3/8" x 1/4"	2.43
32-453	3/8" x 3/8"	6.15
32-454	3/8" x 1/2"	4.12
32-455	1/2" x 3/8"	3.17
32-456	1/2" x 1/2"	4.57
32-457	3/4" x 3/4"	7.90
32-458	1" x 1"	14.66

SWIVEL MALE ADAPTER




Part #	Hose I.D. x Male NPTF	A	B	Hex	Approx. Wt. Lbs.	List Price
32-329	3/16" x 1/8"	2.00	0.78	0.56	0.06	6.16
32-331	3/16" x 1/4"	1.95	0.78	0.56	0.06	6.04
32-332	1/4" x 1/8"	2.19	0.97	0.56	0.06	5.83
32-349	1/4" x 1/4"	2.12	0.97	0.56	0.06	5.26
32-351	3/8" x 1/8"	2.12	0.97	0.56	0.07	6.06
32-201	3/8" x 1/4"	2.12	0.97	0.56	0.07	4.26
32-360	3/8" x 3/8"	2.12	0.97	0.69	0.08	6.47
32-355	1/2" x 3/8"	2.12	0.97	0.68	0.10	6.81
32-356	1/2" x 1/2"	2.33	0.97	0.87	0.14	9.44
32-357	3/4" x 3/4"	2.33	0.97	1.06	0.20	11.11
32-386	1" x 1"	2.88	1.19	1.38	0.40	72.18

SMS 103



Part #	Hose I.D. x Male NPTF	A	B	Hex	Approx. Wt. Lbs.	List Price
32-200	1/4" x 1/4"	1.65	.89	0.56	0.04	4.16
32-202	3/8" x 3/8"	1.75	1.00	0.68	0.08	5.66

MENDER/ SPLICER



Part #	Hose I.D. x Hose I.D.	A	B	O.D.	Approx. Wt. Lbs.	List Price
32-091 *	1/8"	0.98	0.45	0.31	0.01	1.36
32-092	3/16"	1.62	0.77	0.36	0.02	1.82
32-093 *	1/4"	2.00	0.96	0.37	0.02	1.52
32-079 *	1/4" x 1/8"	1.50	0.97	0.37	0.02	3.48
32-094 *	5/16"	2.00	0.96	0.39	0.02	1.44
32-090 *	5/16" x 1/4"	2.00	0.97	0.50	0.03	2.41
32-095 *	3/8"	2.00	0.97	0.51	0.04	1.53
32-080 **	3/8" x 1/4"	2.06	0.97	0.56	0.03	4.18
32-375 *	3/8" x 5/16"	2.00	0.97	0.50	0.03	2.34
32-096 *	1/2"	2.00	0.96	0.62	0.06	2.22
32-087 *	1/2" x 3/8"	2.06	0.97	0.71	0.06	6.01
32-097	5/8"	2.05	0.96	0.75	0.08	3.00
32-088	5/8" x 3/8"	2.06	0.97	0.75	0.06	6.85
32-376	5/8" x 1/2"	2.06	0.97	0.75	0.07	6.78
32-098 *	3/4"	2.50	1.15	0.87	0.10	5.22
32-089	3/4" x 1/2"	2.28	1.19	0.87	0.10	9.43
32-379	3/4" x 5/8"	2.02	0.96	0.87	0.10	5.44
32-380	1" x 3/4"	2.58	1.19	1.12	0.18	5.94
32-099	1"	3.00	1.44	1.02	0.23	9.94



* Add SS to the end of the part number for Stainless.

MSB 122HBL HM 129 178 73 108

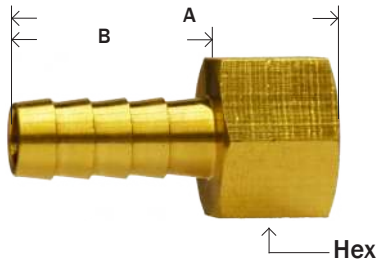
** See hose splicers on page 27 for Stainless.

• See future program for many more sizes

BRASS FITTINGS

HOSE BARB

RIGID FEMALE ADAPTER



Part #	Hose I.D. x Female NPTF	A	B	Hex	Approx. Wt. Lbs.	List Price
32-050	1/8" x 1/8"	0.96	0.46	0.50	0.02	1.69
32-317	1/8" x 1/4"	1.15	0.46	0.62	0.04	5.14
32-051	3/16" x 1/8"	1.10	0.68	0.50	0.02	1.46
32-062	3/16" x 1/4"	1.44	0.75	0.62	0.04	5.85
32-052	1/4" x 1/8"	1.35	0.93	0.50	0.02	1.87
32-053	1/4" x 1/4"	1.60	0.97	0.62	0.06	1.88
32-054	1/4" x 3/8"	1.65	1.03	0.75	0.04	2.66
32-441	1/4" x 1/2"	1.66	0.97	0.93	0.08	8.17
32-055	5/16" x 1/8"	1.47	0.97	0.56	0.04	2.93
32-056	5/16" x 1/4"	1.66	0.97	0.62	0.04	2.55
32-318	5/16" x 3/8"	1.66	0.97	0.75	0.06	5.75
32-320	5/16" x 1/2"	1.67	0.96	0.93	0.08	6.50
32-057	3/8" x 1/8"	1.47	0.97	0.56	0.04	2.59
32-058	3/8" x 1/4"	1.61	0.97	0.62	0.06	2.21
32-059	3/8" x 3/8"	1.63	1.00	0.81	0.08	2.42
32-063	3/8" x 1/2"	1.72	0.94	0.93	0.12	4.35
32-442	3/8" x 3/4"	1.97	0.97	1.18	0.20	14.65
32-064	1/2" x 1/4"	1.66	0.96	0.62	0.08	2.98
32-060	1/2" x 3/8"	1.66	0.97	0.75	0.08	5.51
32-061	1/2" x 1/2"	1.76	0.96	0.93	0.12	4.39
32-443	1/2" x 3/4"	1.97	0.97	1.18	0.26	14.91
32-444	5/8" x 3/8"	1.66	0.97	0.75	0.08	6.53
32-445	5/8" x 1/2"	1.66	0.97	0.93	0.10	8.27
32-446	5/8" x 3/4"	1.97	0.97	1.18	0.21	14.80
32-447	3/4" x 1/2"	1.88	1.19	0.93	0.13	9.25
32-065	3/4" x 3/4"	2.19	1.21	1.18	0.22	7.86
32-049	1" x 3/4"	2.19	1.19	1.18	0.26	19.43
32-321	1" x 1"	2.32	1.19	1.44	0.35	25.29
32-448	1-1/4" x 1"	2.32	1.19	1.43	0.44	24.67

209A 128 29A 29F 126HB 126 FPB 105B-2 KF-RS 104 144

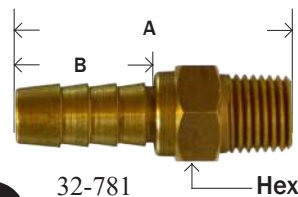
SWIVEL FEMALE ADAPTER NPTF



Part #	Hose I.D. x Female NPTF	A	B	Hex	Approx. Wt. Lbs.	List Price
32-470	1/4" x 1/4"	1.80	0.97	0.62	0.06	10.22
32-472	3/8" x 1/4"	1.80	0.97	0.62	0.06	10.50
32-473	3/8" x 3/8"	1.82	0.97	0.75	0.09	10.89
32-475	1/2" x 3/8"	1.82	0.97	0.75	0.09	13.04
32-476	1/2" x 1/2"	1.86	0.97	0.93	0.14	13.63

HIGH VOLUME MALE SWIVEL

- 300 PSI
- Nitrile Buna (NBR) O-Ring



32-781

NEW



28-415

Part #	Hose I.D. x Male NPTF	A	B	Hex	Approx. Wt. Lbs.	List Price
32-781	3/8" x 1/4"	1.83	0.87	0.62	0.07	17.80
28-415	1/4" x 1/4"	1.30	0.94	0.81	0.14	35.18

4065

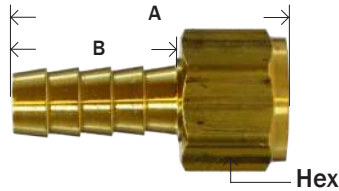
HOSE BARB

BRASS FITTINGS

SWIVEL FEMALE ADAPTER - With Gasket

- NPSM Thread

National Pipe Straight Gasket Seal Swivel

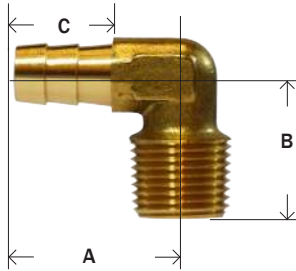


Part #	Hose I.D. x Female NPSM	A	B	Hex	Approx. Wt. Lbs.	List Price
32-131	1/8" x 1/8"	0.90	0.46	0.50	0.02	7.98
32-132	3/16" x 1/8"	1.19	0.75	0.50	0.03	7.74
32-133	3/16" x 1/4"	1.28	0.75	0.62	0.04	8.56
32-120	1/4" x 1/8"	1.41	0.97	0.50	0.02	9.55
32-121	1/4" x 1/4"	1.50	0.97	0.62	0.02	3.15
32-129	1/4" x 3/8"	1.63	0.97	0.75	0.04	9.46
32-130	5/16" x 1/4"	1.50	0.97	0.62	0.04	11.89
32-122	3/8" x 1/4"	1.54	1.00	0.62	0.06	5.20
32-123	3/8" x 3/8"	1.60	0.97	0.75	0.06	9.77
32-354	3/8" x 1/2"	1.66	0.97	0.93	0.10	11.30
32-124	1/2" x 3/8"	1.60	0.97	0.75	0.08	11.84
32-125	1/2" x 1/2"	1.66	0.97	0.93	0.12	8.48
32-117	1/2" x 3/4"	1.82	1.19	1.18	0.16	12.12
32-118	5/8" x 3/4"	1.82	1.19	1.18	0.18	13.00
32-119	3/4" x 3/4"	1.82	1.19	1.18	0.14	8.46

- Not recommend for water due to fiber gasket - for air service only.

130 126 29F5G KF-RN NPSM Gasket Seat

FORGED HOSE BARB 90° ELBOW



32-330

**Square Barstock Body

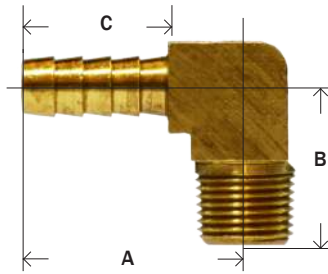
Part #	Hose I.D. x Male NPTF	A	B	C	Body Size	Approx. Wt. Lbs.	List Price
32-308	3/16" x 1/8"	0.95	0.70	0.66	0.37	0.02	2.94
32-391	3/16" x 1/4"	1.00	0.84	0.63	0.46	0.10	3.77
32-038 *	1/4" x 1/8"	1.01	0.81	0.71	0.47	0.06	2.52
32-039 *	1/4" x 1/4"	1.01	0.87	0.63	0.47	0.06	3.49
32-309 **	1/4" x 3/8"	1.08	0.97	0.73	0.69	0.12	4.47
32-036	5/16" x 1/8"	1.01	0.81	0.63	0.47	0.04	3.08
32-040	5/16" x 1/4"	1.01	0.87	0.63	0.47	0.06	4.06
32-310	5/16" x 3/8"	1.06	0.94	0.63	0.50	0.06	6.62
32-046 *	3/8" x 1/8"	1.01	0.81	0.63	0.47	0.06	2.74
32-041 *	3/8" x 1/4"	1.02	0.88	0.65	0.47	0.06	3.49
32-042 *	3/8" x 3/8"	1.09	0.93	0.68	0.50	0.08	4.20
32-047 *	3/8" x 1/2"	1.11	1.09	0.63	0.59	0.10	4.50
32-048	1/2" x 1/4"	1.06	1.00	0.68	0.59	0.10	4.29
32-043 *	1/2" x 3/8"	1.06	1.09	0.69	0.59	0.10	5.20
32-311 *	1/2" x 1/2"	1.31	1.19	0.87	0.56	0.12	6.47
32-044	5/8" x 3/8"	1.12	1.06	0.61	0.56	0.12	7.03
32-045	5/8" x 1/2"	1.12	1.12	0.61	0.63	0.14	6.39
32-312	5/8" x 3/4"	1.46	1.26	0.93	1.06	0.32	11.45
32-313	3/4" x 1/2"	1.31	1.28	0.87	0.85	0.22	8.75
32-314 *	3/4" x 3/4"	1.46	1.26	0.91	1.06	0.32	14.03
32-330 **	3/4" x 1"	1.57	1.64	0.90	1.34	0.64	27.06
32-315	1" x 3/4"	1.60	1.40	0.95	1.06	0.32	12.90
32-319	1" x 1"	1.69	1.64	0.98	1.30	0.43	52.77

129 HBE1 KF-PS90 HE-1 29E 146



* Add SS to the end of the part number for Stainless. See page 27.

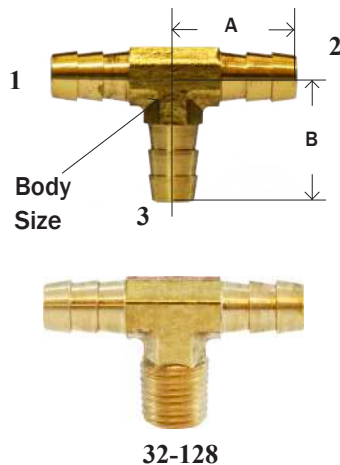
BARSTOCK HOSE BARB 90° ELBOW



Part #	Hose I.D. x Male NPTF	A	B	C	Body Size	Approx. Wt. Lbs.	List Price
32-038B	1/4" X 1/8"	1.00	0.75	0.75	0.50	0.02	5.52
32-039B	1/4" X 1/4"	1.02	0.91	0.74	0.56	0.04	6.12
32-041B	3/8" X 1/4"	1.32	0.89	0.97	0.58	0.08	8.75
32-042B	3/8" X 3/8"	1.50	1.06	0.97	0.75	0.14	14.91
32-043B	1/2" X 3/8"	1.53	1.07	0.97	0.72	0.16	13.99

129HB

HOSE BARB TEES

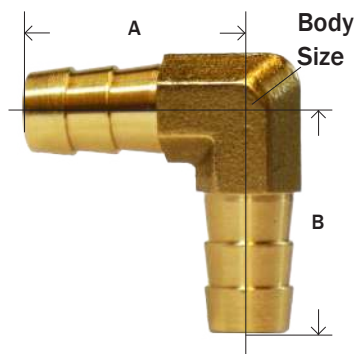


Part #	Hose Barb Size (1 & 2) x 3	A	B	Body Size	Approx. Wt. Lbs.	List Price
32-367 *	1/8"	0.84	0.83	0.25	0.02	3.99
32-368	3/16"	1.02	1.02	0.37	0.03	3.73
32-365 **	1/4"	1.00	1.00	0.44	0.06	3.37
32-350 *	(1/4") x 1/8"	0.94	0.94	0.44	0.04	8.09
32-366	5/16"	1.00	1.00	0.44	0.06	4.19
32-126 **	3/8"	1.01	1.01	0.43	0.06	4.22
32-400 *	1/2"	1.02	1.00	0.43	0.08	5.13
32-352 *	(1/2") x 3/8"	1.26	1.26	0.43	0.10	13.81
32-361	5/8"	1.26	1.26	0.75	0.16	19.55
32-363	3/4"	1.26	1.26	0.88	0.18	26.91
32-353	(3/4") x 1/2"	1.41	1.41	0.88	0.23	28.32
32-128 *	3/8"HB x 1/4" MIP	1.00	0.94	0.43	0.06	11.95

* Add SS to the end of the part number for Stainless.

** See page 27 for stainless steel.

90° HOSE BARB ELBOW



Part #	Hose I.D. x Hose I.D.	A	B	Body Size	Approx. Wt. Lbs.	List Price
32-429	1/8" x 1/8"	0.55	0.55	0.37	0.03	7.02
32-433	3/16" x 3/16"	0.90	0.90	0.37	0.03	5.90
32-412	1/4" x 1/8"	1.02	1.02	0.44	0.04	3.67
32-413 *	1/4" x 1/4"	1.01	1.01	0.44	0.04	3.87
32-425	5/16" x 5/16"	1.15	1.15	0.48	0.05	9.03
32-414	3/8" x 1/8"	1.01	1.01	0.44	0.04	5.05
32-415	3/8" x 1/4"	1.00	1.00	0.44	0.04	4.20
32-416 *	3/8" x 3/8"	1.02	1.02	0.44	0.04	6.95
32-417	3/8" x 1/2"	1.24	1.10	0.50	0.06	6.37
32-418	1/2" x 1/4"	1.24	1.08	0.50	0.06	5.57
32-419	1/2" x 3/8"	1.22	1.09	0.50	0.06	9.69
32-420 *	1/2" x 1/2"	1.24	1.24	0.50	0.06	5.83
32-434	5/8" x 5/8"	1.20	1.20	0.75	0.16	20.27
32-435	3/4" x 1/2"	1.41	1.41	0.88	0.21	21.08
32-436	3/4" x 3/4"	1.41	1.41	0.88	0.21	25.22

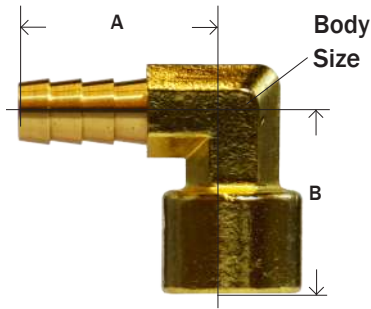
* Add SS to the end of the part number for Stainless.

See beverage fittings on page 28

HOSE BARB

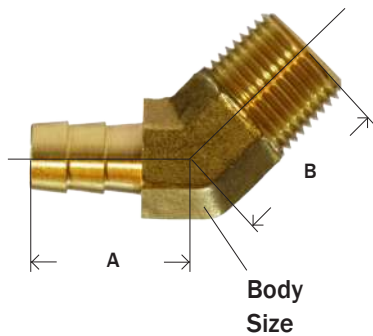
BRASS FITTINGS

90° FEMALE HOSE BARB ELBOW



Part #	Hose I.D. x Female NPTF	A	B	Body Size	Approx. Wt. Lbs.	List Price
32-401	1/4" x 1/8"	1.01	0.82	0.47	0.06	4.88
32-402	1/4" x 1/4"	1.13	0.91	0.56	0.10	6.25
32-403	3/8" x 1/8"	1.01	0.82	0.47	0.06	5.77
32-404	3/8" x 1/4"	1.15	0.91	0.56	0.10	6.29
32-405	3/8" x 3/8"	1.15	1.11	0.68	0.14	14.02
32-406	3/8" x 1/2"	1.26	1.39	0.75	0.20	12.43
32-407	1/2" x 1/4"	1.26	0.91	0.56	0.10	7.37
32-410	1/2" x 3/8"	1.24	1.11	0.68	0.14	10.15
32-411	1/2" x 1/2"	1.37	1.39	0.75	0.20	11.55
32-409	3/4" x 3/4"	1.52	1.75	0.81	0.50	16.20

45° ELBOW



Part #	Hose I.D. x Male NPTF	A	B	Body Size	Approx. Wt. Lbs.	List Price
32-110	1/4" x 1/8"	0.91	0.62	0.53	0.04	3.88
32-109*	1/4" x 1/4"	1.00	0.62	0.57	0.06	7.94
32-111	3/8" x 1/8"	0.83	0.66	0.53	0.04	5.48
32-112	3/8" x 1/4"	0.82	0.84	0.53	0.06	4.93
32-113	3/8" x 3/8"	0.93	0.87	0.59	0.08	6.31
32-346	1/2" x 1/4"	1.00	0.84	0.59	0.08	10.06
32-114	1/2" x 3/8"	1.00	0.88	0.59	0.08	8.26
32-116	1/2" x 1/2"	1.15	0.94	0.59	0.12	13.61
32-115	5/8" x 3/8"	0.97	0.88	0.59	0.10	8.80
32-345	3/4" x 1/2"	1.15	0.94	0.81	0.13	25.37

* Barstock

140 HE145 139HB KF-PS45 13945

CROSSES



Part #	Hose ID	List Price
32-608	1/4	3.68
32-609	5/16	4.27
32-610	3/8	5.47

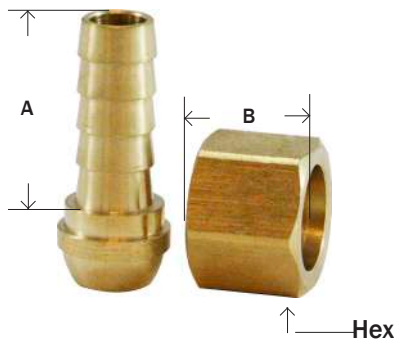
HOSE WYES AVAILABLE WITH EXTENDED LEAD TIME.

BRASS FITTINGS

HOSE BARB

BALL END SWIVEL

NPSM - Ball seat type




Part #	Hose I.D. x NPSM	A	B	Hex	Approx. Wt. Lbs.	List Price
32-066	1/8" x 1/8"	0.46	0.44	0.50	0.03	5.64
32-067	3/16" x 1/8"	0.75	0.44	0.50	0.03	4.45
32-068	3/16" x 1/4"	0.75	0.52	0.62	0.04	3.04
32-069	1/4" x 1/8"	0.97	0.44	0.50	0.04	2.80
32-070	1/4" x 1/4"	0.97	0.53	0.62	0.06	2.90
32-078	1/4" x 3/8"	0.97	0.63	0.75	0.06	6.32
32-071	5/16" x 1/4"	0.97	0.52	0.62	0.05	3.90
32-389	5/16" x 3/8"	0.97	0.63	0.75	0.07	8.94
32-072	3/8" x 1/4"	0.97	0.53	0.62	0.06	2.62
32-073	3/8" x 3/8"	0.97	0.59	0.75	0.08	3.14
32-074	3/8" x 1/2"	0.97	0.69	0.94	0.14	9.38
32-075	1/2" x 3/8"	0.97	0.59	0.75	0.08	3.18
32-076	1/2" x 1/2"	0.97	0.69	0.94	0.10	4.19
32-077	3/4" x 3/4"	0.97	0.70	1.12	0.14	7.30

128HBLSV 29FS 209AS 124 131

BALLSEAT MALE ADAPTER

Beveled seat




30° Seat

Part #	NPSM x Male NPTF	A	Hex	Approx. Wt. Lbs.	List Price
32-359	1/8" x 1/8"	0.94	0.43	0.03	4.78
32-034	1/4" x 1/8"	1.06	0.56	0.04	3.90
32-030	1/4" x 1/4"	1.25	0.56	0.06	3.69
32-362	3/8" x 1/4"	1.28	0.68	0.08	6.12
32-031	3/8" x 3/8"	1.30	0.68	0.08	5.15
32-392	3/8" x 1/2"	1.47	0.88	0.13	11.68
32-364	1/2" x 3/8"	1.35	0.87	0.10	8.87
32-032	1/2" x 1/2"	1.53	0.87	0.14	6.87
32-033	3/4" x 3/4"	1.53	1.06	0.20	10.45

172 134 127HB 122AS

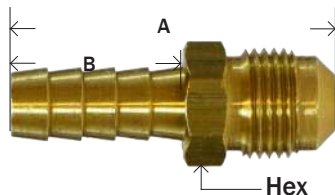
BALLSEAT UNION



30° Seat

Part #	NPSM x NPSM	A	Hex	Approx. Wt. Lbs.	List Price
32-460	1/8"	0.79	0.43	0.02	4.45
32-461	1/4"	1.09	0.56	0.04	5.30
32-462	3/8"	1.19	0.68	0.07	8.65
32-463	1/2"	1.31	0.87	0.10	10.15

45° FLARE ADAPTER



Part #	Hose I.D. x 45° Flare	Thread	A	B	Hex	Approx. Wt. Lbs.	List Price
32-322	3/16" x 1/4"	7/16-20	1.5	0.75	0.43	0.03	6.46
32-081 *	1/4" x 1/4"	7/16-20	1.72	0.97	0.43	0.03	3.62
32-082 *	1/4" x 3/8"	5/8-18	1.82	0.97	0.62	0.07	4.84
32-083	5/16" x 5/16"	1/2-20	1.75	0.97	0.50	0.08	6.24
32-084 *	3/8" x 3/8"	5/8-18	1.82	0.97	0.62	0.08	5.24
32-085	3/8" x 1/2"	3/4-16	1.97	0.97	0.75	0.10	8.44
32-086	1/2" x 1/2"	3/4-16	1.97	0.97	0.75	0.10	7.22

* Add SS to the end of the part number for Stainless.


142 201BF KF-MS KDS

Every man is the maker of his own fortune. - *Appius Claudius Caecus*

HOSE BARB

BRASS FITTINGS

DUAL 45° / 37° FLARE SWIVEL




CRIMP STYLE

Part #	Hose ID x Dual Seat	Thread	A	B	Hex	Approx. Wt. Lbs.	List Price
32-107	3/16" x 1/4"	7/16-20	1.34	0.75	0.56	0.04	3.53
32-107C**	3/16 X 1/4	7/16-20	1.42	0.78	0.56	0.04	3.79
32-337	1/4" x 1/4"	7/16-20	1.56	0.97	0.56	0.04	2.73
32-337C**	1/4" X 1/4"	7/16-20	1.60	0.97	0.56	0.04	2.98
32-102	1/4" x 5/16"	1/2-20	1.61	0.97	0.62	0.06	3.20
32-339	5/16" x 5/16"	1/2-20	1.60	0.97	0.62	0.06	3.97
32-340	3/8" x 1/2"	3/4-16	1.68	0.97	0.87	0.10	5.52
32-341	1/2" x 1/2"	3/4-16	1.68	0.97	0.87	0.10	4.93
32-341C**	1/2" X 1/2"	3/4-16	1.75	0.97	0.87	0.09	5.97
32-342	1/2" x 5/8"	7/8-14	1.76	0.97	1.00	0.12	7.07
32-394**	5/8" x 5/8"	7/8-14	1.83	0.97	1.00	0.14	7.57

** Swivel crimp style

KDS

FEMALE 45° FLARE SWIVEL




CRIMP STYLE

Part #	Hose I.D. x Female 45° Flare	UNF Thread	A	B	Hex	Approx. Wt. Lbs.	List Price
32-326	3/16" x 3/16"	3/8-24	1.19	0.75	0.43	0.04	7.41
30-295**	3/16" x 3/8"	5/8-18	1.82	0.90	0.75	0.04	4.26
32-101	1/4" x 1/4"	7/16-20	1.57	0.97	0.56	0.04	2.27
32-103	1/4" x 3/8"	5/8-18	1.64	0.97	0.75	0.08	2.73
32-104	5/16" x 5/16"	1/2-20	1.61	0.97	0.62	0.05	5.58
32-327	5/16" x 3/8"	5/8-18	1.67	0.97	0.75	0.08	3.98
32-105	3/8" x 3/8"	5/8-18	1.64	0.97	0.75	0.08	3.64
32-105C**	3/8" x 3/8"	5/8-18	1.71	0.97	0.75	0.07	4.55
32-106	3/8" x 1/2"	3/4-16	1.81	0.97	0.87	0.10	8.85
32-100	1/2" x 1/2"	3/4-16	1.68	0.97	0.87	0.12	4.59
32-328	3/4" x 3/4"	1-1/16-14	2.00	0.97	1.25	0.20	18.90

29SAE 209ASF 146HBLFSV KF-NS 128 FSS 146 144

** Swivel crimp style (crimped on the outside of fitting)

FEMALE 37° J.I.C. FLARE SWIVEL



CRIMP STYLE

STAINLESS STEEL

32338SS

Part #	Hose ID x Female 37° Flare	Thread	A	B	Hex	Approx. Wt. Lbs.	List Price
32-334	1/4" x 3/8"	9/16-18	1.60	0.97	0.68	0.06	4.14
32-335	5/16" x 3/8"	9/16-18	1.60	0.97	0.68	0.06	4.28
32-336	3/8" x 3/8"	9/16-18	1.60	0.97	0.68	0.10	3.76
32-336C**	3/8" X 3/8"	9/16-18	1.66	0.97	0.68	0.06	3.80
32-338*	3/4" x 3/4"	1-1/16-12	2.00	0.97	1.25	0.20	19.56
32-338SS	3/4" x 3/4"	1-1/16-12	2.00	0.97	1.25	0.24	23.94
32-338C	3/4" x 3/4"	1-1/16-12	2.13	1.19	1.25	0.20	12.29
32-397**	1" x 1"	1-5/16-12	2.31	1.19	1.50	0.33	18.14

KJS

*Available in swivel crimp style - add a "C" at the end of the part # (100 piece minimum)

** Swivel crimp style

The belief that youth is the happiest time of life is founded on a fallacy. The happiest person is the person who thinks the most interesting thoughts, and we grow happier as we grow older.

- William Lyon Phelps

REUSABLE MALE FITTINGS

NEW



Part #	Hose ID	Hose OD	Male NPTF	List Price
32-727	1/4"	1/2"	1/4"	4.83
32-728	1/4"	9/16"	1/4"	5.89
32-726	1/4"	5/8"	1/4"	5.89
32-742	3/8"	5/8"	1/4"	6.38
32-744	3/8"	11/16"	1/4"	7.33
32-725	3/8"	3/4"	1/4"	6.42
32-747	3/8"	5/8"	3/8"	7.44
32-750	3/8"	11/16"	3/8"	8.38
32-746	1/2"	7/8"	1/2"	12.66

REUSABLE FEMALE SWIVEL STEMS

NEW



Part #	Hose ID	Female NPSM	List Price
32-770	1/4"	1/4"-18	4.17
32-771	3/8"	3/8"-18	5.89

REUSABLE FEMALE SWIVELS

NEW



Part #	Hose ID	Hose OD	Female NPSM	List Price
32-772	1/4"	1/2"	1/4"	5.86
32-773	3/8"	5/8"	3/8"	8.29
32-774	3/8"	11/16"	3/8"	8.57
32-775	1/2"	7/8"	3/8"	14.00

REUSABLE FERRULES


NEW



Part #	Hose ID	Hose OD	List Price
32-749	1/4"	1/2"	1.99
32-751	1/4"	9/16"	2.95
32-752	1/4"	5/8"	2.95
32-753	3/8"	5/8"	2.95
32-754	3/8"	11/16"	3.81
32-755	3/8"	3/4"	2.99
32-756	1/2"	7/8"	5.77

REUSABLE MALE STEMS

NEW



Part #	Hose ID	Male NPT Thread	List Price
32-758	1/4"	1/4"	2.40
32-759	3/8"	1/4"	2.85
32-760	3/8"	3/8"	3.81
32-761	1/2"	1/2"	5.74

I am more and more convinced that our happiness or unhappiness depends far more on the way we meet the events of life than on the nature of those events themselves.

—Wilhelm Von Humboldt

HOSE BARB

BRASS FITTINGS

BRASS FUEL HOSE BARBS

Typical Application: Low pressure air, fuel and oil applications. Generally used for automotive, light truck, and small engine fuel lines. Use with fuel hose SAE 30R7 & SAE 30R9.

Advantages: Easy to assemble, just push the fitting into the hose & clamp. Good selection of configurations at reasonable cost.

MALE CONNECTOR
HOSE BARB X MALE PIPE



Part #	Hose ID	MIP	Ind #	List Price
38-800	3/16	1/8	1541	2.66
38-802	1/4	1/8	1537	2.09
32-377	1/4	1/4	1581	2.18
38-806	5/16	1/8	1551	2.80
38-808	5/16	1/4	1555	2.57
38-810	3/8	1/8	1565	4.02
32-381	3/8	1/4	1564	2.57
32-382	3/8	3/8	1566	4.70
32-383	1/2	3/8		3.97
32-384	1/2	1/2		6.26
32-385	5/8	1/2	1431	7.32
32-387	3/4	1/2	1430	6.66
32-388	3/4	3/4		10.05

68HB

BUBBLE BARB MALE ADAPTER

BUBBLE X MIP



NEW

Part #	Bubble x MIP	List Price
32176	3/8 x 3/8	4.49
32177	1/2 x 1/4	4.84
32178	1/2 x 3/8	10.60
32179	1/2 x 1/2	7.44
32182	5/8 x 3/8	7.51
32183	5/8 x 1/2	8.10
32184	3/4 x 1/2	6.00
32180	3/4 x 3/4	12.20
32185	1 x 3/4	17.14
32181	1 x 1	22.00

INVERTED FLARE MALE CONNECTOR

HOSE BARB X INVERTED FLARE



Part #	Hose ID	Inv. Flare	Ind #	List Price
38-828	5/16	1/4	1598	4.01
38-830	5/16	5/16	1560	2.95
38-832	5/16	3/8	1561	6.33
38-834	3/8	5/16	1568	4.41
38-836	3/8	3/8	1570	7.59

269HB

90° MALE ELBOW

HOSE BARB X MALE PIPE



Part #	Hose ID	MIP	Ind #	List Price
38-860	1/4	1/8	1582	6.42
38-862	5/16	1/8	1556	10.80
38-864	5/16	1/4	1557	7.20
38-866	3/8	1/8	1572	11.40
38-868	3/8	1/4	1571	6.43

BUBBLE BARB




Part #	Hose ID	MIP	List Price
32-186	3/8	3/8	11.39
32-194	1/2	1/4	10.50
32-187	1/2	3/8	15.37
32-191	1/2	1/2	20.79
32-195	5/8	1/4	11.00
32-188	5/8	3/8	10.56
32-189	5/8	1/2	12.26
32-190	3/4	1/2	17.32
32-192	3/4	3/4	19.00

**INVERTED FLARE MALE SWIVEL 90° ELBOW
HOSE BARB X TUBE O.D.**



Part #	Hose ID	Inv. Flare	Ind #	List Price
38-873	5/16	5/16	1405	46.08
38-874	3/8	3/8	1407	15.42

STEM ONLY - WELDING HOSE CONNECTOR

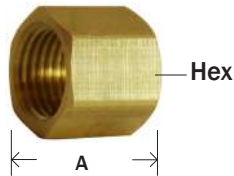


Part #	Hose I.D.	A	Approx. Wt. Lbs.	List Price
30-410	3/16"	1.43	0.02	4.25
30-411	1/4"	1.43	0.02	1.79
30-413	3/8"	1.43	0.04	2.31

Assemble with nuts below.

201RWA WRS WLS

RIGHT HAND 9/16 - 18 FOR OXYGEN LINE - WELDING HOSE NUT




Part #	Size	A	Hex	Approx. Wt. Lbs.	List Price
30-420	R.H. Nut only	0.63	0.68	0.04	2.14

Assemble with stem above.

201RWA WRS KF-PE 152

LEFT HAND 9/16 - 18 FOR ACETYLENE LINE - WELDING HOSE NUT



Part #	Size	A	Hex	Approx. Wt. Lbs.	List Price
30-421	L.H. Nut only	0.63	0.68	0.04	2.00

Assemble with stem above.

209LWA WLS 154 KF-RE

RIGHT HAND 9/16 - 18 #122RWA - WELDING HOSE CONNECTOR




Part #	Size	A	Hex	Approx. Wt. Lbs.	List Price
30-401	1/4"-18	1.30	0.62	0.06	3.14
32-437	3/8"-18	1.30	0.68	0.09	12.34
32-438*	9/16"-18	1.25	0.68	0.07	5.94

* Right UNF thread

156

LEFT HAND 9/16 - 18 #122LWA - WELDING HOSE CONNECTOR



Part #	Size	A	Hex	Approx. Wt. Lbs.	List Price
30-406	1/4"-18	1.30	0.62	0.06	3.09
32-439	3/8"-18	1.30	0.68	0.09	13.54
32-440*	9/16"-18	1.25	0.68	0.07	6.28

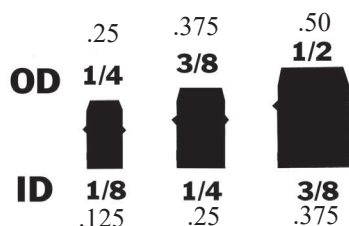
* Left UNF thread

158

BARBED FOR PLASTIC TUBING

BRASS BARBS FOR
POLYETHYLENE TUBING

- Quick connecting fittings that do not require tube preparations for hand assembly. Inexpensive with excellent resistance to vibration.
- All sizes are tube O.D. (I.D.)



UNION



TUBE O.D. (TUBE I.D.) X TUBE O.D. (TUBE I.D.)

Part #	Size	List Price
21-003	1/4(1/8) x 1/4(1/8)	6.42
21-007	3/8(1/4) x 1/4(1/8)	7.99
21-009	3/8(1/4) x 3/8(1/4)	3.41

1062 962

MALE ADAPTER



TUBE O.D. (TUBE I.D.) X MALE PIPE

Part #	Size	List Price
21-021	1/4(1/8) x 1/16	7.06
21-023	1/4(1/8) x 1/8	2.69
21-025	1/4(1/8) x 1/4	7.14
21-027	3/8(1/4) x 1/8	5.38

1068 968 688

FEMALE ADAPTER



TUBE O.D. (TUBE I.D.) X FEMALE PIPE

Part #	Size	List Price
21-043	1/4(1/8) x 1/8	19.66

1066 966 26 668

BULKHEAD UNION



TUBE O.D. (TUBE I.D.)

Part #	Size	List Price
21-082	1/4(1/8)	20.49
21-083	3/8(1/4)	39.29

1074

UNION ELBOW

1065
965

TUBE O.D. (I.D.)

Part #	Size	List Price
21-095	1/4(1/8)	10.71
21-097	3/8(1/4)	11.29
21-099	1/2(3/8)	20.95

MALE 90° ELBOW



TUBE O.D. (I.D.) X MALE PIPE

Part #	Size	List Price
21-111	1/4(1/8) x 1/16	20.40
21-113	1/4(1/8) x 1/8	3.83
21-115	1/4(1/8) x 1/4	10.45
21-117	3/8(1/4) x 1/8	9.16
21-119	3/8(1/4) x 1/4	5.21
21-109	1/2(3/8) x 1/4-28	1.46
21-121	1/2(3/8) x 3/8	34.13

1069 969 229

FEMALE 90° ELBOW



TUBE O.D. (I.D.) X FEMALE PIPE

Part #	Size	List Price
21-133	1/4(1/8) x 1/8	14.61

1070 970 230

UNION TEE




O.D. (I.D.) X O.D. (I.D.) X O.D. (I.D.)

Part #	Size	List Price
21-151	1/4(1/8)	9.68
21-153	3/8(1/4) X 3/8(1/4) X 1/4(1/8)	10.80
21-155	3/8(1/4)	1.79
21-159	1/2(3/8) X 1/2(3/8) X 3/8(1/4)	69.39
21-161	1/2(3/8)	19.56

1064 964 224

BRASS FITTINGS

MALE BRANCH TEE




O.D. (I.D.) X O.D. (I.D.) X MALE PIPE

Part #	Size	List Price
21-193	1/4(1/8) x 1/4(1/8) x 1/8	5.89
21-195	3/8(1/4) x 3/8(1/4) x 1/8	12.69
21-197	3/8(1/4) x 3/8(1/4) x 1/4	15.88

1072 972 232

FEMALE BRANCH TEE



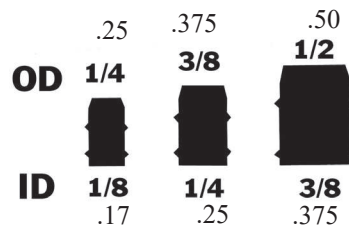
O.D. (I.D.) X O.D. (I.D.) X FEMALE PIPE

Part #	Size	List Price
21-207	1/4(1/8) x 1/4(1/8) x 1/8	14.98

1077 978

TWO BARB FITTINGS

More Sizes Available - Please Ask!



MALE ADAPTER PIPE



TUBE O.D. (I.D.) X MALE PIPE

Part #	Size	List Price
32-150	1/4(1/8) x 1/8	4.41
32-151	1/4(1/8) x 1/4	9.21
32-153	3/8(1/4) x 1/4	8.48

28

UNION TEE



Part #	Tube O.D. (I.D.)	List Price
32-159	1/4(1/8 ID)	7.06
32-160	3/8(1/4 ID)	12.79

90° ELBOW



Part #	Tube O.D. (I.D.)	List Price
32-170	1/4(1/8 ID)	7.68
32-171	3/8(1/4 ID)	14.22

225

STAINLESS FITTINGS


BARSTOCK / CAST SS HOSE BARB

316 STAINLESS STEEL MACHINED RIGID MALE ADAPTER



Part #	Hose I.D. x NPT	List Price
32-001SS	1/8" x 1/8"	6.86
32-002SS	3/16" x 1/8"	7.39
32-003SS	3/16" x 1/4"	9.83
32-004SS	1/4" x 1/8"	8.91
32-005SS	1/4" x 1/4"	9.90
32-006SS	1/4" x 3/8"	18.46
32-008SS	5/16" x 1/8"	8.00
32-009SS	5/16" x 1/4"	10.89
32-010SS	5/16" x 3/8"	15.15
32-011SS	3/8" x 1/8"	8.92
32-012SS	3/8" x 1/4"	11.02
32-013SS	3/8" x 3/8"	14.06
32-014SS	3/8" x 1/2"	23.52
32-015SS	1/2" x 1/4"	12.21
32-016SS	1/2" x 3/8"	19.07
32-017SS	1/2" x 1/2"	18.47
32-018SS	1/2" x 3/4"	25.08
32-019SS	5/8" x 3/8"	13.68
32-020SS	5/8" x 1/2"	22.11
32-021SS	5/8" x 3/4"	29.04
32-022SS	3/4" x 1/2"	19.56
32-023SS	3/4" x 3/4"	27.90
32-024SS	1" x 3/4"	28.12

316 STAINLESS STEEL SPLICER



Part #	Hose I.D. x Hose I.D.	A	B	List Price
32-093SS	1/4"	2.03	0.97	5.13
32-095SS	3/8"	2.06	0.97	6.49
32-096SS	1/2"	2.06	0.97	10.23
32-098SS	3/4"	2.50	1.19	15.13

316 STAINLESS STEEL BARB ELBOW



Part #	Hose I.D. x NPT	List Price
32-038SS	1/4 x 1/8	14.92
32-039SS	1/4 x 1/4	17.07
32-041SS	3/8 x 1/4	16.77
32-042SS	3/8 x 3/8	16.77
32-043SS	1/2" x 3/8"	28.85
32-311SS	1/2 x 1/2	19.15
32-314SS	3/4" x 3/4"	80.72

304 STAINLESS STEEL HOSE NIPPLES



• Cast

Part #	Hose I.D. x Male Pipe	List Price
73-951	1/4"	7.08
73-952	3/8"	10.99
73-953	1/2"	12.22
73-954	3/4"	14.55
73-955	1"	17.70
73-956	1-1/4"	27.73
73-957	1-1/2"	34.75
73-958	2"	44.69
73-959	2-1/2"	104.00
73-960	3"	119.24

304 STAINLESS STEEL REDUCING HOSE NIPPLES



• Cast

Part #	Hose I.D. x Male Pipe	List Price
73-970	1/4" X 1/8"	7.64
73-971	3/8" X 1/4"	8.89
73-972	1/2" X 3/8"	12.23
73-973	1/2" X 1/4"	12.69
73-974	3/4" X 1/2"	15.69
73-975	1" X 3/4"	18.65
73-976	1" X 1/2"	29.90
73-977	1-1/4" X 1"	28.93
73-979	1-1/2" X 1-1/4"	46.69
73-980	1-1/2" X 1"	39.58
73-981	2" X 1-1/2"	56.00
73-982	2" X 1-1/4"	44.78

316 STAINLESS STEEL HOSE NIPPLES



• Cast

Part #	Hose I.D. x Male Pipe	List Price
973-951	1/4"	7.14
973-952	3/8"	10.36
973-953	1/2"	16.35
973-954	3/4"	20.96
973-955	1"	20.58
973-956	1-1/4"	31.09
973-957	1-1/2"	53.95
973-958	2"	57.54
973-959	2-1/2"	133.67
973-990	3"	164.70
973-991	4"	204.55

• See King nipples on page 307

BEVERAGE FITTINGS

SWIVEL NUT (NICKEL PLATED BRASS)



Part #	Size	List Price
34-500	1/4"	1.41
34-512	3/8"	2.31
34-513	1/2"	4.47

SWIVEL HOSE STEM



Part #	Size	List Price
34-503	1/4"	2.47
34-515	3/8"	3.00
34-516	1/2"	5.33

1/4 stem for 1/4 nut
3/8 stem for 3/8 nut
1/2 stem for 1/2 nut

SWIVEL ELBOWS

90° SWIVEL ELBOW



HOSE ID x FEMALE 45° FLARE

Part #	Size	List Price
34-525	1/4" x 1/4"	5.88
34-529	3/8" x 3/8"	11.64

Today is Life- the only life you are sure of. Make the most of today. Get interested in something. Shake yourself awake. Develop a hobby. Let the winds of enthusiasm sweep through you. Live today with gusto.

- Dale Carnegie

BARB SPLICERS

HOSE SPLICER (STRAIGHT)



ID HOSE

Part #	Size	List Price
32-091SS	1/8"	5.71
34-533	1/4"	3.84
32-095SS	5/16"	6.49
34-535	3/8"	4.67
34-543	3/8" x 1/4"	4.67

TEES

BARB HOSE TEES



ID HOSE

Part #	Size	List Price
34-562	1/4"	12.59
34-563	3/8"	14.38

LIGHT PATTERN TEES



Part #	Size	List Price
32-365SS	1/4"	4.16
32-126SS	3/8"	4.39

ADAPTERS

BARB TO MALE FLARE ADAPTER



HOSE ID x 45° FLARE

Part #	Size	List Price
34-579	1/4" x 1/4"	5.89
34-583	3/8" x 1/4"	8.17
34-584	1/4" x 3/8"	7.68
34-585	3/8" x 3/8"	8.37

NICKEL PLATED/ SS FITTINGS

BARB TO MALE PIPE ADAPTER



HOSE ID x MALE NPT

Part #	Size	List Price
34-587	1/4" x 1/8"	7.28
34-588	1/4" x 1/4"	6.78
34-589	1/4" x 3/8"	9.34
34-590	3/8" x 1/8"	9.38
34-591	3/8" x 1/4"	7.42
34-592	3/8" x 3/8"	9.34
34-595	3/8" x 1/2"	14.76
34-597	1/2" x 3/4"	21.48

SWIVEL ELBOWS

BARB TO SWIVEL ELBOW



HOSE ID x FEMALE 45° FLARE

Part #	Size	List Price
34-600	1/4" x 1/4"	12.47

ADAPTERS

NPT ELBOWS



HOSE ID x MALE NPT

Part #	Size	List Price
34-610	1/4" x 1/8"	14.41
34-611	3/8" x 1/4"	14.73
34-612	3/8" x 3/8"	16.05
34-613	1/2" x 1/2"	33.74

90° BARB SPLICER



ID HOSE

Part #	Size	List Price
34-551	1/4"	4.60
34-552	3/8"	7.35

PUSH ON BARB FITTINGS



Typical Application: Low Pressure Air, Fuel, Lube, and Oil Lines

- Pressure determined by tube material and hardness. Our Parts have been tested to max 150 PSI.

Advantages: Easy assembly. No clamps needed!!

• **Assembly Instructions**

- 1- Lubricate insert.
- 2- Hold hose at angle as shown & push on and up over first barb.
- 3- Continue to push straight on until hose is seated under protective plastic cap. Keep hands back from hose end area so that hose can expand.

• **Disassembling Instructions**

- 1- Split hose. Do not cut completely through hose. Sealing edge of barb could be damaged.
- 2- Bend hose and remove with a quick pull.

See lead free section for lead free push-on barb fittings.
Stainless steel available at the end of this section.


Actual Profile of Push On Barbs



PUSH ON HOSE BARB

BRASS FITTINGS

MALE ADAPTER




Part #	Hose I.D. x Male NPTF	A	B	Hex	Approx. Wt. Lbs.	List Price
30-200 *	1/4" x 1/8"	1.43	0.87	0.50	0.04	1.43
30-201 *	1/4" x 1/4"	1.66	0.87	0.56	0.06	2.03
30-211	1/4" x 3/8"	1.66	0.87	0.68	0.06	2.94
30-212	5/16" x 1/8"	1.42	0.77	0.43	0.04	3.14
30-213	5/16" x 1/4"	1.66	0.87	0.56	0.06	3.13
30-202	3/8" x 1/8"	1.53	0.97	0.50	0.04	2.18
30-203 *	3/8" x 1/4"	1.69	0.89	0.56	0.07	2.31
30-204 *	3/8" x 3/8"	1.76	0.97	0.68	0.08	2.81
30-205	3/8" x 1/2"	1.97	0.97	0.87	0.10	5.04
30-392	3/8" x 3/4"	1.97	0.92	1.06	0.16	13.28
30-216	1/2" x 1/4"	1.76	0.97	0.68	0.08	2.98
30-206 *	1/2" x 3/8"	1.76	0.97	0.68	0.09	2.93
30-207 *	1/2" x 1/2"	1.97	0.97	0.87	0.14	4.86
30-217	1/2" x 3/4"	1.97	0.97	1.06	0.16	7.10
30-219	5/8" x 3/8"	2.34	1.50	0.75	0.12	7.69
30-209	5/8" x 1/2"	2.45	1.45	0.87	0.16	6.71
30-214	5/8" x 3/4"	2.45	1.45	1.06	0.18	7.98
30-215 *	3/4" x 1/2"	2.45	1.45	0.87	0.21	8.24
30-210 *	3/4" x 3/4"	2.45	1.45	1.06	0.20	7.72
30-238	1" x 3/4"	2.93	1.50	1.25	0.43	28.65
30-239	1" x 1"	3.11	1.50	1.37	0.49	31.44

• See page 35 for Stainless

301 P990A HLM 100B-1 KA-MB 272 29PO 725 625 BPN 941 30182

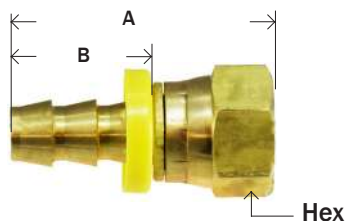
MALE SWIVEL



Part #	Hose I.D. x Male NPTF	A	B	Hex	Approx. Wt. Lbs.	List Price
30-422	1/4" x 1/8"	2.07	0.87	0.56	0.06	6.10
30-385	1/4" x 1/4"	2.02	0.87	0.56	0.06	5.54
30-423	3/8" x 1/8"	2.12	0.97	0.56	0.07	5.88
30-386	3/8" x 1/4"	2.12	0.97	0.56	0.08	6.39
30-387	3/8" x 3/8"	2.12	0.97	0.68	0.08	7.16
30-388	1/2" x 3/8"	2.12	0.97	0.68	0.10	6.70
30-389	1/2" x 1/2"	2.33	0.97	0.87	0.14	9.17
30-424	5/8" x 1/2"	2.80	1.45	0.88	0.18	12.72
30-390	3/4" x 3/4"	2.80	1.45	1.06	0.24	11.13

921 HMS 285 31382

FEMALE GASKET SEAL SWIVEL - NPSM




Part #	Hose I.D. x Gasket Swivel (NPSM)	A	B	Hex	Approx. Wt. Lbs.	List Price
30-359	1/4" x 1/8"	1.39	0.77	0.50	0.03	14.98
30-358	1/4" x 1/4"	1.47	0.82	0.68	0.06	6.69
30-360	3/8" x 1/4"	1.61	1.00	0.68	0.06	6.26
30-361	3/8" x 3/8"	1.77	0.97	0.81	0.08	9.99
30-362	3/8" x 1/2"	1.80	0.92	0.93	0.09	15.75
30-363	1/2" x 1/2"	1.90	1.02	0.93	0.11	12.64
30-366	3/4" x 3/4"	2.36	1.55	1.18	0.32	25.27

280

• Not recommend for water due to fiber gasket - for air service only.

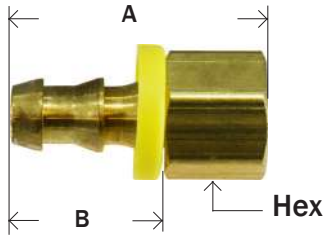
HOSE SPLICER



Part #	Hose I.D.	A	Approx. Wt. Lbs.	List Price
30-300	1/4"	1.87	0.04	1.78
30-305	5/16"	1.80	0.04	2.94
30-301	3/8"	2.00	0.06	2.21
30-302	1/2"	2.01	0.08	3.36
30-303	5/8"	3.03	0.14	7.71
30-304	3/4"	3.03	0.14	8.08
30-306	1"	3.21	0.28	22.28

BPM 696 29SPO 296 915 729 100B-Y KA-RM MHL 296 38282

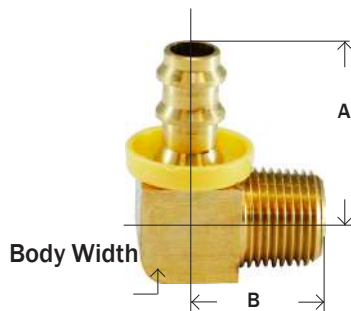
RIGID FEMALE ADAPTER



Part #	Hose I.D. x Female NPTF	A	B	Hex	Approx. Wt. Lbs.	List Price
30-220	1/4" x 1/8"	1.35	0.87	0.50	0.02	2.56
30-221	1/4" x 1/4"	1.51	0.87	0.62	0.06	2.20
30-384	1/4" x 3/8"	1.51	0.77	0.75	0.06	7.78
30-391	5/16" x 1/8"	1.32	0.77	0.50	0.03	6.70
30-222	5/16" x 1/4"	1.51	0.87	0.62	0.06	4.01
30-393	3/8" x 1/8"	1.47	0.92	0.56	0.06	7.93
30-224	3/8" x 1/4"	1.61	0.97	0.62	0.06	2.54
30-225	3/8" x 3/8"	1.63	0.97	0.75	0.06	3.62
30-394	3/8" x 1/2"	1.66	0.92	0.93	0.12	8.54
30-397	3/8" x 3/4"	1.97	0.97	1.18	0.20	20.90
30-223	1/2" x 1/4"	1.76	1.02	0.68	0.08	12.56
30-226	1/2" x 3/8"	1.63	0.97	0.75	0.08	4.12
30-227	1/2" x 1/2"	1.77	0.97	0.93	0.14	7.06
30-396	1/2" x 3/4"	2.07	1.02	1.18	0.20	17.62
30-398	5/8" x 3/8"	2.24	1.55	0.75	0.10	10.85
30-229	5/8" x 1/2"	2.24	1.48	0.93	0.11	9.09
30-399	3/4" x 1/2"	2.24	1.50	0.93	0.14	12.22
30-395	3/4" x 3/4"	2.55	1.50	1.18	0.24	16.68
30-400	1" x 3/4"	2.55	1.55	1.18	0.25	24.30
30-402	1" x 1"	2.68	1.55	1.43	0.37	30.49

30282 29FPO HLF 626 274 726 940

MALE ELBOW



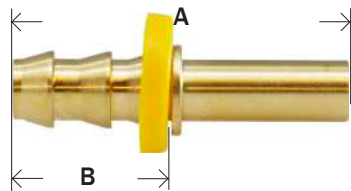
Part #	Hose I.D. x Male NPTF	A	B	Body Width	Approx. Wt. Lbs.	List Price
30-372	1/4" x 1/8"	0.98	0.75	0.50	0.04	8.16
30-373	1/4" x 1/4"	1.04	0.95	0.56	0.06	7.86
30-374	5/16" x 1/8"	1.02	0.94	0.50	0.06	20.38
30-375	5/16" x 1/4"	1.09	0.94	0.56	0.08	10.53
30-370	3/8" x 1/8"	1.11	0.75	0.50	0.10	5.67
30-371	3/8" x 1/4"	1.13	0.90	0.56	0.10	5.28
30-376	3/8" x 3/8"	1.21	0.92	0.70	0.12	5.88
30-377	3/8" x 1/2"	1.30	1.19	0.87	0.22	20.69
30-382	1/2" x 3/8"	1.32	1.02	0.70	0.13	14.02
30-378	1/2" x 1/2"	1.50	1.19	0.87	0.22	12.77
30-379	5/8" x 1/2"	1.98	1.19	0.87	0.26	17.53
30-383	3/4" x 1/2"	2.15	1.24	0.87	0.25	35.35
30-381	3/4" x 3/4"	2.07	1.28	1.06	0.34	17.25

100-C 29EPO 273

PUSH ON HOSE BARB

BRASS FITTINGS

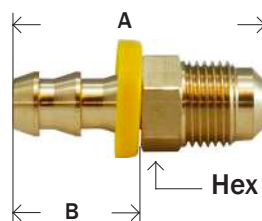
RIGID TUBE ADAPTER



Part #	Hose I.D. x O.D Tube	A	B	Approx. Wt. Lbs.	List Price
30-290	1/4" x 3/16"	1.68	0.77	0.04	7.46
30-291	1/4" x 1/4"	1.88	0.77	0.04	2.05
30-292	1/4" x 5/16"	1.88	0.77	0.04	7.61
30-293	5/16" x 5/16"	1.91	0.79	0.04	4.59
30-294	3/8" x 3/8"	2.03	0.92	0.06	3.55
30-426	3/8" x 1/2"	1.81	0.97	0.04	5.15
30-297	1/2" x 1/2"	2.13	1.02	0.06	7.51
30-298	5/8" x 5/8"	2.61	1.50	0.10	11.75
30-299	3/4" x 3/4"	2.61	1.50	0.25	13.86

294 100B-X KA-RL 303 732 694

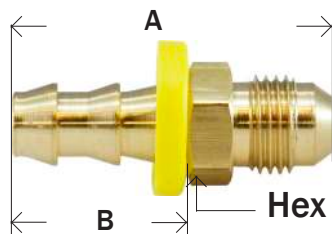
MALE SAE FLARE ADAPTER



Part #	Hose I.D. x 45° Male Flare	UNF Thread	A	B	Hex	Approx. Wt. Lbs.	List Price
30-240	1/4" x 1/4"	7/16-20	1.45	0.75	0.43	0.04	4.41
30-241	1/4" x 5/16"	1/2-20	1.59	0.84	0.50	0.04	5.20
30-249	5/16" x 5/16"	1/2-20	1.60	0.80	0.50	0.06	4.12
30-271	3/8" x 5/16"	1/2-20	1.64	0.86	0.50	0.08	3.96
30-243	3/8" x 3/8"	5/8-18	1.83	0.92	0.62	0.08	4.41
30-245	1/2" x 1/2"	3/4-16	1.98	1.02	0.875	0.10	10.86
30-246	5/8" x 5/8"	7/8-14	2.73	1.50	0.87	0.19	13.29
30-247	3/4" x 3/4"	1-1/16-14	2.98	1.50	1.06	0.32	20.87


100B-3 KA-MS 727 945 682 302 282

37° MALE JIC FLARE ADAPTER



Part #	Hose I.D. x Male JIC	UNF Thread	A	B	Hex	Approx. Wt. Lbs.	List Price
32-900	1/4" x 1/4"	7/16-20	1.57	0.84	0.50	0.04	5.26
32-901	1/4" x 5/16"	1/2-20	1.60	0.83	0.56	0.04	6.18
32-906	1/4" x 3/8"	9/16-18	1.63	0.77	0.62	0.05	8.70
32-902	3/8" x 3/8"	9/16-18	1.78	0.97	0.62	0.06	8.27
32-903	1/2" x 1/2"	3/4-16	1.97	0.97	0.75	0.10	13.80
32-907	5/8" x 5/8"	7/8-14	2.62	1.50	0.93	0.19	15.00
32-905	3/4" x 3/4"	1-1/16-12	2.79	1.50	1.12	0.29	19.79

SAE/JIC DUAL 45°/37° FEMALE SWIVEL




Part #	Hose I.D. x Dual Seat	UNF Thread	A	B	Hex	Approx. Wt. Lbs.	List Price
30-230 *	1/4" x 1/4"	7/16-20	1.53	0.87	0.56	0.06	2.44
30-231	1/4" x 5/16"	1/2-20	1.53	0.87	0.62	0.04	3.87
30-232	5/16" x 5/16"	1/2-20	1.56	0.87	0.62	0.04	4.02
30-427	3/8" x 5/16"	1/2-20	1.74	0.87	0.62	0.06	11.34
30-233	3/8" x 1/2"	3/4-16	1.79	0.97	0.87	0.10	4.99
30-234 *	1/2" x 1/2"	3/4-16	1.77	0.97	0.87	0.10	4.80
30-235	1/2" x 5/8"	7/8-14	1.84	0.97	1.00	0.12	7.55
30-236	5/8" x 1/2"	3/4-16	2.27	1.45	0.87	0.18	8.62
30-237	5/8" x 5/8"	7/8-14	2.33	1.45	1.00	0.14	8.55
30-428	3/4" x 5/8"	7/8-14	2.33	1.45	1.00	0.20	11.56

* See page 35 for stainless

29FDS 287 HDF 309 735 690 P990-K 305 935/934


45° SAE FLARE FEMALE SWIVEL



Part #	Hose I.D. x 45° Female Flare	UNF Thread	A	B	Hex	Approx. Wt. Lbs.	List Price
30-250	1/4" x 1/4"	7/16-20	1.54	0.87	0.56	0.04	2.75
30-251	1/4" x 5/16"	1/2-20	1.57	0.87	0.62	0.04	4.35
30-253	1/4" x 3/8"	5/8-18	1.63	0.87	0.75	0.06	4.06
30-254	5/16" x 5/16"	1/2-20	1.58	0.87	0.68	0.06	17.80
30-260	5/16" x 3/8"	5/8-18	1.63	0.87	0.75	0.08	5.96
30-252	3/8" x 3/8"	5/8-18	1.73	0.97	0.75	0.10	3.96
30-257	3/8" x 1/2"	3/4-16	1.85	0.87	0.87	0.10	10.18
30-261	1/2" x 3/8"	5/8-18	1.92	1.05	0.75	0.10	8.08
30-255	1/2" x 1/2"	3/4-16	1.77	0.97	0.87	0.12	6.43
30-258	5/8" x 5/8"	7/8-14	2.35	1.45	1.00	0.14	11.92
30-259	3/4" x 3/4"	1-1/16-14	2.42	1.45	1.25	0.22	10.51

30882 728 P990-H 29AEPO 307 284 100S-4 KA-NS HSF 684 934

FEMALE 37° JIC FLARE SWIVEL

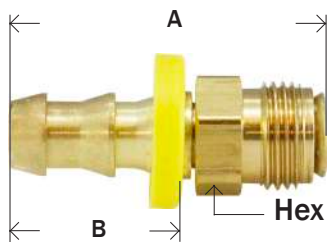


Part #	Hose I.D. x Female JIC	UNF Thread	A	B	Hex	Approx. Wt. Lbs.	List Price
30-265	1/4" x 1/4"	7/16-20	1.54	0.87	0.56	0.04	2.31
30-264	1/4" x 3/8"	9/16-18	1.57	0.87	0.68	0.06	4.48
30-270	5/16" x 3/8"	9/16-18	1.60	0.82	0.68	0.06	3.73
30-266 *	3/8" x 3/8"	9/16-18	1.70	0.97	0.68	0.08	3.64
30-267	1/2" x 1/2"	3/4-16	1.78	0.97	0.87	0.10	5.63
30-268	5/8" x 5/8"	7/8-14	2.33	1.45	1.00	0.14	7.32
30-269 *	3/4" x 3/4"	1-1/16-12	2.40	1.45	1.25	0.22	10.09
30-429	1" x 1"	1-5/16-12	2.60	1.45	1.50	0.39	27.59

* See page 35 for stainless

JF 944/934 29J1CPO HJF 688 738 288 100B-6 308 P990-F 30682 KA-NJ

INVERTED FLARE MALE SWIVEL



Part #	Hose I.D. x Male INV Flare	UNF Thread	A	B	Hex	Approx. Wt. Lbs.	List Price
30-275	1/4" x 3/16"	3/8-24	1.52	0.87	0.37	0.04	8.47
30-276	1/4" x 1/4"	7/16-24	1.56	0.87	0.43	0.04	4.11
30-277	1/4" x 5/16"	1/2-20	1.62	0.87	0.50	0.04	4.49
30-280	5/16" x 5/16"	1/2-20	1.62	0.87	0.50	0.06	7.44
30-283	5/16" x 3/8"	5/8-18	1.63	0.87	0.62	0.06	8.90
30-284	3/8" x 5/16"	1/2-20	1.72	0.97	0.50	0.06	6.63
30-279	3/8" x 3/8"	5/8-18	1.76	0.97	0.62	0.06	5.18
30-282	1/2" x 1/2"	3/4-18	1.84	0.97	0.75	0.10	10.20
30-286	5/8" x 5/8"	7/8-18	2.50	1.57	0.87	0.14	21.77

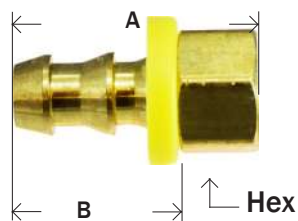
290 100B-B KA-MF 1MS 947

He who enjoys doing and enjoys what he has done is happy. — Johann Wolfgang Von Goethe

PUSH ON HOSE BARB

BRASS FITTINGS


INVERTED FLARE FEMALE ADAPTER



Part #	Hose I.D. x Female INV Flare	A	B	Hex	Approx. Wt. Lbs.	List Price
30-310	1/4" x 3/16"	1.12	0.84	0.50	0.02	8.05
30-311	1/4" x 1/4"	1.14	0.84	0.56	0.02	5.45
30-312	1/4" x 5/16"	1.18	0.82	0.62	0.02	9.25
30-316	5/16" x 5/16"	1.25	0.81	0.62	0.04	7.26
30-313	3/8" x 5/16"	1.32	0.87	0.62	0.04	9.41
30-314	3/8" x 3/8"	1.35	0.95	0.75	0.06	5.70
30-315	1/2" x 1/2"	1.73	1.04	0.87	0.12	23.51

306 100B-A KA-NG 292 P990-J 736 692 946


FEMALE BALLSEAT SWIVEL



Part #	Hose I.D. x Female NPSM	A	B	Hex	Approx. Wt. Lbs.	List Price
30-340	1/4" X 1/8"	1.39	0.85	0.50	0.06	11.29
30-341	1/4" X 1/4"	1.47	0.80	0.68	0.06	7.98
30-342	1/4" x 3/8"	1.40	0.77	0.68	0.09	8.44
30-343	3/8" X 1/4"	1.61	0.97	0.68	0.08	11.75
30-344	3/8" X 3/8"	1.75	0.95	0.81	0.10	10.86
30-430	3/8" x 1/2"	1.79	0.97	0.93	0.11	13.44
30-346	1/2" X 1/2"	1.88	1.09	0.93	0.12	16.13
30-345	1/2" x 3/4"	2.36	1.02	1.18	0.18	20.34
30-349	3/4" X 3/4"	2.36	1.55	1.18	0.22	22.83

628 278 295PO 731 NPSM

SAE/ JIC 37°/ 45° FEMALE SWIVEL 90° ZINC PLATED STEEL




Part #	Hose I.D. x Female 37°/45°	UNF Thread	A	B	Approx. Wt. Lbs.	List Price
30-480	1/4"	7/16-20	1.55	0.83	.064	39.00
30-482	3/8"	9/16-18	1.85	0.91	.095	36.60
30-483*	3/8"	5/8-18	1.98	0.85	.095	52.68
30-484	1/2"	3/4-16	2.33	1.09	.171	43.22
30-486	3/4"	1-1/16-12	3.26	1.81	.281	115.97

* SAE

If you can hold up your head and admit that you were in the wrong, then a wrong deed can benefit you. For to admit a wrong will not only increase the respect of those about you, it will increase your own self-respect.


- Dale Carnegie

316 STAINLESS STEEL MALE ADAPTERS




Part #	Hose I.D. x NPT	A	B	Hex	Approx. Wt. Lbs.	List Price
30-200SS	1/4" x 1/8"	1.42	0.77	0.44	0.027	9.99
30-201SS	1/4" x 1/4"	1.61	0.77	0.56	0.043	10.00
30-203SS	3/8" x 1/4"	1.76	0.92	0.56	0.053	11.20
30-204SS	3/8" x 3/8"	1.76	0.92	0.69	0.067	12.25
30-206SS	1/2" x 3/8"	1.86	1.02	0.69	0.071	12.41
30-207SS	1/2" x 1/2"	2.07	1.02	0.88	0.119	27.38
30-215SS	3/4" x 1/2"	2.55	1.50	0.88	0.20	31.30
30-210SS	3/4" x 3/4"	2.55	1.50	1.06	0.194	32.30

316 STAINLESS STEEL SAE/ JIC 45°/ 37° FEMALE SWIVEL



Part #	Hose I.D. x Female 45°/37°	A	B	Hex	Approx. Wt. Lbs.	List Price
30-230SS	1/4" x 1/4"	1.48	0.74	0.56	0.023	27.14
30-234SS	1/2" x 1/2"	1.93	1.03	0.88	0.04	50.50

316 STAINLESS STEEL FEMALE 37° JIC FLARE SWIVEL



Part #	Hose I.D. x Female 37°	A	B	Hex	Approx. Wt. Lbs.	List Price
30-266SS	3/8" x 3/8"	1.75	.92	0.68	0.065	35.90
30-269SS	3/4" x 3/4"	2.53	1.50	1.25	0.259	80.20

I've missed more than 9000 shots in my career. I've lost almost 300 games. 26 times, I've been trusted to take the game winning shot and missed. I've failed over and over and over again in my life. And that is why I succeed.

- Michael Jordan

GARDEN HOSE FITTINGS



• Temperature and Working Pressure Ranges

From +35°F to +100°F at 75 PSI maximum or the recommended working pressure of the garden hose. (Not to exceed 150 PSI.)

Note: All female connector ends should have a rubber washer inserted prior to usage.

FGH = Female Garden Hose threads
MGH = Male Garden Hose threads
 Male garden hose threads are all 3/4" with an outside diameter of 1.0625 and 11-1/2" threads per inch.



Male Garden Hose Profile



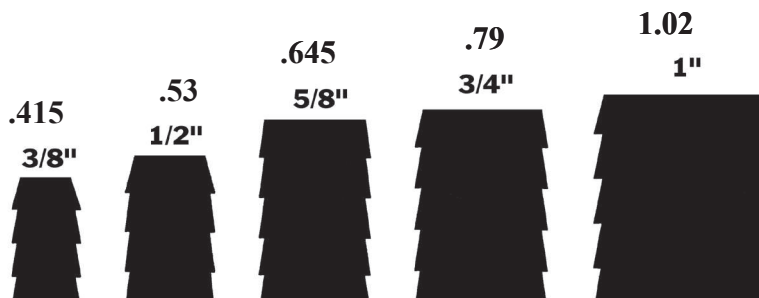
See Plastic section for Plastic Garden Hose Fittings



See page 158 for lead free Garden Hose

Washers included are #30150B black rubber washers.

Actual Profile of Garden Hose Barbs



SWIVEL - MGH X FGH

•WASHER INCLUDED

Internal Hex ↘




Part #	MGH X FGH	A	Hex	Approx. Wt. Lbs.	List Price
30-000**	3/4" x 3/4"	1.03	0.50*	0.26	6.06

* Internal Hex
 * Not a live swivel
 ** available in swivel crimp style

SWIVEL - FGH X FGH

•WASHER INCLUDED



Part #	FGH X FGH	A	Hex	Approx. Wt. Lbs.	List Price
30-011	3/4" x 3/4"	1.03	1.18 O.D.	0.24	5.24
30-012	No Swivel	1.08	1.19	0.24	9.52

HUS 91 203W GSU 101GHSV 22AS 506 FS66

SWIVEL - FGH X FEMALE PIPE

•WASHER INCLUDED



Part #	FGH x Female NPTF	A	Hex	Approx. Wt. Lbs.	List Price
30-001	3/4" x 1/2"	1.20	1.00	0.11	5.79
30-006	3/4" x 3/4"	1.11	1.12	0.11	5.55

S1 HSU11 91Z 197S 98GHSV 5AS 21517 502 FS65

RIGID - FGH X FEMALE PIPE

•WASHER INCLUDED



Part #	FGH x Female NPTF	A	Hex	Approx. Wt. Lbs.	List Price
30-016	3/4" x 1/8"	1.02	1.18	0.08	13.60
30-017	3/4" x 1/4"	0.65	1.12	0.07	4.60
30-018	3/4" x 3/8"	1.19	1.18	0.11	4.93

95GH 501

GARDEN HOSE

BRASS FITTINGS

RIGID - FGH X FEMALE PIPE




Part #	FGH x Female NPTF	A	Hex	Approx. Wt. Lbs.	List Price
30-078	3/4" x 1/2"	1.06	1.18	0.10	4.43
30-083	3/4" x 3/4"	1.06	1.18	0.12	5.52

FS67 198 HU11 21507 501 99GH 5A H15PP

SWIVEL - FGH X MALE PIPE

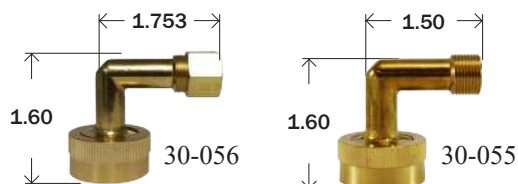
•WASHER INCLUDED



Part #	FGH x Male NPTF	A	Hex	Approx. Wt. Lbs.	List Price
30-047	3/4" x 1/4"	2.04	0.75	0.13	6.30
30-048	3/4" x 3/8"	2.06	0.75	0.14	5.36
30-049	3/4" x 1/2"	2.06	0.87	0.18	7.63

504 89GH W1 62H4 88GH W1


3/8" Comp 3/4" FGH DISHWASHER 90° ELBOW



Part #	3/4 Female Garden Hose Thread x 3/8 Compression	List Price
30-055	3/4" x 3/8" Body Only	9.68
30-056	3/4" x 3/8" w/ nut & sleeve	10.10

SWIVEL - FGH X MALE PIPE

•WASHER INCLUDED




30-183



* Crimp style

Part #	FGH x Male NPTF	A	Hex	Approx. Wt. Lbs.	List Price
30-181*	3/4" x 1/4"	1.43	1.18	0.13	5.67
30-184*	3/4" x 3/8"	1.43	1.18	0.15	5.27
30-183	3/4" x 1/2"	1.32	0.81	0.11	7.63
30-182*	3/4" x 3/4"	1.43	1.18	0.14	15.35

RIGID - FGH X MALE PIPE



30094

30088

30087


Part #	FGH x Male NPTF	A	Hex	Approx. Wt. Lbs.	List Price
30-087	3/4" x 3/8"	1.37	1.18	0.11	5.25
30-088	3/4" x 1/2" (1/2" SWT)**	1.06	1.18	0.09	6.77
30-093	3/4" x 3/4"	1.06	1.18	0.11	4.85
30-094	3/4" x 3/4" (1/2" FIP)	1.17	1.18	0.11	5.75
30-093L*	3/4" x 3/4"	1.22	1.18	0.14	14.59

* Long pattern

** 1/2 Swt = 5/8 O.D.

21505 503 83GH 20A HU21 199 H7


RIGID - MGH X FEMALE PIPE



Part #	MGH X Female NPTF	A	Hex	Approx. Wt. Lbs.	List Price
30-066	3/4" x 1/4"	1.10	1.06	0.09	5.69
30-067	3/4" x 3/8"	1.09	1.06	0.12	6.93
30-068	3/4" x 1/2"	0.81	1.06	0.10	3.57
30-073	3/4" x 3/4"	1.12	1.18	0.10	4.41

197 18R HU12 H11PP 18A 507 18H 81GH 21503 MF67

RIGID - MGH X MALE PIPE



Part #	MGH X Male NPTF	A	Hex	Approx. Wt. Lbs.	List Price
30-053	3/4" x 3/8"	1.25	1.06	0.10	3.92
30-058*	3/4" x 1/2"	1.31	1.06	0.12	4.20
30-063**	3/4" x 3/4" x 1/2"	1.31	1.06	0.13	4.90
30-063BE***	3/4" x 3/4"	1.31	1.06	0.15	6.92
30-063S	3/4" x 3/4" Short	1.10	1.06	0.10	4.64
30-064	3/4" x 1"	1.88	1.37	0.35	12.52

No Tap

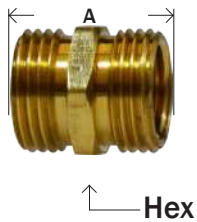
19R 196 H530 21501 508 HU22 514 71GH 19A

* (1/2 Swt = 5/8 O.D.)

** (Tapped 1/2 FIP)

*** (Tapped 1/2 FIP Both ends)

RIGID - MGH X MGH

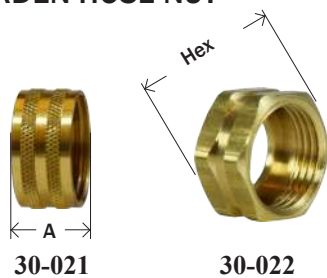


Part #	MGH X MGH	A	Hex	Approx. Wt. Lbs.	List Price
30-098	3/4" x 3/4" (1/2" FIP)	1.22	1.06	0.13	4.88
30-099	3/4" x 3/4"	1.38	1.06		5.04
30-100*	1" x 3/4"	1.31	1.37	0.21	7.66

* 1-11-1/2

21500 509 75GH 23A H8 19R

GARDEN HOSE NUT



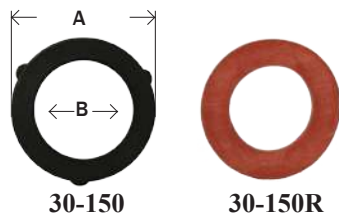
Part #	Size	A	Hex	Approx. Wt. Lbs.	List Price
30-021	Knurled	0.61	1.37 O.D.	0.08	3.24
30-022	Hex Nut	0.62	1.18	0.08	3.90

94GH GHN1 HNR 21514

GARDEN HOSE

BRASS FITTINGS

GARDEN HOSE WASHERS




Part #	Size	A	B	Thickness	Approx. Wt. Lbs.	List Price
30-150	black*	0.98	0.68	0.13	0.01	0.22
30-150R	red	1.00	0.68	0.13	0.01	0.19
30-150B	black rubber	1.00	0.68	0.13	0.01	0.28
30-151	1"	1.27	0.86	0.16	0.01	0.53

GHW 901GH

* plasticized rubber

GARDEN HOSE FILTER WASHER




• 300 Series Stainless Steel Screen

Part #	Size	A	B	Approx. Wt. Lbs.	List Price
30-180	30 Mesh	0.52	1.00	0.02	1.03
30-180F	60 Mesh	0.52	1.00	0.02	1.12

LA662

GARDEN HOSE CAP




Part #	Size	A	Approx. Wt. Lbs.	List Price
30-103	3/4" Die Cast	0.58	0.04	1.79
30-103B	3/4" Barstock	0.60	0.048	5.04

513 96GH GHN5 HC1 LA215 21518 200-W

• Garden hose washers sold separately

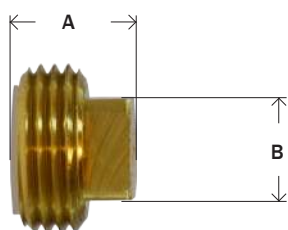
GARDEN HOSE CAP WITH CHAIN



Part #	Size	A	Approx. Wt. Lbs.	List Price
30-142	3/4" w/ 12" Chain	0.58	0.06	8.17

* Zinc die cast

GARDEN HOSE PLUG



Part #	Size	A	B	Approx. Wt. Lbs.	List Price
30-026	3/4"	0.69	0.61	0.12	9.51

HOSE MENDERS - SOLID BARB X BARB




Part #	Hose I.D. x Hose I.D.	A	B	O.D.	Approx. Wt. Lbs.	List Price
32-096	1/2"	2.00	0.96	0.62	0.06	2.22
32-097	5/8"	2.05	0.96	0.75	0.08	3.00
32-098	3/4"	2.50	1.15	0.87	0.10	5.22
32-099	1"	3.00	1.44	1.02	0.23	9.94

QUICK DISCONNECT GARDEN HOSE COUPLERS

•WASHER INCLUDED


- Unvalved construction allows maximum Flow
- 150 PSI
- NBR Seals



Part #	Size	A	Approx. Wt. Lbs.	List Price
30-450	Complete	1.70	0.24	17.09
30-451	Female end	1.14	0.12	9.58
30-452	Male end	1.26	0.12	4.19
30-149	Recessed Washer	1.02	0.01	

LA73C

MALE FLARE X FGH RIGID




Part #	Male Flare x FGH	A	Hex	Approx. Wt. Lbs.	List Price
30-123	3/8" x 3/4"	1.31	1.18	0.10	8.65
30-128	1/2" x 3/4"	1.38	1.18	0.12	7.81
30-133	5/8" x 3/4"	1.53	1.18	0.14	12.91

190 46WH HFU21

MALE FLARE x FGH SWIVEL

•WASHER INCLUDED



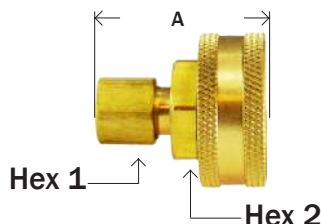
Part #	Male Flare x FGH	A	Hex	Approx. Wt. Lbs.	List Price
30-052	1/4" x 3/4"	1.24	0.75	0.10	5.48
30-138	3/8" x 3/4"	1.25	0.25*	0.12	23.43
30-139	1/2" x 3/4"	1.49	0.81	0.14	9.32

* Internal Hex

50GHSV 51GHSV W1 68H 191

COMPRESSION X FGH

•WASHER INCLUDED



Part #	Compression x FGH	A	Hex 1	Hex 2	Approx. Wt. Lbs.	List Price
30-050	1/4" x 3/4"	1.02	0.50	0.75	0.09	8.63
30-051	3/8" x 3/4"	1.04	0.62	0.75	0.12	8.10

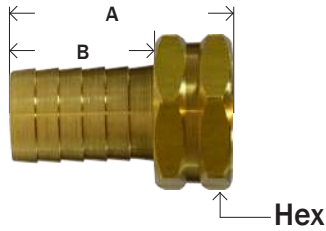
GARDEN HOSE

BRASS/STAINLESS FITTINGS

BARSTOCK BRASS GARDEN HOSE COUPLINGS

FEMALE SWIVEL ONLY

•WASHER INCLUDED



BRASS

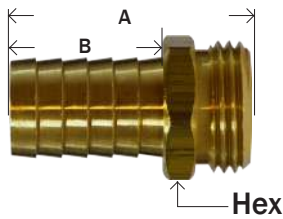
Part #	Hose Barb x FGH	A	B	Hex	Approx. Wt. Lbs.	List Price
30-031	3/8" x 3/4"	1.82	1.19	1.18	0.11	4.87
30-032	1/2" x 3/4"	1.82	1.19	1.18	0.12	4.83
30-033	5/8" x 3/4"	1.82	1.19	1.18	0.13	5.16
30-034	3/4" x 3/4"	1.82	1.19	1.18	0.15	5.60
30-044	1" x 3/4"	2.10	1.19	1.18	0.18	8.01
30-035	1" x 1"	2.28	1.47	1.50	0.18	15.66



STAINLESS STEEL 316

30-032SS	1/2" x 3/4"	1.82	1.19	1.18	0.12	27.41
30-033SS	5/8" x 3/4"	1.82	1.19	1.18	0.13	27.41
30-034SS	3/4" x 3/4"	1.82	1.19	1.18	0.15	31.94

MALE END ONLY



BRASS

Part #	Hose Barb x MGH	A	B	Hex	Approx. Wt. Lbs.	List Price
30-039	3/8" x 3/4"	1.88	1.19	1.06	0.12	4.42
30-040	1/2" x 3/4"	1.88	1.19	1.06	0.12	3.97
30-041	5/8" x 3/4"	1.88	1.19	1.06	0.12	4.38
30-042	3/4" x 3/4"	1.88	1.19	1.06	0.13	4.29
30-045	1" x 3/4"	1.94	1.19	1.06	0.21	6.41
30-043	1" x 1"	2.34	1.47	1.37	0.26	15.00



STAINLESS STEEL 316

30-040SS	1/2" x 3/4"	1.88	1.19	1.06	0.12	22.91
30-041SS	5/8" x 3/4"	1.88	1.19	1.06	0.12	22.91
30-042SS	3/4" x 3/4"	1.88	1.19	1.06	0.13	26.36

GARDEN HOSE COUPLING

•WASHER INCLUDED



BRASS

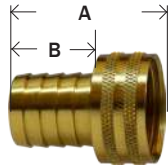
Part #	Hose Barb	List Price
30-025	3/8"	9.19
30-027	1/2"	10.16
30-028	5/8"	10.76
30-029	3/4"	9.91
30-046	1"(3/4" threads)	30.06
30-030	1"	30.49



STAINLESS STEEL 316

30-027SS	1/2"	55.34
30-028SS	5/8"	55.34
30-029SS	3/4"	59.21

FEMALE SWIVEL ONLY - Short Shank Knurled Nut



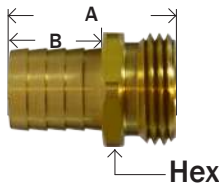
Part #	Hose Barb x FGH	A	B	Approx. Wt. Lbs.	List Price
30-466	1/2" x 3/4"	1.50	0.88	0.08	5.68
30-467	5/8" x 3/4"	1.50	0.88	0.09	4.69
30-468	3/4" x 3/4"	1.47	0.88	0.10	4.80

FEMALE END ONLY - Short Shank w/ hex



Part #	Hose x FGH	A	B	Hex	Approx. Wt. Lbs.	List Price
30-453	1/2" x 3/4"	1.63	1.00	1.18	0.11	4.40
30-454	5/8" x 3/4"	1.63	1.00	1.18	0.11	4.60
30-455	3/4" x 3/4"	1.63	1.00	1.18	0.13	5.07

MALE END ONLY - Short Shank



Part #	Hose Barb x MGH	A	B	Hex	Approx. Wt. Lbs.	List Price
30-471	1/2" x 3/4"	1.55	0.88	1.06	0.11	5.65
30-472	5/8" x 3/4"	1.56	0.88	1.06	0.12	5.08
30-473	3/4" x 3/4"	1.56	0.88	1.06	0.13	5.56

GARDEN HOSE COUPLING SETS - Short Shank with Knurled Nut



Part #	Hose Barb	List Price
30-461	1/2"	10.68
30-462	5/8"	10.68
30-463	3/4"	10.89

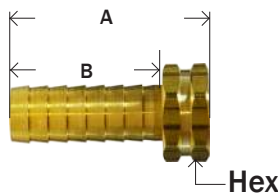
GARDEN HOSE COUPLING SETS - Short Shank w/ hex nut



Part #	Hose Barb	List Price
30-457	1/2"	9.26
30-458	5/8"	9.26
30-459	3/4"	9.90

FEMALE SWIVEL ONLY - 2" SHANK

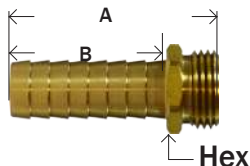
•WASHER INCLUDED



Part #	Hose Barb x FGH	A	B	Hex	Approx. Wt. Lbs.	List Price
30-505	1/2" x 3/4"	2.55	2.04	1.18	0.13	6.58
30-506	5/8" x 3/4"	2.56	2.04	1.18	0.16	7.62
30-507	3/4" x 3/4"	2.67	2.04	1.18	0.17	6.18
30-508	1" x 1"	2.84	2.03	1.43	0.29	10.39

GHFL 594

MALE END ONLY - 2" SHANK



Part #	Hose Barb x MGH	A	B	Hex	Approx. Wt. Lbs.	List Price
30-510	1/2" x 3/4"	2.72	2.04	1.06	0.16	7.44
30-511	5/8" x 3/4"	2.72	2.04	1.06	0.17	11.56
30-512	3/4" x 3/4"	2.72	2.04	1.06	0.20	6.82
30-513	1" x 1"	2.90	2.03	1.37	0.28	11.33

GHML 593

GARDEN HOSE COUPLING SETS - 2" SHANK

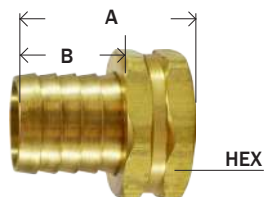


Part #	Hose x FGH	List Price
30-516	1/2"	13.64
30-517	5/8"	13.64
30-518	3/4"	17.01
30-519	1"	49.63

NPSM GARDEN HOSE

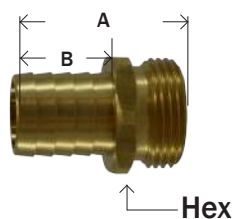
BRASS FITTINGS

NPSM FEMALE SHORT SHANK



Part #	Hose ID	NPSM Thread	A	B	Hex	List Price
30-545	1/2	3/4"	1.45	0.88	1.18	4.62
30-546	5/8	3/4"	1.47	0.88	1.18	5.73
30-547	3/4	3/4"	1.47	0.88	1.18	5.67
30-548	1	1"	1.50	1.00	1.50	11.24

NPSM MALE SHORT SHANK



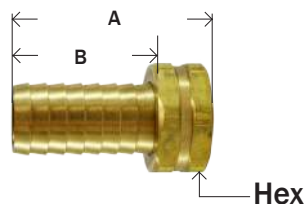
Part #	Hose ID	NPSM Thread	A	B	Hex	List Price
30-550	1/2	3/4"	1.56	0.88	1.06	4.88
30-551	5/8	3/4"	1.56	0.88	1.06	4.55
30-552	3/4	3/4"	1.56	0.88	1.06	5.22
30-553	1	1"	1.77	0.98	1.30	9.64

NPSM SHORT SHANK SETS



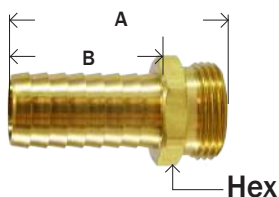
Part #	Size	List Price
30-540	1/2"	9.11
30-541	5/8"	9.31
30-542	3/4"	9.50
30-543	1"	19.60

NPSM FEMALE LONG SHANK



Part #	Hose ID	NPSM Thread	A	B	Hex	List Price
30-565	1/2	1/2"	2.09	1.50	0.94	3.97
30-566	5/8	3/4"	2.09	1.50	1.18	6.67
30-567	3/4	3/4"	2.09	1.50	1.18	6.11
30-568	1	1"	2.12	1.53	1.50	17.64

NPSM MALE LONG SHANK



Part #	Hose ID	NPSM Thread	A	B	Hex	List Price
30-570	1/2	1/2"	2.18	1.50	0.87	4.52
30-571	5/8	3/4"	2.18	1.50	1.06	6.13
30-572	3/4	3/4"	2.18	1.50	1.06	6.45
30-573	1	1"	2.32	1.53	1.30	13.66

NPSM LONG SHANK SETS




Part #	Size	List Price
30-560	1/2"	8.58
30-561	5/8"	12.61
30-562	3/4"	12.74
30-563	1"	29.04

WROUGHT BRASS

WROUGHT BRASS - Female end only


•WASHER INCLUDED



Part #	Hose Barb x FGH	A	B	Approx. Wt. Lbs.	List Price
30-526	5/8" x 3/4"	1.58	0.91	0.05	4.66
30-527	3/4" x 3/4"	1.50	0.84	0.06	4.68

85L

WROUGHT BRASS COUPLINGS - Male end only



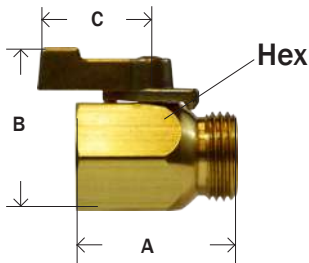
Part #	Hose Barb x MGH	A	B	Approx. Wt. Lbs.	List Price
30-530	1/2" x 3/4"	1.50	0.88	0.02	4.49

85M

GARDEN HOSE VALVES

ONE WAY BRASS BALL VALVE - FGH x MGH

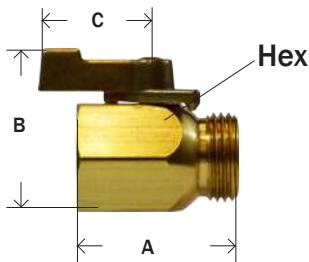
• 500 PSI • 180°F



Part #	FGH x MGH	A	B	C	Hex	Approx. Wt. Lbs.	List Price
30-161	3/4" x 3/4"	1.87	1.89	1.31	1.06	0.42	58.53

ONE WAY BRASS BALL VALVE - Female Pipe x MGH

• 500 PSI • 180°F



Part #	Female NPTF x MGH	A	B	C	Hex	Approx. Wt. Lbs.	List Price
30-162	3/4" x 3/4"	1.55	1.89	1.31	1.06	0.42	61.72

ZINC ALLOY HOSE SHUT-OFF W/ ONE LEVER



Part #	FGH x MGH	A	Approx. Wt. Lbs.	List Price
30-631	3/4" x 3/4"	1.67	0.08	4.60

GARDEN HOSE VALVES

BRASS FITTINGS

PLASTIC GARDEN HOSE VALVE • CYCOLAC BODY & BALL




Part #	FGH x MGH	A	Hex	Approx. Wt. Lbs.	List Price
30-163	3/4" x 3/4"	1.75	1.25	0.04	6.58

LA450C

CAST BRASS HOSE - "Y" CONNECTOR


•WASHER INCLUDED



Part #	Size	A	B	Approx. Wt. Lbs.	List Price
30-140	3/4"	1.40	0.67	0.22	11.39

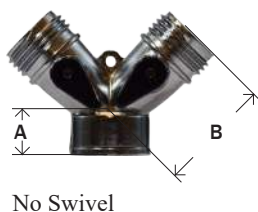
86Y 21A

PLASTIC, NON-CORROSIVE, 2-WAY HOSE SHUT-OFF "Y"



Part #	Size	A	B	Approx. Wt. Lbs.	List Price
30-160	3/4"	0.74	1.87	0.08	3.48

"Y" SHAPE ZINC ALLOY CONNECTOR W/ TWO LEVERS



Part #	Size	A	B	Approx. Wt. Lbs.	List Price
30-626	3/4"	0.60	1.66	0.10	9.20

"Y" SHAPE BRASS CONNECTOR W/ 2-WAY SHUT OFF



• Brass Levers

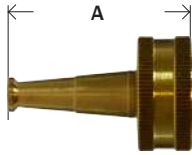
Part #	Size	Description	Approx. Wt. Lbs.	List Price
30-627	3/4"	3/4 Double Y valve, swivel inlet	0.56	54.69

ZINC ALLOY SWIVEL HOSE CONNECTOR




Part #	Size	A	B	Approx. Wt. Lbs.	List Price
30-629	3/4"	1.31	1.50	0.08	4.68

2-1/2" BRASS NOZZLE




Part #	Size	A	Approx. Wt. Lbs.	List Price
30-637	3/4"	2.50	0.14	7.36

3" CROSSED PATTERN BRASS NOZZLE



Part #	Size	A	Approx. Wt. Lbs.	List Price
30-640	3/4"	2.89	0.25	10.46

4" CROSSED PATTERN BRASS NOZZLE



Part #	Size	A	Approx. Wt. Lbs.	List Price
30-638	3/4"	3.80	0.50	13.89

5-1/2

Adjustable Spray

Part #	Size	Zinc Alloy spray nozzle with insulated handle soft grip and front thread protector	List Price
30-600	5-1/2"		17.84

4-1/4

Lead Free

Part #	Size	Zinc Alloy spray nozzle	List Price
30-620	4-1/4"		6.90

5-1/4

Lead Free Adjustable Spray

Part #	Size	Zinc Alloy spray nozzle with easily adjustable brass head and plastic grip	List Price
30-609	5-1/4"		18.76

4-1/2

Plastic spray nozzle

Part #	Size	Plastic spray nozzle	List Price
30-630	4-1/2"		3.51

SAE 45° FLARE



Tube O.D.	1/8	3/16	1/4	5/16	3/8	7/16	1/2	5/8	3/4
Thread Size-B	5/16-24	3/8-24	7/16-20	1/2-20	5/8-18	11/16-16	3/4-16	7/8-14	1-1/16-14

•Typical Application

LP and natural gas, flammable liquids, instrumentation, refrigeration, power steering, hydraulic and pneumatic systems.

•Working Pressure Ranges

Temperature and type of tubing used are important factors. However, the following table is a good guide for proper selection. Temperature 73°F with copper tubing:

PSI	Tube O.D. (in.)	Tube Wall (in.)
2800	1/8	.030
1900	3/16	.030
1400	1/4	.030
1200	5/16	.032
1000	3/8	.032
750	1/2	.032
650	5/8	.035
550	3/4	.035
450	7/8	.035

•Vibration

Good resistance - use long nut when greater vibration resistance is required.

•Temperature Range

-65°F to +250°F (-53°C to +121°C) range at maximum operating pressures.

•Used With

Copper, brass, aluminum and steel hydraulic tubing that can be flared.

•Tolerance

+/- .03 on all dimensions. Dimension data can change without notice. Please call us when dimensions are critical.

•Conformance

Meets specifications and standards of ASA, ASME, SAE and MS (Military standards).

Assembly Instructions

- 1- Cut tubing to desired length. Make sure all burrs are removed and ends are cut square.
- 2- Slide nut on tube. Threaded end "A" of nut must face out.
- 3- Flare end of tube with a 45° flaring tool.
 - a- Measure flare diameter.
 - b- Examine flare for excessive thin out.
- 4- Lubricate threads and assemble to fitting body. Nut should be turned hand tight.
- 5- Tighten assembly with wrench until a solid feeling is encountered. From that point, apply a one-sixth turn.

Note: Do not over-torque as it may damage the fitting or split the tubing at the flare.



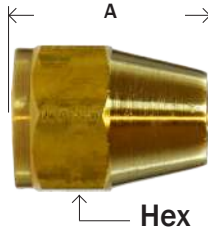
• See Lead Free Flare Fittings page 159

Actual O.D. of Flare Fittings



SHORT ROD NUT

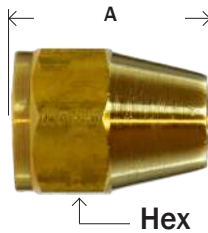
SAE# 010110



Part #	Thread Size UNF	Thread	A	Hex	Approx. Wt. Lbs.	List Price
10-013	1/8"	5/16-24	0.50	0.37	0.01	2.09
10-014	3/16"	3/8-24	0.62	0.43	0.02	1.05
10-015	1/4"	7/16-20	0.75	0.56	0.03	1.47
10-015L	1/4"	7/16-20	0.75	0.50	0.03	0.95
10-016	5/16"	1/2-20	0.88	0.62	0.04	2.41
10-017L	3/8"	5/8-18	0.77	0.75	0.05	1.60
10-017	3/8"	5/8-18	1.00	0.75	0.04	2.42
10-018	7/16"	11/16-16	1.06	0.81	0.06	9.27
10-019L	1/2"	3/4-16	0.93	0.87	0.06	1.95
10-019	1/2"	3/4-16	1.12	0.87	0.09	3.18
10-020L	5/8"	7/8-14	1.08	1.00	0.10	3.43
10-020	5/8"	7/8-14	1.31	1.06	0.15	8.85
10-021	3/4"	1-1/16-14	1.50	1.25	0.24	7.79
10-022	7/8"	1-1/4-12	1.62	1.50	0.36	16.45
10-026	1"	1-3/8-12	1.81	1.62	0.44	23.07

20910 41FS 1110 N1 41FX 441S 'L'


REDUCING SHORT ROD NUT



Part #	Thread Size UNF	A	Hex	Approx. Wt. Lbs.	List Price
10-023	3/8" x 1/4"	0.74	0.81	0.06	11.78
10-024	1/2" x 3/8"	0.86	0.94	0.10	12.80
10-025	5/8" x 1/2"	0.99	1.06	0.12	16.49

LONG ROD NUT

SAE# 010111

**NEW**

Part #	Thread Size UNF	A	Hex	Approx. Wt. Lbs.	List Price
10-001	1/8"	0.75	0.37	0.01	6.75
10-002	3/16"	0.81	0.43	0.02	2.60
10-003L	1/4"	0.98	0.55	0.03	1.56
10-003	1/4"	0.94	0.56	0.03	2.36
10-004	5/16"	1.12	0.62	0.04	4.50
10-005	3/8"	1.31	0.75	0.06	4.09
10-006	1/2"	1.62	0.87	0.12	6.85
10-007	5/8"	1.88	1.06	0.20	10.70
10-008	3/4"	2.19	1.25	0.34	51.60

41FL N2 241 441 41

**"L" means light pattern.**


-These fittings are completely interchangeable with full pattern fittings, but have been modified in some way. This modification is usually in the length of the pipe threads. Used in plumbing and light industrial applications.

SAE 45° FLARE

BRASS FITTINGS

LONG FORGED NUT

SAE# 010167



Part #	Thread Size UNF	A	Hex	Approx. Wt. Lbs.	List Price
10-028	1/4"	0.94	0.62	0.05	4.43
10-030	3/8"	1.06	0.81	0.08	6.72
10-031	1/2"	1.19	0.94	0.12	7.14
10-032	5/8"	1.44	1.06	0.26	12.59
10-033	3/4"	1.75	1.31	0.35	16.70

41FF 39 N4 14FL 641

SHORT FORGED NUT


SAE# 010166



Part #	Thread Size UNF	A	Hex	Approx. Wt. Lbs.	List Price
10-038	3/16"	0.56	0.50	0.02	5.59
10-039	1/4"	0.60	0.62	0.04	1.70
10-040	5/16"	0.66	0.69	0.04	3.42
10-041	3/8"	0.70	0.81	0.06	2.39
10-042	1/2"	0.82	0.94	0.08	3.36
10-043	5/8"	0.95	1.06	0.12	5.41
10-044	3/4"	1.16	1.31	0.22	11.35
10-045	7/8"	1.18	1.38	0.30	14.67

14FS 41FFS 40 641-S 1116 NSA

EXTRA HEAVY SHORT FORGED NUT



Part #	Thread Size UNF	A	Hex	Approx. Wt. Lbs.	List Price
10-046	1/4"	0.63	0.75	0.04	3.48
10-047	3/8"	0.72	0.88	0.06	3.85
10-048	1/2"	0.88	1.00	0.08	4.70
10-049	5/8"	0.98	1.12	0.12	7.17

NSA


FORGED REDUCING NUT



Part #	Female Flare x OD	A	Hex	Approx. Wt. Lbs.	List Price
10-051	5/16" x 1/4"	0.66	0.75	0.06	13.07
10-052	3/8" x 1/4"	0.72	0.81	0.06	5.28
10-053	3/8" x 5/16"	0.72	0.81	0.08	4.98
10-054	1/2" x 3/8"	0.81	0.94	0.08	4.44
10-055	5/8" x 3/8"	0.96	1.12	0.15	12.88
10-056	5/8" x 1/2"	0.97	1.06	0.12	7.63
10-058	3/4" x 5/8"	1.17	1.31	0.30	17.65

NSR4 14FS 41FRS 40R 662-S

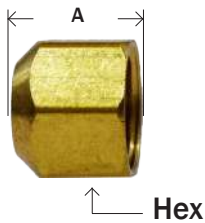
FLARED PLUG



Part #	Thread Size UNF	A	Hex	Approx. Wt. Lbs.	List Price
10-063	3/16"	0.59	0.50	0.02	5.15
10-064 *	1/4"	0.69	0.43	0.02	1.38
10-065 *	5/16"	0.78	0.50	0.04	2.99
10-066 *	3/8"	0.88	0.62	0.06	2.40
10-067	1/2"	1.06	0.75	0.10	4.00
10-068	5/8"	1.19	0.87	0.14	3.89
10-069	3/4"	1.32	1.06		17.19

* Available in Stainless Steel. Add SS to the part# 58 639F PF 57 P2 2229 439


FLARED CAP



Part #	Thread Size UNF	A	Hex	Approx. Wt. Lbs.	List Price
10-074	3/16"	0.47	0.50	0.02	3.52
10-075 *	1/4"	0.48	0.50	0.02	0.85
10-076	5/16"	0.62	0.62	0.04	2.68
10-077 *	3/8"	0.58	0.75	0.03	2.02
10-078	1/2"	0.69	0.81	0.14	1.97
10-079	5/8"	0.81	0.94	0.20	3.22
10-080	3/4"	1.17	1.37	0.30	11.42

* Available in Stainless Steel. Add SS to the part# 640F 41FC 56 N5 2129 54 440

FINGER TIGHTENING CAP



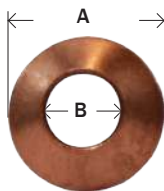
Part #	Thread Size UNF	A	Approx. Wt. Lbs.	List Price
10-081	1/4"	0.62	0.02	1.52

- Neoprene
- O-Ring Included

NFT5

COPPER GASKET

SAE# 010113



Part #	Size	A	B	Approx. Wt. Lbs.	List Price
10-084	3/16"	0.31	0.12	0.01	0.77
10-085	1/4"	0.36	0.19	0.01	0.40
10-086	5/16"	0.42	0.22	0.01	1.15
10-087	3/8"	0.55	0.28	0.01	0.83
10-088	1/2"	0.66	0.41	0.01	1.14
10-089	5/8"	0.77	0.50	0.01	1.47
10-090	3/4"	0.95	0.62	0.01	1.70


B2 2GF 6251 FG 157 59 46

SAE 45° FLARE

BRASS FITTINGS

COPPER BONNET

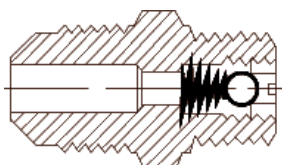

SAE# 010114



Part #	Size	A	B	Approx. Wt. Lbs.	List Price
10-094	3/16"	0.16	0.31	0.01	2.64
10-095	1/4"	0.22	0.36	0.01	2.26
10-097	3/8"	0.34	0.55	0.01	2.22
10-098	1/2"	0.41	0.66	0.01	3.03
10-099	5/8"	0.44	0.77	0.01	2.84
10-100	3/4"	0.56	0.95	0.01	6.71

B1 3GF 64C 57 156 FB 695 464

MALE BALL CHECK CONNECTOR




Part #	Male Flare x Male NPTF	A	Hex	Approx. Wt. Lbs.	List Price
10-131*	1/4" x 1/8"	1.06	0.43		32.58
10256WC	1/4" x 1/4"	1.24	0.6	0.04	2.94
10-133*	3/8" x 1/4"	1.31	0.62	0.08	28.79

43A

* Note: Ball & Spring position may be reversed to change flow/check position. Min working pressure 3 PSI.

UNION

SAE# 010101



Part #	Thread Size UNF	A	Hex	Approx. Wt. Lbs.	List Price
10-104	1/8"	0.91	0.31	0.02	7.58
10-105	3/16"	1.06	0.37	0.02	4.62
10-106L	1/4"	1.19	0.43	0.03	1.50
10-106 *	1/4"	1.19	0.43	0.03	2.69
10-107	5/16"	1.34	0.50	0.05	2.79
10-108L	3/8"	1.50	0.62	0.09	4.43
10-108 *	3/8"	1.50	0.62	0.09	3.11
10-109L	1/2"	1.67	0.75	0.12	6.04
10-109	1/2"	1.81	0.75	0.14	6.68
10-110L	5/8"	2.00	0.87	0.20	7.16
10-110	5/8"	2.12	0.87	0.20	6.69
10-111	3/4"	2.44	1.06	0.35	12.27
10-112	7/8"	2.72	1.25	0.52	48.18

* Available in Stainless Steel. Add SS to the part#


42F U2



"L" means light pattern.

-These fittings are completely interchangeable with full pattern fittings, but have been modified in some way. This modification is usually in the length of the pipe threads. Used in plumbing and light industrial applications.

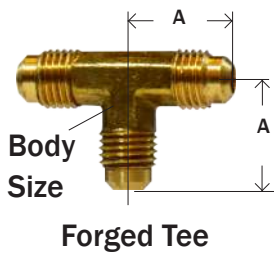
REDUCING UNION



Part #	Thread Size UNF	A	Hex	Approx. Wt. Lbs.	List Price
10-117	5/16" x 1/4"	1.28	0.50	0.04	6.04
10-118	3/8" x 1/4"	1.38	0.62	0.06	4.75
10-119	3/8" x 5/16"	1.44	0.62	0.08	8.44
10-120	1/2" x 1/4"	1.53	0.75	0.10	7.26
10-121	1/2" x 3/8"	1.69	0.75	0.10	7.16
10-122	5/8" x 3/8"	1.88	0.87	0.17	12.00
10-123	5/8" x 1/2"	1.87	0.87	0.14	6.22

656F UR2 42-R

UNION TEE



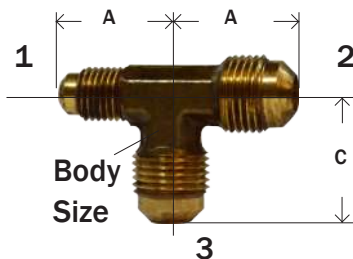
SAE# 010401

Part #	Thread Size UNF	A	Body Size	Approx. Wt. Lbs.	List Price
10-157	1/8"	0.67	0.36	0.04	8.11
10-158	3/16"	0.75	0.36	0.06	4.67
10-159 **	1/4"	0.78	0.36	0.06	4.88
10-160 **	5/16"	0.91	0.44	0.10	6.94
10-161 **	3/8"	1.00	0.44	0.12	7.04
10-162	1/2"	1.16	0.59	0.19	7.25
10-163	5/8"	1.41	0.69	0.30	13.30
10-164	3/4"	1.64	0.88	0.53	28.28
10-165	7/8"	1.75	1.25	0.93	57.47

** Available in Stainless Steel. Add SS to the part#

244F T2 144F

REDUCING TEE 1 x 2 x 3

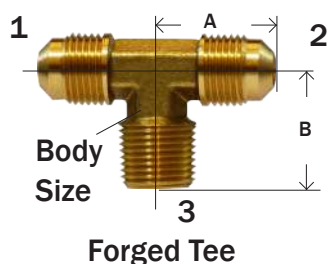


Part #	Thread Size UNF 1x2x3	A	C	Body Size	Approx. Wt. Lbs.	List Price
10-170	1/4" x 1/4" x 3/8"	0.91	1.00	0.44	0.10	7.65
10-171	5/16" x 5/16" x 1/4"	0.94	0.94	0.44	0.12	11.45
10-172	3/8" x 1/4" x 1/4"	0.91	1.00	0.44	0.10	9.15
10-173	3/8" x 1/4" x 3/8"	1.00	0.91	0.44	0.12	11.41
10-174	3/8" x 3/8" x 1/4"	1.00	0.88	0.44	0.11	8.22
10-175	3/8" x 3/8" x 1/2"	1.00	1.19	0.59	0.14	11.45
10-176	3/8" x 3/8" x 5/8"	1.16	1.44	0.69	0.16	22.10
10-178	1/2" x 3/8" x 3/8"	1.16	1.12	0.59	0.18	8.69
10-179	1/2" x 3/8" x 1/2"	1.16	1.09	0.59	0.18	10.61
10-180	1/2" x 1/2" x 1/4"	1.16	0.97	0.59	0.18	14.68
10-181	1/2" x 1/2" x 3/8"	1.16	1.12	0.59	0.19	9.61
10-182	1/2" x 1/2" x 5/8"	1.28	1.41	0.69	0.28	13.99
10-187	5/8" x 1/2" x 5/8"	1.44	1.33	0.69	0.27	21.69
10-188	5/8" x 5/8" x 3/8"	1.38	1.16	0.69	0.30	18.89
10-189	5/8" x 5/8" x 1/2"	1.38	1.28	0.69	0.28	27.08
10-197	3/4" x 3/4" x 5/8"	1.66	1.50	0.88	0.36	47.10

144F TR2 659F 684F 44R

SAE 45° FLARE


BRASS FITTINGS

MALE BRANCH TEE
SAE# 010425

Part #	Male Flare x Male NPT (1&2)x3	A	B	Body Size	Approx. Wt. Lbs.	List Price
10-203	3/16" x 1/8"	0.75	0.75	0.36	0.10	5.52
10-204	1/4" x 1/8"	0.78	0.75	0.36	0.05	5.65
10-205	1/4" x 1/4"	0.88	0.88	0.44	0.08	5.85
10-206	1/4" x 3/8"	0.92	1.00	0.47	0.10	9.48
10-207	5/16" x 1/8"	0.89	0.78	0.44	0.08	6.74
10-208	5/16" x 1/4"	0.94	0.94	0.44	0.08	7.75
10-209	3/8" x 1/8"	1.00	0.91	0.44	0.14	11.27
10-210	3/8" x 1/4"	1.00	0.94	0.44	0.12	7.44
10-211 **	3/8" x 3/8"	1.00	1.00	0.47	0.13	9.17
10-212 **	3/8" x 1/2"	1.12	1.22	0.69	0.22	13.46
10-213	1/2" x 1/4"	1.16	1.00	0.59	0.20	19.83
10-214	1/2" x 3/8"	1.16	1.14	0.59	0.19	14.02
10-215	1/2" x 1/2"	1.22	1.22	0.69	0.24	13.32
10-216	1/2" x 3/4"	1.38	1.41	0.88	0.22	26.45
10-217	5/8" x 3/8"	1.38	1.25	0.69	0.24	22.52
10-218	5/8" x 1/2"	1.41	1.31	0.69	0.29	17.65
10-219	5/8" x 3/4"	1.41	1.41	0.88	0.36	26.61
10-220	3/4" x 1/2"	1.63	1.59	0.88	0.49	33.35
10-221	3/4" x 3/4"	1.63	1.44	0.88	0.48	34.29

** Available in Stainless Steel. Add SS to the part#

T1 145F 45

FEMALE ADAPTER
SAE# 010103

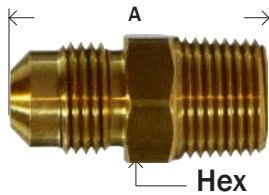
Part #	Male Flare x Female NPTF	A	Hex	Approx. Wt. Lbs.	List Price
10-227	3/16" x 1/8"	0.97	0.56	0.03	4.60
10-228L	1/4" x 1/8"	1.03	0.56	0.03	1.55
10-228	1/4" x 1/8"	1.03	0.56	0.04	3.23
10-229L	1/4" x 1/4"	1.06	0.68	0.06	3.85
10-229	1/4" x 1/4"	1.23	0.68	0.07	1.81
10-230	1/4" x 3/8"	1.18	0.81	0.08	4.49
10-231	1/4" x 1/2"	1.31	0.94	0.06	7.24
10-232	5/16" x 1/8"	1.06	0.56	0.05	17.30
10-233	5/16" x 1/4"	1.28	0.68	0.08	4.27
10-234	3/8" x 1/8"	1.09	0.62	0.08	4.18
10-235L	3/8" x 1/4"	1.25	0.68	0.08	3.29
10-235	3/8" x 1/4"	1.31	0.81	0.08	5.01
10-236L	3/8" x 3/8"	1.25	0.81	0.08	4.15
10-236	3/8" x 3/8"	1.25	0.81	0.10	7.19
10-237L	3/8" x 1/2"	1.31	0.94	0.08	3.51
10-237	3/8" x 1/2"	1.60	1.00	0.16	10.49
10-238	3/8" x 3/4"	1.41	1.18	0.11	9.49
10-239	1/2" x 1/4"	1.37	0.75	0.10	4.75
10-240L	1/2" x 3/8"	1.38	0.81	0.12	4.36
10-240	1/2" x 3/8"	1.50	0.81	0.14	8.85
10-241L	1/2" x 1/2"	1.42	0.94	0.10	6.44
10-241	1/2" x 1/2"	1.75	1.00	0.12	11.46
10-242L	1/2" x 3/4"	1.40	1.10		3.74
10-242	1/2" x 3/4"	1.60	1.12	0.16	5.83
10-243	5/8" x 3/8"	1.24	0.87	0.12	9.58
10-244L	5/8" x 1/2"	1.51	0.86		3.06
10-244	5/8" x 1/2"	1.62	0.94	0.12	6.10
10-245	5/8" x 3/4"	1.65	1.12	0.17	7.69
10-246	3/4" x 1/2"	1.74	1.18	0.32	21.05
10-247	3/4" x 3/4"	1.75	1.18	0.22	20.42
10-248	7/8" x 3/4"	1.94	1.31	0.26	21.28

🔑 **"L" means light pattern.**

-These fittings are completely interchangeable with full pattern fittings, but have been modified in some way. This modification is usually in the length of the pipe threads. Used in plumbing and light industrial applications.

MALE ADAPTER

SAE# 010102



Part #	Male Flare x Male NPTF	A	Hex	Approx. Wt. Lbs.	List Price
10-253	1/8" x 1/8"	0.92	0.43	0.02	3.89
10-254	3/16" x 1/8"	1.00	0.43	0.03	2.13
10-255L	1/4" x 1/8"	1.06	0.43	0.03	1.46
10-255 *	1/4" x 1/8"	1.06	0.43	0.04	1.29
10-256L	1/4" x 1/4"	1.15	0.56	0.03	1.71
10-256 *	1/4" x 1/4"	1.25	0.56	0.04	1.70
10-257 *	1/4" x 3/8"	1.31	0.68	0.06	2.62
10-258	1/4" x 1/2"	1.44	0.87	0.11	6.14
10-259L	5/16" x 1/8"	1.15	0.50	0.04	2.96
10-259	5/16" x 1/8"	1.16	0.50	0.04	2.79
10-260L	5/16" x 1/4"	1.31	0.56	0.06	3.40
10-260	5/16" x 1/4"	1.34	0.56	0.06	3.27
10-261 *	5/16" x 3/8"	1.38	0.68	0.08	5.93
10-262	3/8" x 1/8"	1.25	0.62	0.07	2.29
10-263L	3/8" x 1/4"	1.31	0.62	0.06	2.42
10-263 *	3/8" x 1/4"	1.44	0.62	0.08	2.43
10-264L	3/8" x 3/8"	1.37	0.68	0.09	2.89
10-264 *	3/8" x 3/8"	1.42	0.68	0.09	2.83
10-265L	3/8" x 1/2"	1.44	0.89	0.12	3.39
10-265 *	3/8" x 1/2"	1.69	0.87	0.14	6.24
10-266	3/8" x 3/4"	1.81	1.06	0.18	7.62
10-267	1/2" x 1/4"	1.60	0.75	0.11	3.81
10-268L	1/2" x 3/8"	1.46	0.75	0.10	3.26
10-268	1/2" x 3/8"	1.62	0.75	0.12	3.88
10-269L	1/2" x 1/2"	1.62	0.87	0.13	3.71
10-269	1/2" x 1/2"	1.79	0.87	0.15	5.55
10-270	1/2" x 3/4"	1.75	1.06	0.22	7.48
10-271	5/8" x 1/4"	1.81	0.87	0.14	10.66
10-272L	5/8" x 3/8"	1.67	0.87	0.14	4.80
10-272	5/8" x 3/8"	1.81	0.87	0.18	8.12
10-273L	5/8" x 1/2"	1.80	0.87	0.11	4.92
10-273	5/8" x 1/2"	2.00	0.87	0.20	8.54
10-274	5/8" x 3/4"	1.85	1.06	0.21	6.27
10-275	3/4" x 1/2"	2.19	1.06	0.28	13.69
10-276	3/4" x 3/4"	2.08	1.06	0.28	8.46
10-277	7/8" x 1/2"	2.22	1.25	0.52	35.71
10-278	7/8" x 3/4"	2.35	1.25	0.41	22.63
10-279	1" x 3/4"	2.44	1.43	0.53	26.95
10-280	1" x 1"	2.44	1.43	0.53	33.08

* Available in Stainless Steel. Add SS to the part#

U1 48

**"L" means light pattern.**

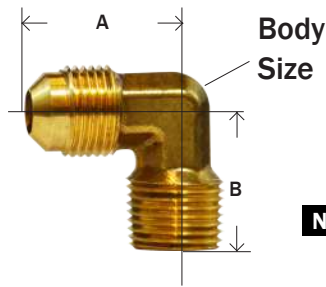
-These fittings are completely interchangeable with full pattern fittings, but have been modified in some way. This modification is usually in the length of the pipe threads. Used in plumbing and light industrial applications.

SAE 45° FLARE

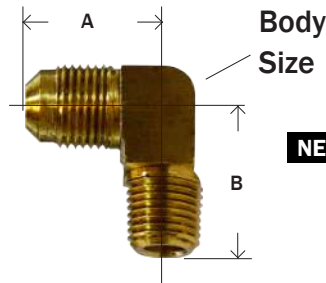
BRASS FITTINGS

90° MALE ELBOW

SAE# 010202



Forged Elbow



Barstock Elbow

NEW**NEW****NEW**

Part #	Male Flare x Male NPTF	A	B	Body Size	Approx. Wt. Lbs.	List Price
10-283	1/8" x 1/8"	0.63	0.73	0.37	0.04	10.57
10-283B*	1/8" x 1/8"	0.62	0.69	0.43	0.04	36.84
10-284	3/16" x 1/8"	0.75	0.75	0.38	0.04	7.98
10-284B*	3/16" x 1/8"	0.75	0.75	0.43	0.06	5.28
10-285	3/16" x 1/4"	0.81	0.88	0.44	0.08	6.40
10-286	1/4" x 1/8"	0.84	0.78	0.38	0.04	3.54
10-286L	1/4" x 1/8"	0.96	0.80	0.37	0.04	2.40
10-286B*	1/4" x 1/8"	0.81	0.78	0.47	0.05	2.54
10-287 **	1/4" x 1/4"	0.81	0.88	0.44	0.05	3.21
10-287B*	1/4" x 1/4"	0.91	0.93	0.59	0.08	4.09
10-288 **	1/4" x 3/8"	0.91	0.91	0.47	0.08	5.56
10-289	1/4" x 1/2"	1.03	1.09	0.59	0.10	6.99
10-290	5/16" x 1/8"	0.91	0.88	0.44	0.06	2.88
10-290B*	5/16" x 1/8"	0.91	0.78	0.52	0.06	7.56
10-291	5/16" x 1/4"	0.98	0.96	0.44	0.08	2.97
10-291B*	5/16" x 1/4"	0.95	0.92	0.62	0.08	8.58
10-292	5/16" x 3/8"	1.06	1.09	0.59	0.08	6.37
10-293	3/8" x 1/8"	1.00	0.91	0.53	0.08	6.43
10-293B*	3/8" x 1/8"	1.03	0.91	0.65	0.08	8.30
10-294	3/8" x 1/4"	1.01	0.89	0.48	0.08	3.76
10-294B*	3/8" x 1/4"	0.97	1.04	0.68	0.11	6.19
10-295 **	3/8" x 3/8"	1.00	0.88	0.47	0.10	3.90
10-295L	3/8" x 3/8"	0.95	0.89	0.46		3.04
10-295B*	3/8" x 3/8"	1.06	1.09	0.69	0.12	7.40
10-296 **	3/8" x 1/2"	1.10	1.09	0.59	0.12	5.53
10-297	3/8" x 3/4"	1.25	1.31	0.81	0.12	14.46
10-298	1/2" x 1/4"	1.19	1.00	0.59	0.12	5.50
10-298B*	1/2" x 1/4"	1.22	1.19	0.81	0.12	15.15
10-299	1/2" x 3/8"	1.10	1.00	0.59	0.13	5.35
10-299B*	1/2" x 3/8"	1.22	1.12	0.77	0.18	9.97
10-300	1/2" x 1/2"	1.16	1.13	0.59	0.14	6.18
10-300B*	1/2" x 1/2"	1.26	1.26	0.94	0.26	13.05
10-301	1/2" x 3/4"	1.42	1.25	0.81	0.24	11.15
10-311	5/8" x 1/4"	1.34	1.13	0.72	0.28	11.64
10-302	5/8" x 3/8"	1.35	1.22	0.72	0.20	10.09
10-302B*	5/8" x 3/8"	1.41	1.25	0.94	0.20	24.76
10-303	5/8" x 1/2"	1.35	1.22	0.72	0.20	8.28
10-303L	5/8" x 1/2"	1.29	1.11	0.70	0.20	5.64
10-303B*	5/8" x 1/2"	1.41	1.38	0.94	0.20	17.91
10-304	5/8" x 3/4"	1.44	1.31	0.81	0.25	13.95
10-305	3/4" x 1/2"	1.67	1.50	0.88	0.34	17.25
10-306	3/4" x 3/4"	1.67	1.63	0.88	0.30	14.99
10-306B*	3/4" x 3/4"	1.60	1.62	0.91	0.32	27.88
10-307	7/8" x 3/4"	1.75	1.68	1.00	0.44	45.81
10-308	1" x 3/4"	1.94	1.69	1.31	0.75	53.02
10-309	1" x 1"	1.94	1.75	1.25	0.78	47.15

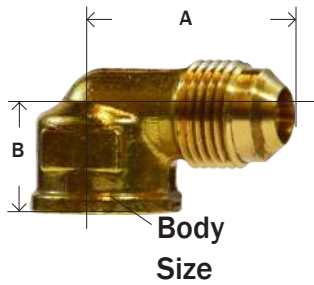
* Barstock

** Available in Stainless Steel. Add SS to the part#

249F 49 E1 149F

90° FEMALE ELBOW

SAE# 010203

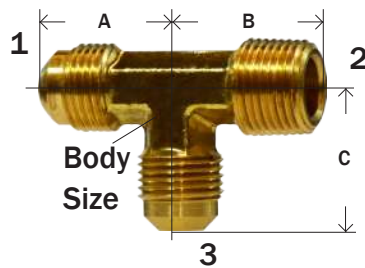


Forged Elbow

Part #	Male Flare x Female NPTF	A	B	Body Size	Approx. Wt. Lbs.	List Price
10-312	3/16" x 1/8"	0.81	0.44	0.56	0.05	7.21
10-313	1/4" x 1/8"	0.90	0.46	0.56	0.06	4.38
10-314	1/4" x 1/4"	0.97	0.59	0.75	0.08	5.81
10-315	1/4" x 3/8"	1.03	0.57	0.81	0.09	8.60
10-333	1/4" x 1/2"	1.08	0.66	1.00	0.12	11.01
10-316	5/16" x 1/8"	0.94	0.88	0.45	0.08	7.59
10-317	5/16" x 1/4"	1.03	0.58	0.75	0.06	12.34
10-318	3/8" x 1/8"	1.00	0.88	0.47	0.10	8.02
10-319	3/8" x 1/4"	1.06	0.59	0.75	0.09	3.76
10-320	3/8" x 3/8"	1.06	0.57	0.81	0.10	5.33
10-321	3/8" x 1/2"	1.16	0.66	1.00	0.14	7.08
NEW 10-321L	3/8" x 1/2"	1.21	0.42	0.96	0.13	6.00
10-322	3/8" x 3/4"	1.28	0.72	1.25	0.12	12.27
10-323	1/2" x 1/4"	1.25	0.70	0.88	0.13	10.71
10-324	1/2" x 3/8"	1.25	0.70	0.88	0.12	7.96
10-325	1/2" x 1/2"	1.29	0.72	1.00	0.18	8.38
NEW 10-325L	1/2" x 1/2"	1.24	0.71	0.98	0.17	5.45
10-326	1/2" x 3/4"	1.41	0.72	1.25	0.20	11.43
10-327	5/8" x 3/8"	1.35	1.22	0.72	0.22	14.27
10-328	5/8" x 1/2"	1.38	0.75	1.00	0.20	12.50
10-329	5/8" x 3/4"	1.50	0.76	1.25	0.28	12.64
10-330	3/4" x 1/2"	1.63	1.06	1.06	0.42	23.87
10-331	3/4" x 3/4"	1.88	1.06	1.31	0.40	35.30

E3 50 150F

FORGED MALE RUN TEE



Part #	Male Flare x Male NPTF (1&3) x 2	A	B	C	Body Size	Approx. Wt. Lbs.	List Price
10-361	3/16" x 5/16" x 1/8"	0.87	0.78	0.97	0.44	0.08	5.57
10-343	3/16" x 1/8"	0.75	0.75	0.75	0.37	0.05	7.11
10-344	1/4" x 1/8"	0.78	0.75	0.78	0.37	0.06	6.13
10-345	1/4" x 1/4"	0.88	0.88	0.88	0.44	0.08	7.52
10-347	5/16" x 1/8"	0.88	0.80	0.88	0.44	0.08	6.55
10-348	5/16" x 1/4"	0.94	0.94	0.94	0.44	0.08	9.61
10-350	3/8" x 1/4"	1.00	0.94	1.00	0.44	0.12	9.61
10-351	3/8" x 3/8"	1.00	1.00	1.00	0.47	0.10	13.32
10-340	3/8" x 1/2" x 3/8"	1.09	1.09	1.16	0.59	0.18	12.35
10-352	3/8" x 1/2"	1.12	1.22	1.12	0.69	0.12	18.71
10-353	1/2" x 3/8" x 1/2"	1.22	1.22	1.15	0.69	0.22	14.65
10-354	1/2" x 3/8"	1.16	1.09	1.16	0.59	0.18	16.19
10-355	1/2" x 1/2"	1.22	1.22	1.22	0.69	0.22	14.27
10-357	5/8" x 1/2"	1.41	1.31	1.41	0.69	0.28	20.07
10-359	3/4" x 1/2"	1.63	1.59	1.63	0.88	0.48	39.51
10-360	3/4" x 3/4"	1.62	1.44	1.62	0.88	0.48	34.90

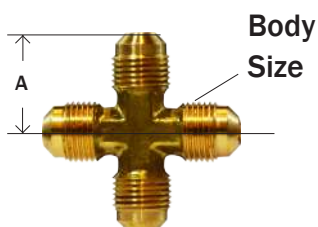
T3 151F 51

SAE 45° FLARE

BRASS FITTINGS

FORGED FLARE CROSS

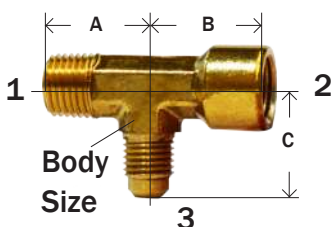
SAE# 010501



Part #	Thread Size UNF	A	Body Size	Approx. Wt. Lbs.	List Price
10-373	1/4"	0.88	0.44	0.10	14.46
10-374	5/16"	0.92	0.44	0.10	14.16
10-375	3/8"	1.00	0.44	0.16	13.51
10-376	1/2"	1.16	0.59	0.24	15.92

455 C1 147F 52

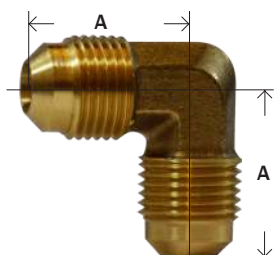
FORGED ADAPTER TEE / SERVICE TEE



Part #	Size 1 x 2 x 3	A	B	C	Body Size	Approx. Wt. Lbs.	List Price
10-382	1/8" x 1/8" x 1/4"	0.72	0.53	0.80	0.47	0.08	7.44
10-383	1/4" x 1/4" x 1/4"	0.88	1.00	0.91	0.47	0.11	9.41

T17 53

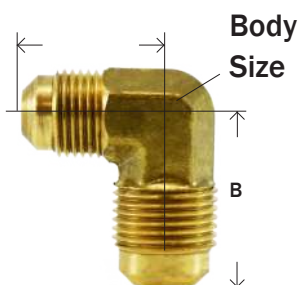
FORGED 90° FLARE ELBOW



Part #	Thread Size UNF	A	Approx. Wt. Lbs.	List Price
10-404	1/8"	0.64	0.04	23.86
10-405	3/16"	0.75	0.06	10.91
10-406	1/4"	0.81	0.08	2.04
10-407	5/16"	0.91	0.10	6.32
10-408	3/8"	1.00	0.10	5.34
10-409	1/2"	1.16	0.14	8.02
10-410	5/8"	1.41	0.22	13.03
10-411	3/4"	1.66	0.68	26.14
10-412	7/8"	1.81	0.82	47.87

E2 155F

FORGED REDUCING ELBOW




Part #	Male Flare x Male Flare	A	B	Body Size	Approx. Wt. Lbs.	List Price
10-416	3/8" x 1/4"	1.00	0.88	0.47	0.08	6.43
10-419	1/2" x 3/8"	1.19	1.02	0.59	0.14	8.17
10-421	5/8" x 1/2"	1.34	1.23	0.72	0.21	12.33

ER2 657F 55R

45° ELBOW

SAE# 010302



Part #	Male Flare x Male NPTF	A	B	Body Size	Approx. Wt. Lbs.	List Price
10-448	1/4" x 1/8"	0.67	0.64	0.41	0.04	3.39
10-448B*	1/4" x 1/8"	0.67	0.64	0.44	0.04	11.73
10-449	1/4" x 1/4"	0.75	0.86	0.53	0.07	3.95
10-450	5/16" x 1/8"	0.78	0.64	0.53	0.06	3.96
10-451	5/16" x 1/4"	0.81	0.86	0.53	0.07	7.17
10-452	3/8" x 1/4"	0.91	0.86	0.53	0.09	6.36
10-452B*	3/8" x 1/4"	0.89	0.86	0.64	0.12	11.26
10-453	3/8" x 3/8"	0.93	0.94	0.59	0.11	6.57
10-454	3/8" x 1/2"	0.99	1.17	0.75	0.19	9.48
10-455	1/2" x 3/8"	1.07	0.88	0.59	0.12	7.48
10-455B*	1/2" x 3/8"	1.06	0.94	0.76	0.18	24.90
10-456	1/2" x 1/2"	1.12	1.18	0.75	0.20	10.80
10-460	5/8" x 3/8"	1.13	0.95	0.81	0.22	15.64
10-457	5/8" x 1/2"	1.12	1.17	0.78	0.18	11.77
10-458	3/4" x 1/2"	1.28	1.16	0.88	0.26	18.78
10-459	3/4" x 3/4"	1.41	1.20	0.88	0.31	19.28

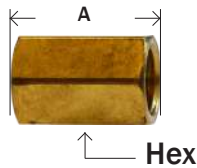
* Barstock

E145 54 159F 654F 59FF 254 47 4945

FEMALE 45° FLARE FITTINGS

UNION

• Use with Copper Gasket




SAE# 010107

Part #	Female Flare x Female Flare	A	Hex	Approx. Wt. Lbs.	List Price
10-135	1/4"	1.00	0.62	0.06	11.52
10-136	3/8"	1.25	0.81	0.14	20.43
10-137	1/2"	1.43	0.94	0.18	26.08

2310 U4 660HD 32

FEMALE FLARE ADAPTER

SAE# 010106




Part #	Female Flare x Male NPTF	A	Hex	Approx. Wt. Lbs.	List Price
10-440	1/4" x 1/8"	0.91	0.62	0.05	4.19
10-441	1/4" x 1/4"	1.01	0.62	0.06	6.14
10-442	3/8" x 1/4"	1.28	0.81	0.10	6.36
10-443	1/2" x 3/8"	1.36	0.94	0.14	25.92
10-444	1/2" x 1/2"	1.46	0.94	0.14	4.38

U5 664FHD 33 48-FF

FLARE REDUCER

SAE# 010105




Part #	Male Flare x Female Flare	A	Hex	Approx. Wt. Lbs.	List Price
10-462	1/4" x 3/8"	1.22	0.81	0.10	2.70
10-461	1/4" x 1/2"	1.36	0.94	0.14	21.12
10-463 *	3/8" x 1/4"	1.12	0.62	0.06	5.02
10-464	3/8" x 1/2"	1.44	0.94	0.14	8.01
10-473	3/8" x 5/8"	1.63	1.12	0.16	17.97
10-467	1/2" x 3/8"	1.41	0.81	0.13	7.88
10-468	1/2" x 5/8"	1.68	1.06	0.20	35.09
10-469	5/8" x 1/2"	1.63	1.00	0.17	21.11
10-470	5/8" x 3/4"	1.97	1.31	0.31	20.34
10-471	3/4" x 5/8"	1.75	1.18	0.32	23.53

* Available in Stainless Steel. Add SS to the part#

UR3 661FHD 227 46-FF

BRASS FLARE SWIVEL FITTINGS

FORGED SWIVEL
SAE# 010108

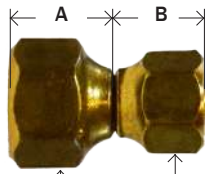
NEW

NEW

Part #	Female Flare UNF	A	Hex	Approx. Wt. Lbs.	List Price
10-481	1/4"	0.59	0.62	0.04	6.51
10-482	5/16"	0.62	0.68	0.06	9.32
10-483	3/8"	0.69	0.81	0.10	6.54
10-483L	3/8"	0.63	0.80		4.35
10-484	1/2"	0.81	0.94	0.16	9.52
10-484L	1/2"	0.82	0.92		5.70
10-485	5/8"	0.94	1.06	0.24	11.05
10-486	3/4"	1.12	1.31	0.34	37.65

1350 US4 14FSV 34

REDUCING SWIVELS




Hex 1

Hex 2

Part #	Female Flare UNF	A	B	Hex 1	Hex 2	Approx. Wt. Lbs.	List Price
10-487	3/8" x 1/4"	0.72	0.60	0.81	0.62	0.08	14.17
10-488	1/2" x 3/8"	0.84	0.70	0.94	0.81	0.12	17.31
10-489	5/8" x 1/2"	0.98	0.82	1.03	0.94	0.22	21.16

FORGED SWIVEL ELBOWS



Part #	Male Flare x Female Flare	A	B	Hex	Approx. Wt. Lbs.	List Price
10-493	1/4"	0.93	0.86	.563	0.12	14.86
10-494	3/8"	1.13	1.1	.75	0.20	23.44
10-495	1/2"	1.29	1.20	.88	0.25	33.33
10-496	5/8"	1.50	1.30	1.00	0.37	43.04
10-497	3/4"	1.83	1.60	1.25	0.54	77.15

ES4

It is not the strongest of the species that survive, nor the most intelligent, but the one most responsive to change.

- Charles Darwin

SPACE HEATER FITTINGS

NUT

9/16-24 FINE THREAD FLARE

MALE ADAPTER

#M-82SH



#M-83SH



Part #	Size	List Price
14-001	3/8	3.50

Part #	Size	List Price
14-016	3/8 x 3/8	6.43
14-017	3/8 x 1/2	6.95

#M-80SH

FEMALE ADAPTER



UNION



Part #	Size	List Price
14-018	3/8 x 3/8	6.56
14-025	3/8 x 1/2	3.32

Part #	Size	List Price
14-011	3/8	5.64

BRASS GAS RANGE FITTINGS

BRASS MALE ADAPTERS

BRASS FEMALE ADAPTERS



15/16-16 FLARE THREAD



Part #	Male Flare x Male NPTF	List Price
35-132	1/2" x 1/2" (3/8" FIP TAP)	6.60
35-134	15/16" x 1/2"	6.33
35-135	15/16" x 3/4" (1/2" FIP TAP)	10.26

Part #	Flare x FIP	List Price
35-136	15/16" x 1/2"	9.31
35-142	15/16" x 3/4"	11.25

DRUM ADAPTERS

- Straight Thread



CAP



SAE# 010165

Part #	Male Flare x FIP	List Price
50-011	1/4" x 1/2"	30.37
50-001	1/4" x 3/4"	14.55

Part #	Size	List Price
35-186	15/16"	26.56

RD IF K1

POL FITTINGS

TEE CONNECTION



Part #	Pipe Size	List Price
34-001	1/4" Inverted flare x 1/4" MPT	34.25

41-1-390-0014 2000

TAILPIECE WITH FLATS

1/4 NPT



Part #	Length	List Price
34-011	2.34 w/ wrench Flats	20.07
34-012	2.13 w/ Hex	9.23

1001AUL 21605 M-2001-A 2002A 2001AHN

STANDARD NUT

7/8" Hex



Part #	Pipe Size	List Price
34-016	.880-14 LH	4.54

2001B

TAILPIECE & NUT ASSEMBLY



Part #	Pipe Size	List Price
34-022	1/4	21.53

2002AB

POL CAP



Part #	Pipe Size	List Price
34-031	.880-14LH	12.86

ME1699 POL2004 1004A M-2004

BRASS FITTINGS

POL PLUG WITH CHAIN



Part #	Length	List Price
34-141	POL PLUG WITH CHAIN	41.10

ME1691-1

SINGLE PIECE POL ADAPTER



Part #	Length	List Price
34-130	MALE POL X 1/4 FPT	7.08
34-131	MALE POL X 1/2 FPT	33.93

ME351 ME357

ADAPTERS



Part #	Pipe Size	List Price
34-041	3/8 Flare x .880-14LH	17.59
34-046	1/2 Flare x .880-14LH	17.49
34-051	5/8 Flare x .880-14LH	23.61

ME3510 2906E 2007

STRAIGHT TUBE UNION



Part #	Tube OD	Tube Thread	L	Hex	Working Pressure	List Price
28-966	1/4	7/16-20	1.35	0.49	3250 psi	8.37
28-969	3/8	9/16-18	1.41	0.63	3250 psi	10.59
28-970	1/2	3/4-16	1.62	0.81	3250 psi	12.85
28-971	3/4	1-1/16-12	2.14	1.13	3250 psi	63.05
28-972	1"	1-5/16-12	2.25	1.38	2600 psi	38.42

SBC 132403 HTXB

FEMALE STRAIGHT ADAPTER



Part #	Tube OD	Pipe	Tube Thread	L	Hex	Working Pressure	List Price
28-957	1/4	1/8-27	7/16-20	1.19	0.56	3250 psi	8.04
28-958	1/4	1/4-18	7/16-20	1.40	0.75	3250 psi	10.19
28-959	3/8	1/4-18	9/16-18	1.40	0.75	3250 psi	22.98
28-960	3/8	3/8-18	9/16-18	1.40	0.88	3250 psi	16.75
28-961	1/2	3/8-18	3/4-16	1.56	0.88	3250 psi	8.94
28-962	1/2	1/2-14	3/4-16	1.79	1.13	3250 psi	25.27
28-963	5/8	1/2-14	7/8-14	1.87	1.13	3250 psi	18.61
28-964	3/4	3/4-1/4	1-1/16-12	2.06	1.38	2600 psi	44.20

STRAIGHT



Part #	Tube OD	A NPTF	Tube Thread	L	Hex	Working Pressure	List Price
28-701	1/4	1/8-27	7/16-20	1.22	0.45	3250 psi	3.12
28-702	1/4	1/4-18	7/16-20	1.37	0.56	3250 psi	6.33
28-703	1/4	3/8-18	7/16-20	1.42	0.75	3250 psi	15.90
28-705	5/16	1/4-18	1/2-20	1.42	0.56	3250 psi	20.91
28-706	3/8	1/8-27	9/16-18	1.24	0.63	3250 psi	6.98
28-707	3/8	1/4-18	9/16-18	1.43	0.63	3250 psi	6.53
28-708	3/8	3/8-18	9/16-18	1.38	0.75	3250 psi	5.23
28-709	3/8	1/2-14	9/16-18	1.69	0.88	3250 psi	9.90
28-710	1/2	1/4-18	3/4-16	1.53	0.81	3250 psi	12.35
28-711	1/2	3/8-18	3/4-16	1.53	0.81	3250 psi	10.22
28-712	1/2	1/2-14	3/4-16	1.79	0.88	3250 psi	13.98
28-713	1/2	3/4-14	3/4-16	1.85	1.13	2600 psi	28.86
28-715	5/8	1/2-14	7/8-14	1.89	0.94	3250 psi	20.19
28-716	5/8	3/4-14	7/8-14	1.95	1.13	2600 psi	22.28
28-748	3/4	1/2-14	1 1/16-12	2.06	1.13	2925 psi	28.64
28-717	3/4	3/4-14	1 1/16-12	2.06	1.13	2600 psi	22.66
28-749	3/4	1-11 1/2	1 1/16-12	2.25	1.38	1950 psi	45.84
28-719	1	3/4-14	1 5/16-12	2.06	1.13	2275 psi	40.56
28-718	1	1-11 1/2	1 5/16-12	2.3	1.38	1950 psi	40.56

NEW

B2404 SB FTXB

STRAIGHT SWIVEL ADAPTER

**NEW**

Part #	Tube OD	A NPTF	Tube Thread	L	Hex	Working Pressure	List Price
28-752	1/4	1/4-18	7/16-20	1.389	.563	3250 psi	6.29
28-753	3/8	1/4-18	9/16-18	1.6	.563	3250 psi	14.09
28-754	3/8	3/8-18	9/16-18	1.574	.690	2925 psi	19.44
28-756	1/2	1/2-14	3/4-16	1.706	.875	2600 psi	20.33

B6505 SJS

JIC 37° FLARE SHAPES

BRASS FITTINGS

90° FORGED ELBOW



Part #	Tube OD	Tube Thread	A NPTF	M	N	Y	Working Pressure	List Price
28-760F	1/4	7/16-20	1/8-27	0.89	0.78	0.5	2160 psi	8.20
28-762F	1/4	7/16-20	1/4-18	1.05	1.03	0.53	1846 psi	7.36
28-766F	1/4	1/2-20	3/8-18	1.10	1.10	0.55	3905 psi	12.65
28-768F	3/8	9/16-18	1/8-27	1.06	1.00	0.56	3128 psi	20.00
28-770F	3/8	9/16-18	1/4-18	1.06	1.09	0.54	1564 psi	7.45
28-772F	3/8	9/16-18	3/8-18	1.15	1.22	0.74	1464 psi	13.66
28-773F	3/8	9/16-18	1/2-14	1.22	1.47	0.90	1265 psi	23.10
28-774F	1/2	3/4-16	3/8-18	1.25	1.22	0.81	1467 psi	19.92
28-777F	1/2	3/4-16	1/2-14	1.31	1.47	0.90	1265 psi	17.02
28-778F	1/2	3/4-16	3/4-14	1.4	1.59	0.89	2061 psi	42.72
28-780F	5/8	7/8-14	1/2-14	1.45	1.47	0.88	1265 psi	28.15
28-781F	3/4	1 1/16-12	1/2-14	1.66	1.56	1.08	1265 psi	57.38
28-783F	3/4	1 1/16-12	3/4-14	1.66	1.59	1.06	1084 psi	32.69
28-784F	1	1 5/16-12	1-11 1/2	1.88	1.77	1.32	1802 psi	53.12
28-786F	1	1 5/16-12	1-11 1/2	1.81	1.97	1.3	2361 psi	60.96

DL3B2 3F69CL GGL6A1 F23L2 EE48D3 EE46B2 FF45A2 F48C3 FF22C3 D49B1 D25B1 3F47C1

FEMALE ELBOW FORGED BODY



Part #	Tube OD	Tube Thread	A NPTF	M	N	Working Pressure	List Price
28-973	1/4	7/16-20	1/8-27	1.08	0.66	2797 psi	14.33
28-974	1/4	7/16-20	1/4-18	1.25	0.55	3066 psi	21.86
28-975	3/8	9/16-18	1/4-18	1.23	0.88	2842 psi	20.83

B2502 EBF DTXB

45° FORGED ELBOW



Part #	Tube OD	Tube Thread	A NPTF	M	N	Y	Working Pressure	List Price
28-722F	1/4	7/16-20	1/8-27	0.72	0.64	0.5	4367 psi	9.03
28-724F	1/4	7/16-20	1/4-18	0.81	0.84	0.53	3750 psi	12.09
28-729F	3/8	9/16-18	1/8-27	0.83	0.65	0.63	3128 psi	28.62
28-731F	3/8	9/16-18	1/4-18	0.83	0.86	0.63	3128 psi	9.37
28-733F	3/8	9/16-18	3/8-18	0.91	0.95	0.81	3100 psi	8.01
28-734F	3/8	9/16-18	1/2-14	1.03	1.17	0.94	2826 psi	18.26
28-736F	1/2	3/4-16	3/8-18	0.98	0.95	0.75	2938 psi	12.68
28-738F	1/2	3/4-16	1/2-14	1.13	1.17	0.86	2826 psi	37.05
28-742F	3/4	1 1/16-12	3/4-14	1.28	1.2	1.13	2442 psi	64.52

B2503 FBC-F VTXB

Thread Chart

Size	JIC Thread
1/8	5/16-24
3/16	3/8-24
1/4	7/16-20
5/16	1/2-20
3/8	9/16-18
1/2	3/4-16
5/8	7/8-14
3/4	1-1/16-12
1	1-5/16-12

INVERTED FLARE



Tube O.D.	1/8	3/16	1/4	5/16	3/8	7/16	1/2	5/8	3/4	7/8	1
Thread O.D. threads per inch	5/16-28	3/8-24	7/16-24	1/2-20	5/8-18	11/16-18	3/4-18	7/8-18	1-1/16-16	1-3/16-16	1-5/16-16

•Typical Application

Hydraulic brake, power steering, fuel lines and transmission cooler lines, LP and natural gas.

•Working Pressure Ranges

Temperature and type of tubing used are important factors. However, the following table is a good guide for proper selection. Temperature 73°F with copper tubing:

PSI	Tube O.D. (in.)	Tube Wall (in.)
2800	1/8	.030
1900	3/16	.030
1400	1/4	.030
1200	5/16	.032
1000	3/8	.032
750	1/2	.032
650	5/8	.035
550	3/4	.035

•Vibration

Excellent resistance.

•Temperature Range

-65°F to +250°F (-53°C to +121°C) range at maximum operating pressures.

•Used With

Copper, brass, aluminum and steel hydraulic tubing that can be flared.

•Advantages

Very low cost and reusable. Seats and threads are internal and protected. Compact, excellent vibration life. Short nut affords very close tube bends. Steel or brass tube nut.

•Tolerance

+/- .03 on all dimensions.

•Conformance

Meets specifications and standards of ASA, ASME, SAE and MS (Military Standards).

•Assembly Instructions

- 1-Cut tubing to desired length. Make sure all burrs are removed and the ends are cut square.
- 2- Slide nut on tube. Threaded end "A" of nut must face out.
- 3- Flare end of tube with a 45° flaring tool.
 - a- Measure flare diameter.
 - b- Examine flare for excessive thin out.
 - c- On thin wall, welded or brazed tubing, use double flare to prevent pinch-off and cracked flares.
- 4- Lubricate threads and assemble to fitting body. Nut should be turned hand tight.
- 5- Tighten assembly with wrench until a solid feeling is encountered. From that point, apply a one-sixth turn.

Note: Do not over-torque as it may damage the fitting or split the tubing at the flare.

STANDARD METRIC THREADS

Description Tube Size	Thread O.D.	Crest (Pitch)	Thread Description
Japanese 3/16"	10mm	1.0mm	M10 x 1.0
European 3/16"	10mm	1.0mm	M10 x 1.0
GM 6mm	12mm	1.0mm	M12 x 1.0
Fuel 5/16"	14mm	1.5mm	M14 x 1.5
Fuel 3/8"	16mm	1.5mm	M16 x 1.5

Measuring Metric Threads: Measure the O.D. of the threads and the crest to crest distance (pitch) in millimeters between threads.

Actual O.D. of male inverted flare threads

5/16"-28 2800 PSI	3/8"-24 1900 PSI	7/16"-24 1400 PSI	1/2"-20 1200 PSI	5/8"-18 1000 PSI	3/4"-18 750 PSI	7/8"-18 650 PSI	1-1/16"-16 550 PSI
----------------------	---------------------	----------------------	---------------------	---------------------	--------------------	--------------------	-----------------------

1/8"

3/16"

1/4"

5/16"

3/8"

1/2"


5/8"

3/4"

INVERTED FLARE

BRASS FITTINGS

ZINC CHROMATE STEEL NUT

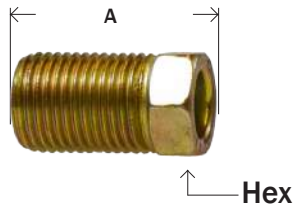


SAE# 040110

Part #	Size	Thread	A	Hex	Approx. Wt. Lbs.	List Price
12-001	1/8"	5/16-28	0.52	0.31	0.01	2.82
12-002	3/16"	3/8-24	0.56	0.37	0.02	0.41
12-018	3/16"	7/16-24	0.56	0.43	0.02	1.98
12-003	1/4"	7/16-24	0.56	0.43	0.02	0.46
12-004	5/16"	1/2-20	0.62	0.50	0.02	0.53
12-005	3/8"	5/8-18	0.66	0.62	0.03	0.89
12-000	7/16"	11/16-18	0.68	0.68	0.04	5.40
12-011	3/8"	11/16-18	0.66	0.68	0.05	6.42
12-006	1/2"	3/4-18	0.74	0.75	0.08	3.03
12-007	5/8"	7/8-18	0.80	0.87	0.10	3.37
12-008	3/4"	1-1/16-16	0.88	1.06	0.10	5.98

121XXX 2105 411FS 105 41W

LONG STEEL NUT




for Domestic lines

Part #	Size	A	Hex	Approx. Wt. Lbs.	List Price
12-009	3/16"	0.84	0.37	0.02	1.57
12-010	1/4"	0.81	0.43	0.02	1.78

7896

INVERTED FLARE BRASS NUT



SAE# 040110

Part #	Size	A	Hex	Approx. Wt. Lbs.	List Price
12-012	1/8"	0.52	0.31	0.01	2.90
12-013	3/16"	0.56	0.37	0.01	1.87
12-014	1/4"	0.56	0.43	0.02	0.65
12-015	5/16"	0.62	0.50	0.03	1.31
12-016	3/8"	0.66	0.62	0.04	1.72
12-017	1/2"	0.74	0.75	0.05	4.41

2100 411F 100 41B

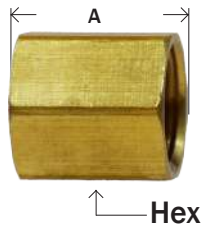
ZINC STEEL METRIC TUBE NUTS



Part #	Tube size	Thread	Ref#	List Price
12-260	3/16 British	3/8-24 Bubble	---	2.04
12-261	3/16 European	M10 x 1.0 Bubble	276110	1.98
12-262	3/16 Japanese	M10 x 1.0 Inv.	121050	1.98
12-263	3/16 Domestic	1/2 x 20 Inv.	---	2.52
12-264	3/16 Domestic	9/16 - 18 Inv.	121039	2.52
12-265	3/16 Imported	M11 x 1.5 Bubble	276011	2.52
12-266	3/16 Imported	M12 x 1.0 Bubble	276012	2.46
12-267	3/16 Imported	M13 x 1.5 Bubble	276013	2.58
12-268	1/4 Domestic	9/16 x 18 Inv.	121049	2.46
12-269	1/4 Domestic	1/2 x 20 Inv.	121045	2.58
12-270	6mm Imported	M12 x 1.0 Bubble		2.58
12-271	6mm GM	M12 x 1.0 Bubble		2.58
12-272	6mm GM	M12 x 1.5 Bubble		2.64
12-273	6mm GM	M14 x 1.5 Bubble		2.64
12-274	5/16 Domestic	M14 x 1.5 Surface Seal	121069	7.80
12-275	3/8 Domestic	M16 x 1.5 Surface Seal	121070	8.16

UNION INTERNAL

SAE# 040101



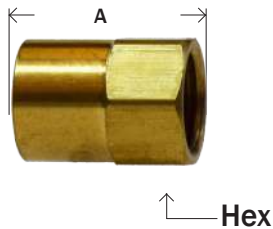
Part #	Inv. Flare X Inv. Flare	A	Hex	Approx. Wt. Lbs.	List Price
12-022	1/8"	0.59	0.40	0.02	2.40
12-023	3/16"	0.62	0.43	0.02	0.84
12-024	1/4"	0.62	0.50	0.03	1.79
12-025	5/16"	0.70	0.56	0.04	2.63
12-026	3/8"	0.80	0.75	0.08	3.17
12-027	1/2"	0.91	0.90	0.10	8.18

see page 72 for metric unions

302 2300 42IFHD

FEMALE ADAPTER

SAE# 040103

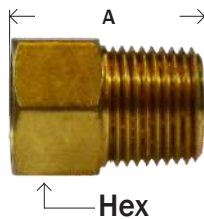


Part #	Inv. Flare X Female NPTF	A	Hex	Approx. Wt. Lbs.	List Price
12-032	3/16" x 1/8"	0.75	0.50	0.02	3.14
12-033	1/4" x 1/8"	0.75	0.53	0.02	1.98
12-034	5/16" x 1/8"	0.78	0.59	0.04	6.12
12-035	3/8" x 1/4"	1.03	0.75	0.08	6.62
12-036	1/2" x 3/8"	1.10	0.90	0.12	13.04

46IFHD 252 46W

MALE ADAPTER

SAE# 040102



Part #	Inv. Flare X Male NPTF	A	Hex	Approx. Wt. Lbs.	List Price
12-041	1/8" x 1/8"	0.63	0.40	0.02	2.83
12-042	3/16" x 1/8"	0.70	0.43	0.02	1.09
12-043	1/4" x 1/8"	0.74	0.50	0.03	1.05
12-044	1/4" x 1/4"	0.89	0.56	0.04	1.58
12-045	5/16" x 1/8"	0.79	0.56	0.03	2.10
12-046	5/16" x 1/4"	0.98	0.56	0.05	2.15
12-047	3/8" x 1/8"	0.88	0.72	0.05	2.89
12-048	3/8" x 1/4"	1.02	0.75	0.06	2.38
12-049	3/8" x 3/8"	1.02	0.75	0.08	4.81
12-038	1/2" x 1/4"	0.97	0.87	0.10	5.46
12-050	1/2" x 3/8"	1.06	0.87	0.08	6.56
12-051	1/2" x 1/2"	1.06	0.87	0.11	6.33
12-052	5/8" x 1/2"	1.32	1.06	0.15	5.25
12-040	3/4" x 3/4"	1.39	1.25	0.24	27.18

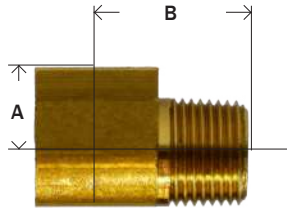
2200 48IFHD 202 48W 200

INVERTED FLARE

BRASS FITTINGS

ELBOW

SAE# 040202



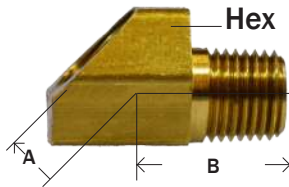
Part #	Inv. Flare X Male NPTF	A	B	Approx. Wt. Lbs.	List Price
12-057	1/8" x 1/8"	0.26	0.59	0.03	9.27
12-058	3/16" x 1/8"	0.26	0.61	0.03	2.95
12-059	1/4" x 1/8"	0.33	0.65	0.04	1.68
12-054*	1/4" x 1/8"	0.33	0.65	0.04	29.95
12-060	1/4" x 1/4"	0.28	0.82	0.06	3.36
12-061	5/16" x 1/8"	0.47	0.68	0.05	2.31
12-062	5/16" x 1/4"	0.45	0.85	0.08	3.36
12-063	3/8" x 1/8"	0.54	0.76	0.14	5.52
12-064	3/8" x 1/4"	0.53	0.92	0.14	4.97
12-065	3/8" x 3/8"	0.50	0.94	0.12	10.12
12-066	1/2" x 3/8"	0.59	1.03	0.16	6.93
12-067	1/2" x 1/2"	0.66	1.22	0.25	9.03
12-056	5/8" x 3/8"	0.67	1.09	0.20	17.78
12-068	5/8" x 1/2"	0.67	1.29	0.18	9.90
12-069	3/4" x 1/2"	0.80	1.39	0.42	57.45
12-080	7/8" x 3/4"	0.94	1.43	0.48	90.72
12-081	1" x 1"	1.02	1.69	0.60	106.44

* Restricted pipe end .062

400 2400 249IFHD 402 249IF 49W

45° ELBOW

SAE# 040302

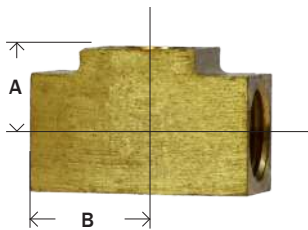


Part #	Inv. Flare X Male NPTF	A	B	Hex	Approx. Wt. Lbs.	List Price
12-072	3/16" x 1/8"	0.25	0.55	0.53	0.02	8.59
12-073	1/4" x 1/8"	0.27	0.58	0.56	0.04	4.10
12-074	5/16" x 1/8"	0.36	0.56	0.62	0.06	6.34
12-075	5/16" x 1/4"	0.23	0.83	0.62	0.06	18.19
12-076	3/8" x 1/4"	0.51	0.84	0.78	0.09	13.30
12-077	1/2" x 3/8"	0.38	0.91	0.84	0.11	13.14
12-079	5/8" x 1/2"	0.44	1.00	1.06	0.21	57.13

154 2352 259IFHD 352 94W

UNION TEE

SAE# 040401



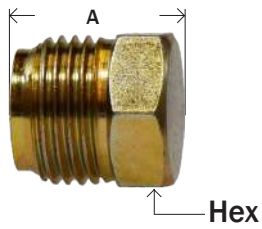
Part #	Size	A	B	Approx. Wt. Lbs.	List Price
12-085	1/8"	0.33	0.47	0.04	13.13
12-086	3/16"	0.39	0.55	0.04	4.33
12-087	1/4"	0.42	0.56	0.08	6.96
12-088	5/16"	0.45	0.63	0.09	7.77
12-089	3/8"	0.56	0.74	0.17	13.32
12-090	1/2"	0.67	0.88	0.24	31.37

244IFHD 702 44I

STEEL PLUG

• cored

SAE# 040109

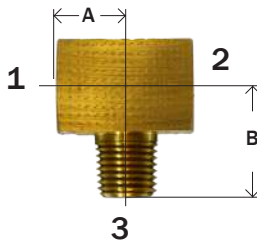


Part #	Size	A	Hex	Approx. Wt. Lbs.	List Price
12-091	3/16"	0.53	0.37	0.01	0.83
12-092	1/4"	0.54	0.43	0.02	1.04
12-093	5/16"	0.59	0.50	0.03	1.15
12-094	3/8"	0.66	0.62	0.04	2.69

106 41P 131 2131

MALE BRANCH TEE

SAE# 040425

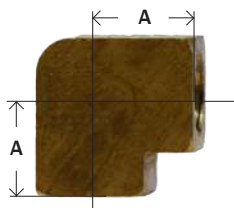


Part #	Inv. Flare x Male NPTF (1&2)x3	A	B	Approx. Wt. Lbs.	List Price
12-100	3/16" x 1/8"	0.41	0.60	0.04	4.92
12-101	1/4" x 1/8"	0.42	0.64	0.06	6.89
12-102	5/16" x 1/8"	0.47	0.68	0.07	11.34
12-103	3/8" x 1/4"	0.58	0.93	0.15	34.17

145 245IFHD 602 2600 600

FEMALE ELBOW

SAE# 040203

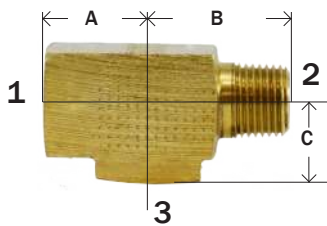


Part #	Inv. Flare x Female NPTF	A	Approx. Wt. Lbs.	List Price
12-110	1/4" x 1/8"	0.55	0.07	11.67
12-111	5/16" x 1/8"	0.51	0.08	23.53
12-112	3/8" x 1/4"	0.68	0.10	12.12

450

MALE RUN TEE

SAE# 040424



Part #	Inv. Flare x Male NPTF (1&3)x2	A	B	C	Approx. Wt. Lbs.	List Price
12-118	3/16" x 1/8"	0.53	0.72	0.39	0.06	39.61
12-119	1/4" x 1/8"	0.56	0.75	0.42	0.08	39.38
12-120	5/16" x 1/8"	0.62	0.85	0.45	0.10	12.50
12-121	3/8" x 1/4"	0.75	1.08	0.56	0.14	36.09

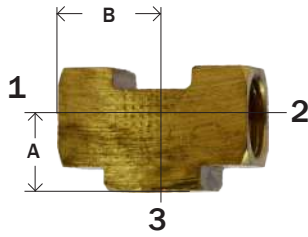
251IFHD 752 550 151

INVERTED FLARE

BRASS FITTINGS

FEMALE BRANCH TEE

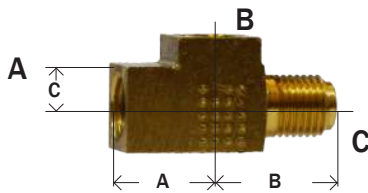
SAE# 040427



Part #	Inv. Flare x Female NPTF (1&2)x3	A	B	Approx. Wt. Lbs.	List Price
12-127	3/16" x 1/8"	0.39	0.55	0.06	16.33
12-129	5/16" x 1/8"	0.45	0.63	0.12	34.65
12-130	3/8" x 1/4"	0.56	0.74	0.17	30.25

252IFHD 652 136

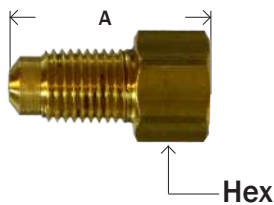
TOWED TRAILER BRAKE TEE



Part #	A	B	C	Reference #	Approx. Wt. Lbs.	List Price
12-147	3/16" 0.57	3/16" 0.76	3/16" 0.42	7900	0.08	7.35
12-145	3/16" (1/2-20) 0.68	3/16" (3/8-24) 0.94	3/16" (1/2-20) 0.47	7906	0.17	38.46
12-148	3/16" (9/16-18)	3/16" (3/8-24)	3/16" (9/16-18)	7933	0.10	14.76
12-144	3/16" (9/16-20) 0.82	3/16" (3/8-24) 0.94	3/16" (9/16-20) 0.47	7905	0.18	55.92
12-146	3/16" (7/16-24) 0.54	3/16" (3/8-24) 0.78	1/4" (7/16-24) 0.42	7914	0.08	32.82
12-150	1/4" 0.56	3/16" 0.77	1/4" 0.43	7901	0.10	31.14
12-149	1/4" (9/16-18) 0.81	3/16" (3/8-24) 0.93	1/4" (9/16-18) 0.50	7904	0.10	49.51
12-151	1/4" 0.56	1/4" 0.77	1/4" 0.43	7898	0.12	18.06


INVERTED FLARE AUTO FITTINGS

DUAL MASTER CYLINDER ADAPTER



Part #	Male Flare x Female Inv.	A	Hex	Reference #	Approx. Wt. Lbs.	List Price
12-200	3/16" x 3/16"	1.00	0.50	1441	0.03	4.08
12-202	5/16" x 3/16"	0.96	0.68	7897	0.07	9.72

DUAL MASTER CYLINDER ADAPTER




* Seals on hex face



Part #	Male Inverted Thread	Female Inverted Thread	Ref#	List Price
12-206	3/16(9/16-18)	3/16	7911	7.56
12-209	3/16(9/16-18)	3/16(1/2-20)	7913	7.00
12-207	3/16(9/16-20)	3/16	7910	5.40
12-210	3/16	1/4	7828	3.10
12-212	1/4	3/16	7818	2.82
12-214*	7/16-20	1/4	7732	8.45
12-211	1/4(9/16-18)	1/4	7908	7.19
12-215	1/4	5/16	7917	12.30
12-213*	5/16	3/16	7817	19.54
12-216	5/16	3/16	7909	5.27
12-208	5/16	3/16(9/16-18)	7912	6.92
12-218*	5/16	1/4	7727	7.91
12-220	5/16	1/4	7829	5.45
12-222*	5/16	5/16	1074	74.04
12-221	5/16	3/8	7915	6.69
12-224	3/8" NPTF	5/16	7771	18.11
12-217	3/8	5/16	7916	12.30

47W

CARBURETOR TO FUEL LINE ADAPTER - FORD




Part #	Female Tube OD x Male NPTF	A	Hex	Ref #	Approx. Wt. Lbs.	List Price
12-230	1/4"(1/2-20) x 1/8"	1.06	0.56	1513	0.04	19.33

1513

RESTRICTION PIPE ADAPTER

(.0625 ORIFICE)




Part #	Size FIP x MIP	A	Hex	Ref #	Approx. Wt. Lbs.	List Price
12-310	1/8"	0.75	0.50	1512	0.02	7.99

1510

INVERTED FLARE

BRASS FITTINGS

SAE FLARE X INVERTED FLARE




Part #	SAE Flare x Inv. Flare	A	Hex	Ref #	Approx. Wt. Lbs.	List Price
12-250	1/4" x 3/16"	1.03	0.43	1518	0.02	13.84
12-252	1/4" x 1/4"	1.03	0.43	1522	0.03	2.69
12-254	3/8" x 5/16"	1.34	0.63	1553	0.08	25.52
12-256	3/8" x 3/8"	1.37	0.63	1563	0.09	12.14
12-257	3/8" x 7/16"	1.40	0.68	1554	0.10	22.49

4205


METRIC HYDRAULIC BRAKE FITTINGS

METRIC ADAPTER



Part #	Bubble Male Thread	Tube O.D./ Female Thread	A	Hex	Ref #	Approx. Wt. Lbs.	List Price
12-335	M10x1.0	3/16"(3/8-24)	1.02	0.50	1442	0.02	3.90
12-326	M11x1.5	3/16"(M10x1.0)	1.06	0.50	7935	0.02	18.76
12-327	M12x1.0	3/16"(M10x1.0)	1.02	0.53	7936	0.04	18.10
12-328	M16x1.5	3/16"(M10x1.0)	1.02	0.56	7937	0.06	19.19

ADAPTER STANDARD TO METRIC BUBBLE



Part #	Female Inv. Flare Seat	Male Metric Bubble Flare	A	Hex	Ref #	Approx. Wt. Lbs.	List Price
12-336	3/16" (3/8-24)	11x1.5			7973		11.22
12-337	3/16" (3/8-24)	(3/16") (10x1.25)	1.00	0.50	7970	0.02	21.06
12-339	3/16" (3/8-24)	13x1.5	1.03	0.56	7972	0.04	23.09
12-341	3/16" (3/8-24)	12x1.0	1.02	0.53	7974	0.04	18.97

FEMALE X MALE ADAPTERS



Part #	Female Standard Flare Seat	Male Bubble Flare	Material	List Price
12-330	3/8-24 (3/16)	7/16-20	Steel	6.18




Part #	Tube OD/ Female Thread	Inverted Male Thread	Ref #	List Price
12-205	3/16 (3/8-24)	M10 x 1.0	1443	4.68



Part #	Female Standard Flare	Inverted Male Thread	Material	List Price
12-329	3/8-24 (3/16)	M9 x 1.0	Steel	9.18

METRIC UNION



Part #	Size	A	Hex	Ref #	Approx. Wt. Lbs.	List Price
12-342	British Brake Lines 3/16 (3/8-24 Bubble)	0.87	0.50	1594	0.03	7.32
12-343	European Brake Lines 3/16"(10.0MM)	1.04	0.56	7975	0.04	17.81
12-344	Japanese Brake Lines 3/16 (M10 x 1.0) Inverted	1.00	0.50	7934A	0.04	7.32
12-345	GM Brake Lines 6mm M12 x 1.0 Bubble	1.11	0.63		0.06	7.20

COMPRESSION FITTINGS



These are NOT Lead Free

See pages 160-164 for Lead Free products

Tube O.D.	1/8	3/16	1/4	5/16	3/8	7/16	1/2	5/8	3/4	7/8
Thread Size-B	5/16-24	3/8-24	7/16-24	1/2-24	9/16-24	5/8-24	11/16-20	13/16-18	1-18	1-1/8-18
Working Pressure	400	400	300	300	200	200	200	150	100	75

• Typical Application

Use with copper, aluminum and thermoplastic tubing. Not recommended for steel tubing. Manufactured for low and medium pressure tubing connection work where excessive vibration or tube movement is not involved. Not recommended for application using gaseous media.

• Pressure

See table above for working pressures at 73°F.

• Vibration

Fair resistance - use long nut when greater vibration resistance is needed.

• Temperature Range

-65°F to +250°F (-53°C to +121°C) range at maximum operating pressures. (Refer to tubing temperature range.)

• Used With

Aluminum, copper, brass and plastic tubing. Plastic tubing requires insert. Not recommended for steel tubing.

• Tolerance

+/- .02 on all dimensions. Dimension data can change without notice. Please call us when dimensions are critical.

• Conformance

Meets specifications and standards of ASA, ASME and SAE.

• Assembly Instructions

- 1- Cut tubing to desired length.
- 2- Slide nut and then sleeve on tube. Threaded end "A" of nut must face toward fitting.
- 3- Insert tubing into fitting body. Be sure tubing is bottomed on fitting shoulder.
- 4- Lubricate threads and assemble nut to fitting body.
- 5- Tighten nut hand tight. From that point, tighten with a wrench the number of turns indicated in the chart below.

Tube Size	Additional Turns from Hand Tight
1/8" thru 1/4"	1-1/4"
5/16"	1-3/4"
3/8" thru 1"	2-1/4"

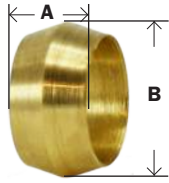
• "L" at the end of a Part# means **Light Pattern** - These fittings are completely interchangeable with full pattern fittings, but have been modified in some way. This modification is usually in the length of the pipe threads. Used in plumbing and light industrial applications.

Actual Profile of Compression Threads

5/16"-24	3/8"-24	7/16"-24	1/2"-24	9/16"-24	11/16"-20	13/16"-18	1"-18	1-1/8"-18 75 PSI
1/8"	3/16"	1/4"	5/16"	3/8"	1/2"	5/8"	3/4"	7/8"


COMPRESSION**BRASS FITTINGS****BRASS SLEEVE**

• FERRULES

SAE# 060115

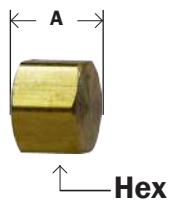
Part #	Size	A	B	Approx. Wt. Lbs.	List Price
18-001	1/8"	0.19	0.19	0.01	0.30
18-002	3/16"	0.22	0.27	0.01	0.21
18-003	1/4"	0.25	0.34	0.01	0.25
18-004	5/16"	0.25	0.41	0.01	0.20
18-005	3/8"	0.25	0.47	0.02	0.24
18-006	7/16"	0.31	0.53	0.02	0.57
18-007	1/2"	0.38	0.59	0.02	0.58
18-008	5/8"	0.38	0.71	0.03	0.62
18-009	3/4"	0.44	0.87	0.03	1.64
18-010	7/8"	0.41	0.99	0.03	1.05

60 260

BRASS NUT**SAE# 060110**

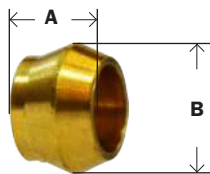
Part #	Size	Thread	A	Hex	Approx. Wt. Lbs.	List Price
18-033	1/8"	5/16-24	0.38	0.37	0.01	0.90
18-034	3/16"	3/8-24	0.41	0.43	0.01	0.53
18-035L	1/4"	7/16-24	0.44	0.50	0.02	0.57
18-035	1/4"	7/16-24	0.44	0.50	0.02	0.79
18-036	5/16"	1/2-24	0.44	0.56	0.02	0.85
18-037L	3/8"	9/16-24	0.47	0.62	0.04	0.90
18-037	3/8"	9/16-24	0.47	0.62	0.04	1.37
18-038	7/16"	5/8-24	0.50	0.68	0.04	3.87
18-039L	1/2"	11/16-20	0.56	0.75	0.04	1.83
18-039	1/2"	11/16-20	0.62	0.81	0.04	2.83
18-040L	5/8"	13/16-18	0.56	0.87	0.06	1.80
18-040	5/8"	13/16-18	0.62	0.94	0.06	3.15
18-041	3/4"	1-18	0.68	1.12	0.08	3.86
18-042	7/8"	1-1/8 - 18	0.62	1.25	0.10	4.88

61 261

CAP

Part #	Size	A	Hex	Approx. Wt. Lbs.	List Price
18-047	1/4"	0.44	0.50	0.02	1.39
18-048	3/8"	0.40	0.62	0.04	1.64
18-049	1/2"	0.48	0.75	0.06	3.64
18-050	5/8"	0.56	0.94	0.10	6.17

61-CC N5CT

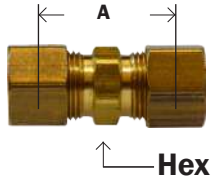
COMPRESSION PLUG

Part #	Size	A	B	Approx. Wt. Lbs.	List Price
18-029	3/8"	0.31	0.47	0.04	2.04
18-030	1/2"	0.34	0.59	0.06	2.83

CSP

UNION

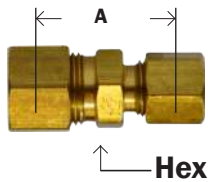
SAE# 060101BA



Part #	Size	A	Hex	Approx. Wt. Lbs.	List Price
18-062	1/8"	0.64	0.31	0.03	4.83
18-063	3/16"	0.75	0.37	0.04	2.39
18-064L	1/4"	0.79	0.43	0.06	2.55
18-064	1/4"	0.81	0.43	0.06	2.90
18-065	5/16"	0.88	0.50	0.06	3.72
18-066L	3/8"	0.96	0.56	0.09	3.55
18-066	3/8"	0.98	0.56	0.10	3.64
18-067	7/16"	1.02	0.62	0.12	19.44
18-068L	1/2"	1.06	0.68	0.16	7.66
18-068	1/2"	1.25	0.68	0.16	9.17
18-069L	5/8"	1.43	0.81	0.24	8.16
18-069	5/8"	1.25	0.81	0.26	11.91
18-070	3/4"	1.41	1.00	0.35	21.35
18-071L	7/8"	1.03	1.12	0.34	17.33
18-071	7/8"	1.00	1.12	0.36	17.12

M-62

REDUCING UNION

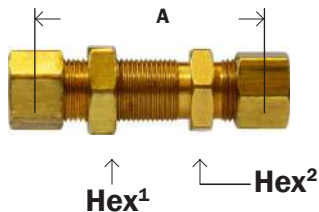


Part #	Size	A	Hex	Approx. Wt. Lbs.	List Price
18-076	1/4" x 1/8"	0.73	0.44	0.04	4.41
18-077	1/4" x 3/16"	0.78	0.44	0.06	7.99
18-078	5/16" x 1/4"	0.81	0.50	0.06	4.75
18-079	3/8" x 1/4"	0.90	0.56	0.10	7.20
18-080	3/8" x 5/16"	0.94	0.56	0.10	7.13
18-081	1/2" x 3/8"	1.03	0.68	0.12	8.12
18-082	5/8" x 3/8"	1.03	0.81	0.15	8.00
18-084	7/8" x 5/8"	1.23	1.18	0.20	29.44

62-R

BULKHEAD UNIONS

SAE# 060101



Part #	Size	A	Hex 1	Hex 2	Approx. Wt. Lbs.	List Price
18-088	1/4"	1.58	0.56	0.56	0.10	8.62
18-090	3/8"	1.76	0.68	0.68	0.14	23.77

62BH 75 274

BULKHEAD NUTS



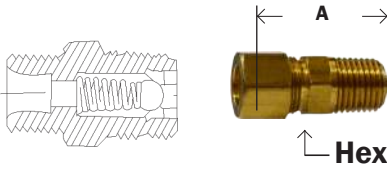
Part #	Size	A	Hex	Approx. Wt. Lbs.	List Price
18-097	1/4"	0.25	0.56	0.02	5.68
18-099	3/8"	0.25	0.68	0.04	6.28
18-100	1/2"	0.38	0.94	0.06	28.13

20102

COMPRESSION

BRASS FITTINGS

BALL CHECK VALVE - Min. Working pressure 3 psi.

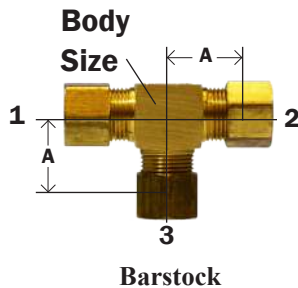
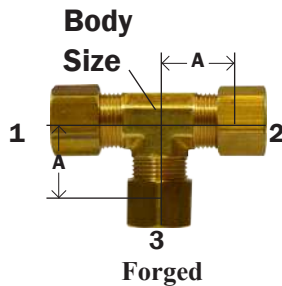


Part #	Tube OD x Male NPTF	A	Hex	Approx. Wt. Lbs.	List Price
18-092	1/8" x 1/8"	0.78	0.44	0.04	11.63
18-094	1/4" x 1/8"	0.88	0.44	0.04	12.20
18-096	3/8" x 1/4"	1.16	0.56	0.08	16.11

63 263 63A

TEE

SAE# 060401

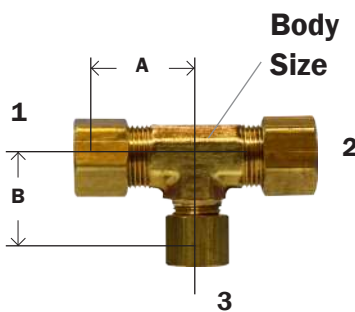


Part #	Size	A	Body Size	Approx. Wt. Lbs.	List Price
18-101	1/8"	0.61	0.37	0.04	12.96
18-101B*	1/8"	0.62	0.33	0.04	11.29
18-102	3/16"	0.59	0.36	0.08	5.80
18-102B*	3/16"	0.60	0.38	0.08	8.20
18-103	1/4"	0.63	0.36	0.10	5.35
18-103B*	1/4"	0.62	0.49	0.10	10.20
18-104	5/16"	0.72	0.50	0.13	8.49
18-104B*	5/16"	0.60	0.50	0.14	13.33
18-105	3/8"	0.75	0.50	0.16	7.34
18-105B*	3/8"	0.73	0.59	0.16	13.55
18-106	1/2"	0.94	0.59	0.22	14.36
18-106B*	1/2"	0.94	0.69	0.24	30.90
18-107	5/8"	1.06	0.69	0.28	15.31
18-108	3/4"	1.22	0.88	0.32	49.88
18-109	7/8"	1.25	0.94	0.34	40.07

* Barstock

64 264C

FORGED REDUCING TEE



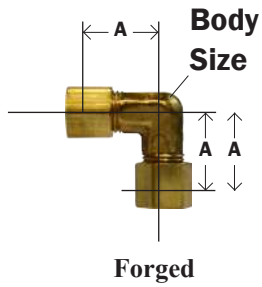
Part #	Size 1 x 2 x 3	A	B	Body Size	Approx. Wt. Lbs.	List Price
18-114	1/4" x 1/4" x 1/8"	0.62	0.59	0.38	0.09	7.68
18-110	1/4" x 1/4" x 3/8"	0.69	0.75	0.50	0.14	16.99
18-111	3/8" x 1/4" x 1/4"	0.75	0.69	0.50	0.12	10.44
18-115	3/8" x 3/8" x 1/4"	0.75	0.69	0.50	0.14	7.67
18-116	1/2" x 1/2" x 1/4"	0.94	0.81	0.59	0.16	14.50
18-117	1/2" x 1/2" x 3/8"	0.94	0.81	0.59	0.24	15.60
18-118	5/8" x 5/8" x 3/8"	1.06	0.94	0.69	0.28	18.66
18-119	5/8" x 5/8" x 1/2"	1.06	1.06	0.69	0.30	20.66

64-R

our life is what our thoughts make it. — Marcus Aurelius

UNION ELBOW

SAE# 060201

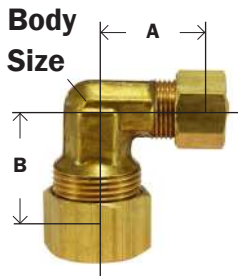


Part #	Size	A	Body Size	Approx. Wt. Lbs.	List Price
18-122B*	1/8"	0.62	0.35	0.04	8.32
18-123	3/16"	0.61	0.37	0.06	7.44
18-124	1/4"	0.66	0.38	0.08	4.80
18-125	5/16"	0.69	0.47	0.09	7.91
18-126	3/8"	0.72	0.43	0.12	6.33
18-127	1/2"	0.94	0.59	0.19	10.20
18-128	5/8"	1.06	0.72	0.26	10.71
18-129	3/4"	1.19	0.94	0.48	27.08
18-130	7/8"	1.25	0.94	0.44	30.00

Forged
Barstock

65 BSE2 165C 265C


REDUCING ELBOW - Forged



Part #	Size	A	B	Body Size	Approx. Wt. Lbs.	List Price
18-135	3/8" x 1/4"	0.69	0.75	0.47	0.12	10.57
18-136	1/2" x 3/8"	0.88	0.94	0.59	0.15	11.63
18-137	5/8" x 3/8"	0.88	0.97	0.56	0.18	16.10
31-137	3/8" OD x 5/8" OD	Chrome Plated				9.56

65-R

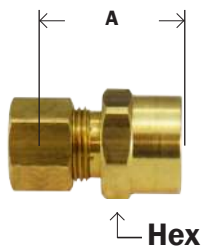
TANK ADAPTER DRILLED THRU (NO STOP)



Part #	Comp. X Male NPTF	A	Hex	Approx. Wt. Lbs.	List Price
18-208	1/4" x 1/8"	0.88	0.43	0.04	3.34
18-209	1/4" x 1/4"	0.99	0.56	0.05	2.51
18-210	3/8" x 1/4"	1.16	0.56	0.05	4.68
18-211	3/8" x 3/8"	1.09	0.68	0.08	3.88
18-212	3/8" x 1/2"	1.19	0.87	0.10	6.22
18-213	1/2" x 3/8"	1.22	0.68	0.12	8.40
18-214	1/2" x 1/2"	1.09	0.81	0.14	6.79
18-215	5/8" x 1/2"	1.12	0.81	0.18	8.01

68-T 682C 80F

COMP X SWEAT ADAPTER



Part #	Comp. X Sweat Adapter	A	Hex	Approx. Wt. Lbs.	List Price
18-171	3/8" x 1/2" nom.swt.	0.98	0.75	0.08	6.58
31-171	3/8" OD x 1/2" SWT	Chrome Plated			6.11


66-S

COMPRESSION

BRASS FITTINGS

FEMALE ADAPTER

SAE# 060103



Part #	Comp. X Female NPTF	A	Hex	Approx. Wt. Lbs.	List Price
18-142	1/8" x 1/8"	0.75	0.56	0.02	3.43
18-143	3/16" x 1/8"	0.78	0.56	0.04	4.45
18-144	3/16" x 1/4"	0.96	0.68	0.04	10.42
18-145L	1/4" x 1/8"	0.84	0.50	0.05	1.96
18-145	1/4" x 1/8"	0.78	0.56	0.05	2.82
18-146L	1/4" x 1/4"	0.88	0.62	0.09	3.89
18-146	1/4" x 1/4"	1.03	0.68	0.09	6.40
18-148	1/4" x 1/2"	1.02	0.87	0.12	16.56
18-149	5/16" x 1/8"	0.81	0.56	0.05	3.95
18-150	5/16" x 1/4"	0.91	0.62	0.06	5.83
18-152	3/8" x 1/8"	0.88	0.56	0.06	3.89
18-153L	3/8" x 1/4"	0.97	0.62	0.08	4.96
18-153	3/8" x 1/4"	1.06	0.68	0.08	5.25
18-154L	3/8" x 3/8"	1.03	0.75	0.08	3.31
18-154	3/8" x 3/8"	1.06	0.81	0.10	7.47
18-155	3/8" x 1/2"	1.12	1.00	0.08	5.59
18-156	3/8" x 3/4"	1.19	1.16	0.14	16.89
18-157	1/2" x 1/4"	1.09	0.68	0.10	10.36
18-158L	1/2" x 3/8"	0.94	0.81	0.12	8.45
18-158	1/2" x 3/8"	1.12	0.81	0.12	8.45
18-159L	1/2" x 1/2"	1.19	1.00	0.12	6.71
18-159	1/2" x 1/2"	1.31	1.00	0.12	13.81
18-160	1/2" x 3/4"	1.25	1.16	0.18	16.15
18-162L	5/8" x 1/2"	1.20	0.94	0.18	7.37
18-162	5/8" x 1/2"	1.38	1.00	0.18	12.06
18-163	5/8" x 3/4"	1.20	1.12	0.22	10.58
18-164	3/4" x 1/2"	1.25	1.06	0.26	19.10
18-165	3/4" x 3/4"	1.28	1.19	0.28	27.63
18-167	7/8" x 1/2"	1.28	1.19	0.32	18.39
18-166	7/8" x 3/4"	1.31	1.12	0.34	22.09

66

DRILLED THRU UNION - NO STOP



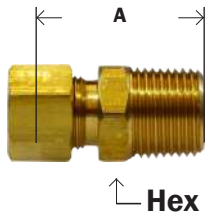
Part #	Size	List Price
18-066D	3/8"	5.72
18-069D	5/8"	13.38
18-071D	7/8"	30.66

A long life may not be good enough, but a good life is long enough.

-Benjamin Franklin

MALE ADAPTER

SAE# 060102



Part #	Comp. X Male NPTF	A	Hex	Approx. Wt. Lbs.	List Price
18-175	1/8" x 1/16"	0.78	0.37	0.02	8.49
18-176	1/8" x 1/8"	0.78	0.43	0.04	2.25
18-177	3/16" x 1/8"	0.84	0.43	0.04	1.95
18-178	3/16" x 1/4"	0.94	0.56	0.06	5.00
18-179L	1/4" x 1/8"	0.88	0.56	0.04	2.07
18-179	1/4" x 1/8"	0.88	0.43	0.04	2.02
18-180L	1/4" x 1/4"	0.94	0.56	0.05	1.77
18-180	1/4" x 1/4"	1.06	0.56	0.06	3.28
18-181	1/4" x 3/8"	1.03	0.68	0.08	3.23
18-182	1/4" x 1/2"	1.09	0.81	0.10	4.46
18-183	5/16" x 1/8"	0.91	0.50	0.05	2.74
18-184L	5/16" x 1/4"	1.01	0.56	0.06	3.54
18-184	5/16" x 1/4"	1.09	0.56	0.06	3.28
18-185	5/16" x 3/8"	1.06	0.68	0.07	5.96
18-186	5/16" x 1/2"	1.14	0.87	0.10	9.31
18-187L	3/8" x 1/8"	0.94	0.56	0.06	3.07
18-187	3/8" x 1/8"	0.97	0.56	0.06	4.23
18-188L	3/8" x 1/4"	1.03	0.56	0.06	3.33
18-188	3/8" x 1/4"	1.16	0.56	0.07	3.57
18-189L	3/8" x 3/8"	1.09	0.68	0.08	3.44
18-189	3/8" x 3/8"	1.14	0.69	0.08	4.59
18-190L	3/8" x 1/2"	1.19	0.88	0.12	5.28
18-190	3/8" x 1/2"	1.34	0.87	0.13	5.86
18-191	3/8" x 3/4"	1.29	1.06	0.16	11.56
18-192	7/16" x 1/4"	1.06	0.62	0.10	10.87
18-204	7/16" x 3/8"	1.10	0.68	0.12	8.88
18-193L	1/2" x 1/4"	1.09	0.69	0.11	6.33
18-193	1/2" x 1/4"	1.22	0.68	0.11	6.33
18-194L	1/2" x 3/8"	1.16	0.68	0.12	4.65
18-194	1/2" x 3/8"	1.16	0.69	0.12	5.01
18-195L	1/2" x 1/2"	1.09	0.81	0.12	5.71
18-195	1/2" x 1/2"	1.41	0.87	0.19	8.09
18-196	1/2" x 3/4"	1.38	1.06	0.22	8.09
18-197	5/8" x 3/8"	1.22	0.87	0.24	6.36
18-198	5/8" x 1/2"	1.12	0.81	0.24	7.28
18-199	5/8" x 3/4"	1.31	1.06	0.26	7.50
18-200	3/4" x 1/2"	1.44	1.00	0.26	11.98
18-201	3/4" x 3/4"	1.50	1.06	0.26	12.02
18-202	7/8" x 1/2"	1.18	1.12	0.26	18.85
18-203	7/8" x 3/4"	1.22	1.12	0.28	10.67
18-205	7/8" x 1"	1.67	1.37	0.32	56.21


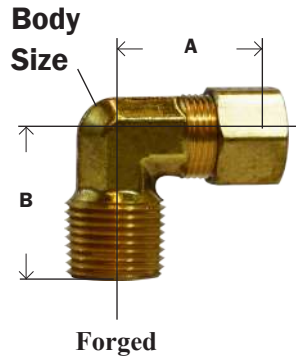
68

COMPRESSION

BRASS FITTINGS

MALE ELBOW

SAE# 060202

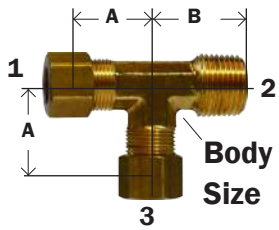


Part #	Comp. X Male NPTF	A	B	Body Size	Approx. Wt. Lbs.	List Price
18-220	1/8" x 1/8"	0.59	0.75	0.34	0.02	3.59
18-220B*	1/8" x 1/8"	0.60	0.67	0.43	0.04	3.61
18-221	3/16" x 1/8"	0.63	0.72	0.34	0.04	4.43
18-221B*	3/16" x 1/8"	0.62	0.69	0.43	0.06	3.42
18-223	3/16" x 1/4"	0.60	0.81	0.39	0.05	5.19
18-224	1/4" x 1/8"	0.60	0.75	0.37	0.06	3.69
18-224B*	1/4" x 1/8"	0.62	0.75	0.43	0.06	3.02
18-225	1/4" x 1/4"	0.65	0.94	0.36	0.08	3.51
18-225B*	1/4" x 1/4"	0.61	0.81	0.56	0.08	3.61
18-226	1/4" x 3/8"	0.75	0.91	0.47	0.08	4.82
18-227	1/4" x 1/2"	0.81	1.13	0.56	0.12	7.80
18-228	5/16" x 1/8"	0.66	0.75	0.47	0.06	5.12
18-228B*	5/16" x 1/8"	0.62	0.75	0.42	0.06	4.22
18-229	5/16" x 1/4"	0.66	0.81	0.47	0.07	5.07
18-229B*	5/16" x 1/4"	0.69	0.84	0.57	0.08	6.66
18-230	5/16" x 3/8"	0.75	0.91	0.47	0.10	5.97
18-231	5/16" x 1/2"	0.84	1.12	0.56	0.12	9.58
18-232	3/8" x 1/8"	0.72	0.66	0.39	0.06	4.09
18-232B*	3/8" x 1/8"	0.69	0.69	0.57	0.06	7.02
18-233	3/8" x 1/4"	0.75	0.82	0.46	0.08	5.39
18-233B*	3/8" x 1/4"	0.75	0.94	0.57	0.08	5.41
18-234	3/8" x 3/8"	0.81	0.94	0.46	0.10	5.65
18-234B*	3/8" x 3/8"	0.71	0.83	0.69	0.10	9.54
18-235	3/8" x 1/2"	0.87	1.12	0.56	0.14	11.62
18-235B*	3/8" x 1/2"	0.88	1.16	0.94	0.14	18.81
18-248	3/8" x 3/4"	1.03	1.19	0.81	0.18	12.11
18-247	7/16" x 1/4"	0.84	1.00	0.56	0.14	10.29
18-236	1/2" x 1/4"	0.88	0.97	0.56	0.14	8.30
18-237	1/2" x 3/8"	0.88	1.03	0.56	0.19	7.39
18-237B*	1/2" x 3/8"	0.94	1.12	0.70	0.19	10.64
18-238	1/2" x 1/2"	0.94	1.13	0.59	0.17	8.33
18-238B*	1/2" x 1/2"	0.94	1.31	0.86	0.17	16.89
18-239	1/2" x 3/4"	1.16	1.25	0.81	0.18	14.72
18-240	5/8" x 3/8"	1.06	1.12	0.68	0.18	9.05
18-241	5/8" x 1/2"	1.06	1.16	0.68	0.20	9.80
18-241B*	5/8" x 1/2"	1.06	1.31	0.86	0.20	16.94
18-242	5/8" x 3/4"	1.16	1.31	0.81	0.24	15.57
18-243	3/4" x 1/2"	1.19	1.31	0.94	0.26	16.79
18-245	3/4" x 3/4"	1.19	1.38	0.94	0.30	18.99
18-246	7/8" x 3/4"	1.25	1.38	0.94	0.35	29.10

* Barstock

69 269C BSE1 169C

FORGED MALE RUN TEE

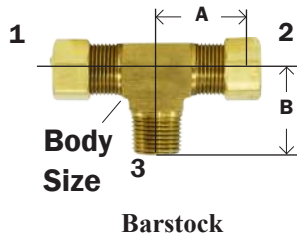
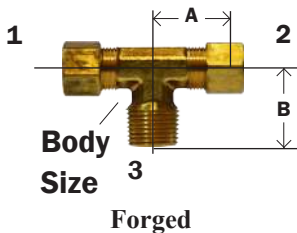


Part #	Comp. X Male NPTF (1&3) X 2	A	B	Body Size	Approx. Wt. Lbs.	List Price
18-272	1/8" x 1/8"	0.63	0.69	0.36	0.06	6.65
18-273	3/16" x 1/8"	0.63	0.69	0.36	0.07	6.65
18-274	1/4" x 1/8"	0.63	0.75	0.36	0.08	5.73
18-275	1/4" x 1/4"	0.69	0.88	0.44	0.10	6.78
18-276	5/16" x 1/8"	0.72	0.75	0.50	0.10	8.93
18-277	5/16" x 1/4"	0.75	0.88	0.44	0.10	8.67
18-278	3/8" x 1/8"	0.75	0.75	0.50	0.14	9.60
18-279	3/8" x 1/4"	0.79	0.87	0.44	0.18	7.43
18-280	3/8" x 3/8"	0.88	1.00	0.47	0.20	11.45
18-281	1/2" x 3/8"	0.94	1.09	0.59	0.24	13.94
18-282	1/2" x 1/2"	0.97	1.19	0.69	0.26	18.19
18-283	5/8" x 1/2"	1.06	1.31	0.69	0.28	16.97
18-284	3/4" x 1/2"	1.22	1.34	0.88	0.30	40.26

71 171C BST3

MALE BRANCH TEE

SAE# 060425



Part #	Comp. X Male NPTF (1&2) X 3	A	B	Body Size	Approx. Wt. Lbs.	List Price
18-290	3/16" x 1/8"	0.63	0.69	0.36	0.08	8.66
18-291	1/4" x 1/8"	0.62	0.75	0.36	0.10	6.20
18-291B*	1/4" x 1/8"	0.64	0.73	0.45	0.10	10.61
18-292	1/4" x 1/4"	0.69	0.86	0.44	0.10	7.18
18-293	5/16" x 1/8"	0.72	0.75	0.50	0.11	7.18
18-294	5/16" x 1/4"	0.75	0.88	0.44	0.12	8.03
18-295	3/8" x 1/8"	0.75	0.75	0.50	0.14	9.59
18-296	3/8" x 1/4"	0.78	0.88	0.44	0.16	7.35
18-297	3/8" x 3/8"	0.78	0.97	0.47	0.18	10.77
18-298	3/8" x 1/2"	0.88	1.22	0.69	0.20	16.49
18-304	1/2" x 1/4"	0.94	0.97	0.59	0.22	14.26
18-299B*	1/2" x 3/8"	0.96	1.09	0.70	0.24	26.78
18-299	1/2" x 3/8"	0.94	1.12	0.59	0.24	13.65
18-300	1/2" x 1/2"	0.97	1.19	0.69	0.30	17.25
18-301	5/8" x 1/2"	1.06	1.31	0.69	0.32	19.43
18-302	3/4" x 1/2"	1.22	1.34	0.88	0.50	43.18
18-303	3/4" x 3/4"	1.25	1.50	0.88	0.54	40.66

* Barstock

72 BST1 172C

Be glad of life because it gives you the chance to love and to work and to play and to look up at the stars.

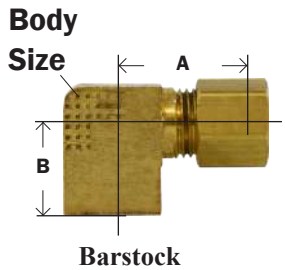
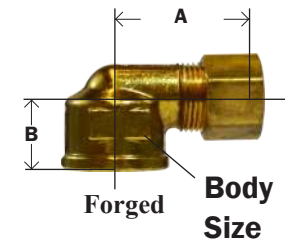
— Henry Van Dyke

COMPRESSION

BRASS FITTINGS

FEMALE ELBOW

SAE# 060203

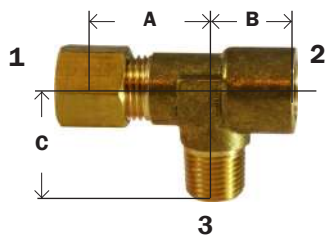


Part #	Comp. X Female NPTF	A	B	Body Size	Approx. Wt. Lbs.	List Price
18-251	1/8" x 1/8"	0.69	0.56	0.56	0.04	8.46
18-252	3/16" x 1/8"	0.69	0.47	0.56	0.04	5.01
18-253	1/4" x 1/8"	0.69	0.47	0.56	0.06	4.98
18-253B*	1/4" x 1/8"	0.69	0.56	0.56	0.06	6.00
18-254	1/4" x 1/4"	0.75	0.50	0.72	0.08	5.64
18-267	1/4" x 3/8"	0.81	0.58	0.81	0.08	7.99
18-268	1/4" x 1/2"	0.89	0.66	1.00	0.10	10.57
18-255	5/16" x 1/8"	0.72	0.84	0.47	0.08	9.21
18-256	5/16" x 1/4"	0.78	0.50	0.72	0.09	7.18
18-257	3/8" x 1/8"	0.75	0.84	0.47	0.10	5.94
18-258	3/8" x 1/4"	0.84	0.59	0.75	0.10	6.33
18-259	3/8" x 3/8"	0.88	0.58	0.81	0.12	7.31
18-260	3/8" x 1/2"	0.97	0.66	1.00	0.14	8.39
18-250	3/8" x 3/4"	1.09	0.72	1.25	0.18	13.38
18-261	1/2" x 1/4"	1.06	0.70	0.88	0.18	11.66
18-262	1/2" x 3/8"	1.00	0.70	0.88	0.16	9.73
18-263	1/2" x 1/2"	1.03	0.72	1.00	0.20	10.04
18-270	1/2" x 3/4"	1.16	0.72	1.25	0.23	14.42
18-269	5/8" x 3/8"	1.09	0.77	1.00	0.20	14.76
18-264	5/8" x 1/2"	1.09	0.77	1.00	0.22	11.48
18-265	5/8" x 3/4"	1.22	0.77	1.25	0.24	15.75
18-266	3/4" x 1/2"	1.25	1.25	0.94	0.28	25.79

* Barstock

70 270C BSE3 170C

FORGED TEE



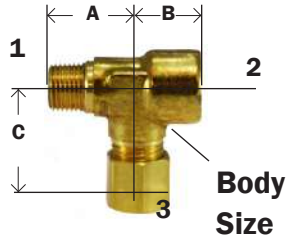
Part #	Comp. X Female NPTF x Male NPTF 1x(2&3)	A	B	C	Approx. Wt. Lbs.	List Price
18-307	1/4" x 1/8"	0.72	0.53	0.72	0.20	7.73

71 171C BST3

Don't be afraid to give your best to what seemingly are small jobs. Every time you conquer one it makes you that much stronger. If you do the little jobs well, the big ones will tend to take care of themselves.

- Dale Carnegie

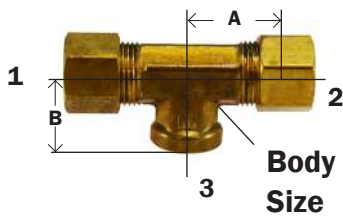
ADAPTER TEE



Part #	Male NPTF x Female NPTF x Comp. 3x (1&2)	A	B	C	Body Size	Approx. Wt. Lbs.	List Price
18-314	1/8" x 1/4"	0.72	0.53	0.72	0.47	0.08	8.56
18-316	3/8" x 1/4"	0.84	0.97	0.81	0.47	0.10	9.97

76 176C

FEMALE BRANCH FORGED TEE

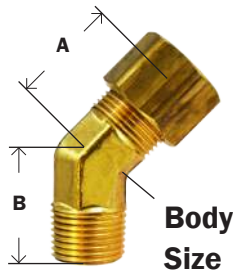


Part #	Comp. X Female NPTF (1&2)x3	A	B	Body Size	Approx. Wt. Lbs.	List Price
18-321	1/4" x 1/8"	0.78	0.75	0.45	0.10	7.37
18-328	1/4" x 1/4"	0.78	0.75	0.44	0.12	11.51
18-325	3/8" x 1/8"	0.75	0.63	0.50	0.12	9.57
18-322	3/8" x 1/4"	0.81	0.97	0.47	0.14	11.59
18-323	3/8" x 3/8"	0.97	0.69	1.05	0.16	17.32
18-326	1/2" x 1/8"	0.94	0.75	0.59	0.20	15.17
18-324	1/2" x 3/8"	1.00	0.72	0.88	0.22	22.81
18-327	5/8" x 1/8"	1.06	0.81	0.69	0.26	20.57

78 BST4 77 177C 2908

45° ELBOW

SAE# 060302

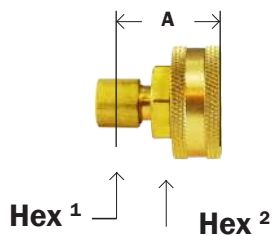


Part #	Comp. X Male NPTF	A	B	Body Size	Approx. Wt. Lbs.	List Price
18-329	3/16" x 1/8"	0.40	0.63	0.41	0.04	5.72
18-330	1/4" x 1/8"	0.40	0.61	0.41	0.04	5.26
18-336	1/4" x 1/4"	0.59	0.84	0.53	0.06	7.71
18-331	5/16" x 1/8"	0.59	0.65	0.53	0.06	8.47
18-332	5/16" x 1/4"	0.59	0.83	0.53	0.08	8.96
18-333	3/8" x 1/4"	0.62	0.83	0.53	0.08	6.89
18-338	3/8" x 3/8"	0.75	0.95	0.59	0.10	18.75
18-334	1/2" x 3/8"	0.75	0.88	0.59	0.14	8.52
18-339	1/2" x 1/2"	0.94	1.14	0.75	0.14	16.54
18-335	5/8" x 1/2"	0.78	1.14	0.78	0.14	17.60

6945 45BSE1 74 179C 273 77

GARDEN HOSE SWIVEL

•WASHER INCLUDED



Part #	Compression x FGH	A	Hex 1	Hex 2	Approx. Wt. Lbs.	List Price
30-050	1/4" x 3/4"	1.02	0.50	0.75	0.09	8.63
30-051	3/8" x 3/4"	1.04	0.62	0.75	0.12	8.10

COMPRESSION


BRASS FITTINGS

DOUBLE COMPRESSION THREADED SLEEVE FITTINGS

- Use with aluminum and copper tubing or plastic tubing with internal tube support. Not recommended for steel tubing.
- Easy to assemble, no flaring, two piece construction.
- For use on oil, air, water and grease lubrication systems.
- When design makes a dimension critical, contact us for information.

Tube OD	1/8	3/16	1/4	5/16	3/8
Thread	5/16-24	3/8-24	7/16-24	1/2-20	9/16-20
Working Pressure	500	500	500	250	250


NUT



Part #	Size	A	Hex	Approx. Wt. Lbs.	List Price
16-001	1/8"	0.50	0.37	0.02	1.18
16-002	3/16"	0.53	0.43	0.02	2.20
16-003	1/4"	0.56	0.50	0.04	2.92
16-004	5/16"	0.61	0.56	0.04	3.39
16-005	3/8"	0.61	0.62	0.04	3.84

181 6100 11

MALE ADAPTER

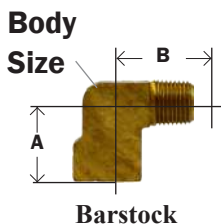


Part #	THRD Sleeve x Male NPTF	A	Hex	Approx. Wt. Lbs.	List Price
16-117	1/8" x *	0.62	0.43	0.02	13.26
16-118	1/8" x 1/8"	0.62	0.43	0.02	2.62
16-119	3/16" x 1/8"	0.69	0.43	0.02	3.30
16-121	1/4" x 1/8"	0.75	0.50	0.04	2.93
16-122	5/16" x 1/8"	0.89	0.56	0.04	5.72
16-123	3/8" x 1/4"	0.84	0.62	0.06	8.28

* 1/4 - 28 Male Thread Tapered.

188 6200 12

90° ELBOW




Barstock

Part #	THRD Sleeve x Male NPTF	A	B	Body Size	Approx. Wt. Lbs.	List Price
16-127	1/8" x *	0.50	0.52	0.41	0.02	10.12
16-128	1/8" x 1/8"	0.50	0.66	0.43	0.02	14.94
16-129	3/16" x 1/8"	0.56	0.62	0.44	0.02	33.70
16-130	1/4" x 1/8"	0.52	0.62	0.50	0.04	23.56

* 1/4 - 28 Male Thread Tapered

189 6400 15

BREAK-AWAY NUT



- 1-Piece Fitting

Part #	Size	A	Hex	Approx. Wt. Lbs.	List Price
16-090	3/16"	0.57	0.37	0.02	8.42
16-010	1/4"	0.62	0.43	0.02	2.09

* Threaded sleeve fittings on page 85.

181-BA 21604 99LB 81LB

I never did a day's work in my life. It was all fun.

-Thomas A. Edison

BRASS SPLIT SLEEVE D.O.T. FITTINGS (5/32 O.D.)

TRANSMISSION BRASS FITTINGS

APPLICATIONS: Used with SAE J844 Type A nylon tube in pressure protected air transmission applications.

TECHNICAL DATA: Maximum working pressure up to 150 PSI. Fittings will withstand variations from -40°F to +220°F (-40°C to + 104°C)

Ideally suited for use in passive protected air transmission applications. A specially designed slotted sleeve helps eliminate notch stress related to over torque.

COLLET



Part #	Tube O.D.	List Price
38-711	5/32"	1.65
25-001	1/8"	1.66

1460 90791 280 90946

NUT



Part #	Tube O.D.	List Price
38-732	5/32"	1.98
25-033	1/8"	1.87

1461 90790 281 90885

DOUBLE END UNION



Part #	Tube O.D.	List Price
38-761	5/32"	15.15
25-062	1/8"	8.84

1462 90792 283 90891

CONNECTOR WITH NUT AND SLEEVE



Part #	Tube O.D.	Pipe Thread	List Price
38-769	5/32"	1/16"	10.01
38-770	5/32"	1/8"	9.48
25-175	1/8"	1/16"	10.00
25-176	1/8"	1/8"	9.06

• Shipped with nut and split sleeve, picture shows insert 1468 90794 282 90985

ELBOW




Part #	Tube O.D.	Pipe Thread	List Price
38-718	5/32"	1/8"	10.59
25-220	1/8"	1/8"	8.88

SPECIAL COMPRESSION ASSEMBLIES**BRASS FITTINGS**

To purchase special compression assemblies, delete the 18 prefix on part# and add the prefix of the type of special assembly you desire. Pricing and availability upon request.

- 22 - Plastic sleeve (inserts should be ordered separately)
- 24 - Long nut compression
- 26 - Captive sleeve (parts listed on following pages)
- 27 - Self align sleeve

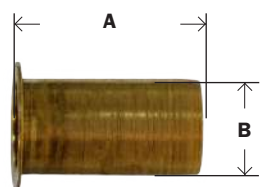
DELRIN SLEEVE

Part #	Size	A	B	Approx. Wt. Lbs.	List Price
18-015	1/4"	0.19	0.37	0.01	0.07
18-016	5/16"	0.19	0.43	0.01	1.09
18-017	3/8"	0.19	0.50	0.02	0.23
18-018	1/2"	0.25	0.63	0.02	0.15
18-019	5/8"	0.22	0.74	0.02	0.21

60-P

BRASS INSERT

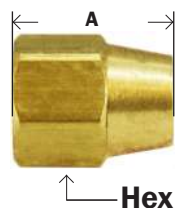
• SLEEVE



Part #	Size	A	B	Approx. Wt. Lbs.	Wall	List Price
22-008	1/8"	0.46	0.080	0.01	.016	0.73
22-009	3/16"	0.45	0.135	0.01	.025	0.80
22-009A	3/16"	0.52	0.095	0.01	.040	0.82
22-010	1/4"	0.50	0.163	0.02	.04	0.41
22-010A	1/4"	0.59	0.125	0.02	.04	1.16
22-010B	1/4"	0.53	0.172	0.02	.03	1.90
22-011A	5/16"	0.50	0.232	0.02	.04	1.76
22-011	5/16"	0.53	0.187	0.02	.062	0.73
22-012	3/8"	0.56	0.250	0.03	.062	0.64
22-013	1/2"	0.72	0.370	0.03	.062	0.83
22-014	5/8"	0.72	0.483	0.03	.062	1.69
22-015	3/4"	1.03	0.563	0.03	.03	5.04


See lead free insert on page 167

63-BI 60AE 2030 63PT

LONG NUT COMPRESSION - Can be assembled on any compression fitting

Part #	Size	A	Hex	Approx. Wt. Lbs.	List Price
10-013	1/8"	0.50	0.37	0.01	2.09
24-002	3/16"	0.62	0.43	0.01	1.71
24-003	1/4"	0.75	0.50	0.02	1.95
24-004	5/16"	0.84	0.56	0.02	1.51
24-005	3/8"	0.97	0.62	0.04	2.96
24-006	1/2"	1.06	0.81	0.06	7.63
24-007	5/8"	1.19	0.94	0.11	7.58
24-008	3/4"	1.50	1.25	0.14	15.47

161

SELF-ALIGN SLEEVES

Part #	Size	List Price
27-001	1/8"	0.32
27-002	3/16"	0.99
27-003	1/4"	0.38

Part #	Size	List Price
27-005	3/8"	0.95
27-006	1/2"	2.26

860

860 601

BRASS FITTINGS

CAPTIVE SLEEVE COMPRESSION

CAPTIVE SLEEVE NUT



Part #	Size	List Price
26-001	1/8"	1.59
26-002	3/16"	1.66
26-003	1/4"	1.35
26-004	5/16"	1.86
26-005	3/8"	1.74
26-007	1/2"	3.48
26-008	5/8"	6.22
26-015	3/4"	14.25
26-016	7/8"	36.44
26-009	1"	36.86

CS61 61CA

UNION



Part #	Size	List Price
26-062	1/8"	4.87
26-063	3/16"	3.55
26-064	1/4"	3.23
26-065	5/16"	3.75
26-066	3/8"	3.75
26-079	3/8" x 1/4"	7.74

CS62 62CA

TEE



Part #	Size	List Price
26-102	3/16"	7.17
26-103	1/4"	7.17
26-105	3/8"	7.74

CS64 164CA

FEMALE ADAPTER



Part #	Comp. X Female NPTF	List Price
26-145	1/4" x 1/8"	3.37
26-153	3/8" x 1/4"	5.83

CS66 66CA

MALE ADAPTER



Part #	Comp. X Male NPTF	List Price
26-176	1/8" x 1/8"	2.54
26-177	3/16" x 1/8"	2.80
26-179	1/4" x 1/8"	2.66
26-180	1/4" x 1/4"	3.63
26-181	1/4" x 3/8"	3.50
26-183	5/16" x 1/8"	3.37
26-184	5/16" x 1/4"	3.43
26-188	3/8" x 1/4"	3.88
26-189	3/8" x 3/8"	4.58
26-190	3/8" x 1/2"	6.04
26-195	1/2" x 1/2"	8.13

CS68 68CA

MALE ELBOW



Part #	Comp. X Male NPTF	List Price
26-220	1/8" x 1/8"	5.79
26-220B	1/8" x 1/8"	4.39
26-221	3/16" x 1/8"	4.83
26-224B	1/4" x 1/8"	2.87
26-224	1/4" x 1/8"	3.63
26-225	1/4" x 1/4"	4.51
26-225B	1/4" x 1/4"	3.45
26-228	5/16" x 1/8"	5.25
26-229	5/16" x 1/4"	5.10
26-233	3/8" x 1/4"	5.42
26-237	1/2" x 3/8"	8.14
26-238	1/2" x 1/2"	7.96

CS69 169CA

Interchangeable with compress-align fittings.

These are NOT Lead Free
Lead Free products
available upon request


MALE BRANCH TEE



Part #	Comp. X Male NPTF (1&2) X 3	List Price
26-291	1/4" x 1/8"	6.84
26-292	1/4" x 1/4"	8.01
26-293	5/16" x 1/8"	8.01
26-296	3/8" x 1/4"	9.03

CS72 172CA

CAPTIVE SLEEVE x MALE PIPE ANGLE NEEDLE VALVE



Part #	Comp X Male Pipe	List Price
26-011	1/4" x 1/8"	7.17
26-014	5/16" x 1/4"	49.16

CAPTIVE SLEEVE x CAPTIVE SLEEVE NEEDLE VALVE



Part #	Comp X Comp	List Price
26-021	1/4"	7.21
26-023	3/8"	11.77

- More sizes available
- Lead Free - add LF to part #

Flareless

Flareless Brass Tube Fittings are Interchangeable with Poly-Flo®, Poly-Tite® and Poly-Line® and Poly-Fit®



Built-in SS
Tube Support

Tube O.D.	1/8	3/16	1/4	5/16	3/8	1/2
Thread Size-B	5/16-24	3/8-24	3/8-24	7/16-24	1/2-24	1 1/16-20

•Typical Application

Pneumatic instrumentation circuits, lubricant and cooling lines.

•Working Pressure and Temperature Ranges

Up to 150 PSI from 0°F to + 150°F with thermoplastic tubing. Up to 300 PSI from 0°F to + 175°F with soft metal tubing.

•Maximum allowable metal tube wall thickness for use with Poly-Tite fittings:

1/8", 3/16" O.D. --no limitation,
1/4" O.D.--.035 5/16", 3/8", 1/2" O.D.--.049

•Vibration

Excellent Resistance.

•Temperature Range

Depends on tubing used. -65°F to +250°F
(-53°C to +121°C) with brass sleeve, -40°F to +150°F
(-40°C to +66°C) with plastic sleeve. (Refer to tubing temperature range.)

•Used With

Aluminum & copper tubing. Hard plastic tubing requires brass sleeve. Not recommended for steel tubing.

•Tolerance

+/- .02 on all dimensions. Dimension data can change without notice. Please call us when dimensions are critical.

•Advantages

No flaring of tubing required. Easy installation, captive sleeve, pre-assembled for installation and can be reassembled. Nuts rotate around the sleeve during tightening, preventing twisting of tubing.

•Assembly Instructions

- 1- Cut tubing to desired length.
- 2- Slide nut/sleeve assembly on tube. Threaded end "A" of nut must face toward fitting.
- 3- Bottom tubing into fitting.
- 4- Plastic sleeve - Tighten nut hand tight.
Brass Sleeve - Tighten nut hand tight, then an additional 3/4 turn.

* Note: 1/8 and 3/16 sizes have brass sleeves


NUT AND PLASTIC SLEEVE ASSEMBLY



Part #	Tube O.D.	Thread	A	Hex (Dia.)	Approx. Wt. Lbs.	List Price
20-211	1/4"	3/8-24	0.34	0.43	0.02	1.50
20-212	5/16"	7/16-24	0.45	0.50	0.02	2.68
20-213	3/8"	1/2-24	0.38	0.56	0.04	1.99
20-214	1/2"	11/16-20	0.42	0.81	0.04	3.50

261PF 1261 61PN


UNION



Part #	Tube O.D.	A	Hex	Approx. Wt. Lbs.	List Price
20-240	1/8"	0.66	0.31	0.02	8.13
20-241	3/16"	0.75	0.37	0.04	8.86
20-242	1/4"	0.69	0.37	0.04	3.56
20-243	5/16"	0.69	0.44	0.04	10.38
20-244	3/8"	0.72	0.50	0.10	10.45
20-200	3/8" x 1/4"	0.72	0.50	0.08	15.16
20-245	1/2"	0.84	0.69	0.14	15.20

262PF 1262 62P 262P


BULKHEAD UNION



Part #	Tube O.D.	A	Hex	Approx. Wt. Lbs.	List Price
20-337	1/4"	1.25	0.56	0.06	11.82
20-338	5/16"	1.25	0.62	0.08	14.62
20-339	3/8"	1.31	0.69	0.10	16.57

62PBH 329P 282P


UNION TUBE #M62C - FLARELESS X STANDARD COMPRESSION



Part #	Tube O.D.	A	Hex 1	Hex 2	Approx. Wt. Lbs.	List Price
20-235	1/4"	0.75	0.44	0.50	0.04	9.46
20-237	3/8"	0.84	0.62	0.62	0.08	13.90

262S 62PCA 262PC

BULKHEAD UNION - FLARELESS X COMPRESSION



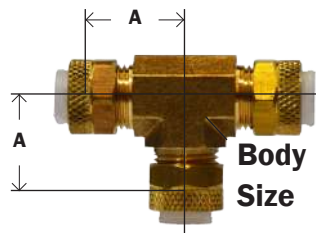
Part #	Tube O.D.	A	Hex	Approx. Wt. Lbs.	List Price
20-333	1/4"	1.31	0.56	0.07	12.61
20-334	3/8"	1.44	0.69	0.12	16.08

1274

FLARELESS

BRASS FITTINGS

UNION TEE




Part #	Tube O.D.	A	Body Size	Approx. Wt. Lbs.	List Price
20-248	1/8"	0.62	0.31	0.02	15.05
20-249	3/16"	0.62	0.31	0.04	13.13
20-250	1/4"	0.73	0.44	0.06	10.36
20-251	5/16"	0.62	0.37	0.08	15.00
20-252	3/8"	0.86	0.56	0.08	11.64
20-330*	3/8" x 1/4"	0.72	0.44	0.08	22.19
20-253	1/2"	0.81	0.62	0.24	32.11

* Reducing Branch

1264 164P 264P


FEMALE CONNECTOR



Part #	Tube O.D. x Female NPTF	A	Hex	Approx. Wt. Lbs.	List Price
20-256	1/8" x 1/8"	0.75	0.56	0.03	7.24
20-257	3/16" x 1/8"	0.78	0.56	0.05	7.08
20-259	1/4" x 1/8"	0.76	0.50	0.04	8.46
20-260	1/4" x 1/4"	1.08	0.62	0.05	7.21
20-261	5/16" x 1/8"	0.75	0.50	0.03	7.92
20-265	3/8" x 1/8"	0.77	0.56	0.05	14.67
20-262	3/8" x 1/4"	0.94	0.62	0.05	8.52
20-263	1/2" x 3/8"	1.00	0.81	0.12	12.89

1266 66P 266P

MALE CONNECTOR

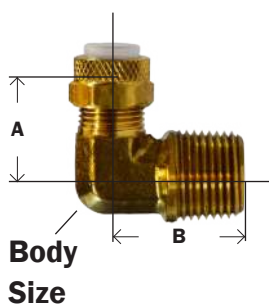


Part #	Tube O.D. x Male NPTF	A	Hex	Approx. Wt. Lbs.	List Price
20-268	1/8" x 1/8"	0.80	0.34	0.04	5.30
20-269	3/16" x 1/8"	0.86	0.44	0.04	4.65
20-271	1/4" x 1/8"	0.82	0.44	0.03	3.67
20-272	1/4" x 1/4"	1.00	0.56	0.05	4.45
20-273	1/4" x 3/8"	1.03	0.69	0.08	8.15
20-274	5/16" x 1/8"	0.81	0.44	0.04	5.03
20-275	5/16" x 1/4"	1.00	0.56	0.05	5.63
20-276	3/8" x 1/8"	1.00	0.56	0.06	5.26
20-277	3/8" x 1/4"	1.03	0.56	0.08	6.74
20-278	3/8" x 3/8"	1.03	0.69	0.10	8.02
20-279	1/2" x 3/8"	1.09	0.69	0.16	9.48
20-282	1/2" x 1/2"	1.33	0.88	0.18	14.99

* Furnished with gasket.

1268 68P 268P

MALE ELBOW

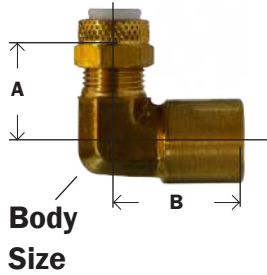


Part #	Tube O.D. x Male NPTF	A	B	Body Size	Approx. Wt. Lbs.	List Price
20-287	1/8" x 1/8"	0.62	0.69	0.31	0.02	5.46
20-288	3/16" x 1/8"	0.62	0.69	0.37	0.04	5.58
20-289*	1/4" x 1/8"	0.53	0.73	0.50	0.04	4.66
20-290	1/4" x 1/4"	0.66	0.94	0.37	0.06	7.20
20-291	1/4" x 3/8"	0.75	1.03	0.50	0.10	11.69
20-292	5/16" x 1/8"	0.62	0.75	0.41	0.04	5.79
20-293	3/8" x 1/8"	0.79	0.73	0.37	0.08	7.18
20-294	3/8" x 1/4"	0.72	0.94	0.44	0.10	8.57
20-295	3/8" x 3/8"	0.78	1.03	0.50	0.14	10.90
20-296	1/2" x 3/8"	1.09	1.10	0.73	0.16	11.00

* Barstock

1269 169P 269P

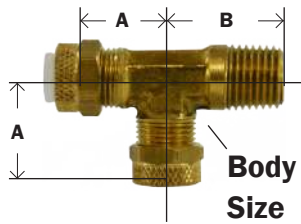
FEMALE ELBOW



Part #	Tube O.D. x Female NPTF	A	B	Body Size	Approx. Wt. Lbs.	List Price
20-300	1/8" x 1/8"	0.69	0.55	0.56	0.02	8.28
20-301	3/16" x 1/8"	0.72	0.55	0.56	0.02	9.37
20-302	1/4" x 1/8"	0.62	0.75	0.37	0.08	8.89
20-303	1/4" x 1/4"	0.72	0.88	0.50	0.10	9.85
20-304	3/8" x 1/4"	0.72	0.88	0.50	0.12	9.45
20-305	1/2" x 3/8"	0.91	0.94	0.63	0.16	19.10

1270 170P

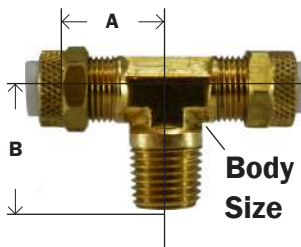
MALE RUN TEE



Part #	Tube O.D. x Male NPTF	A	B	Body Size	Approx. Wt. Lbs.	List Price
20-308	1/8" x 1/8"	0.62	0.69	0.31	0.04	11.99
20-309	3/16" x 1/8"	0.62	0.69	0.31	0.04	11.22
20-310	1/4" x 1/8"	0.62	0.75	0.37	0.08	10.81
20-311	1/4" x 1/4"	0.66	0.94	0.37	0.10	14.42
20-312	5/16" x 1/8"	0.62	0.75	0.37	0.08	11.87
20-313	3/8" x 1/4"	0.66	0.94	0.44	0.10	15.17
20-314	1/2" x 3/8"	0.81	1.06	0.63	0.16	19.86

1271 171P

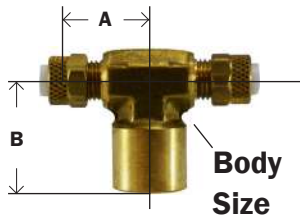
MALE BRANCH TEE



Part #	Tube O.D. x Male NPTF	A	B	Body Size	Approx. Wt. Lbs.	List Price
20-317	1/8" x 1/8"	0.63	0.69	0.31	0.04	16.57
20-318	3/16" x 1/8"	0.63	0.69	0.31	0.04	11.69
20-319	1/4" x 1/8"	0.63	0.75	0.37	0.07	10.56
20-320	1/4" x 1/4"	0.66	0.94	0.37	0.09	13.52
20-321	5/16" x 1/8"	0.63	0.75	0.37	0.10	12.13
20-322	3/8" x 1/8"	0.63	0.75	0.44	0.08	18.70
20-323	3/8" x 1/4"	0.66	0.94	0.44	0.11	15.07
20-324	1/2" x 3/8"	0.81	1.06	0.63	0.21	30.76

1272 172P 272P

FEMALE BRANCH TEE



Part #	Tube O.D. x Female NPTF	A	B	Body Size	Approx. Wt. Lbs.	List Price
20-327	1/4" x 1/8"	0.66	0.94	0.37	0.12	21.24
20-328	1/4" x 1/4"	0.84	1.16	0.56	0.16	18.44

1277 177P 277P

FLARELESS

BRASS FITTINGS

UNIVERSAL NUT AND BRASS SLEEVE ASSEMBLY



Part #	Tube O.D.	Thread	A	Hex	Approx. Wt. Lbs.	List Price
20-227	1/8"	5/16-24	0.37	0.37	0.02	1.91
20-228	3/16"	3/8-24	0.41	0.44	0.02	2.31
20-229	1/4"	3/8-24	0.34	0.43	0.02	2.50
20-230	5/16"	7/16-24	0.34	0.50	0.02	2.23
20-231	3/8"	1/2-24	0.37	0.56	0.04	3.21
20-232	1/2"	11/16-20	0.42	0.81	0.04	4.32

261PFB 1261B 61PB 261UB


NUT



Part #	Tube O.D.	Thread	A	Hex (Dia.)	Approx. Wt. Lbs.	List Price
20-218	1/8"	5/16-24	0.37	0.37	0.01	1.40
20-219	3/16"	3/8-24	0.41	0.44	0.01	1.20
20-220	1/4"	3/8-24	0.34	0.44	0.02	1.46
20-221	5/16"	7/16-24	0.34	0.50	0.02	0.98
20-222	3/8"	1/2-24	0.38	0.56	0.04	2.08
20-223	1/2"	11/16-20	0.42	0.81	0.06	2.62

61PN 1261 261FPN


PLASTIC SLEEVE



Part #	Tube O.D.	A	B	Approx. Wt. Lbs.	List Price
20-205	1/4"	0.34	0.26	0.01	0.31
20-206	5/16"	0.39	0.32	0.01	0.35
20-207	3/8"	0.41	0.38	0.01	0.74
20-208	1/2"	0.44	0.51	0.01	1.14

260FF 1260 60P 260P

PLASTIC CAP



Part #	Tube O.D.	A	Approx. Wt. Lbs.	List Price
20-201	1/4"	0.50	0.01	2.19
20-203	3/8"	0.56	0.01	1.75
20-204	1/2"	0.59	0.01	2.65

1229 59P 259P

PUSH-IN/ PUSH-TO-CONNECT FITTINGS

BRASS PUSH-IN

PAGE 95-99



NICKEL PLATED BRASS PUSH-IN

PAGE 100-104



BALL VALVES FOR N/P PUSH-IN

PAGE 105



METRIC N/P BRASS PUSH-IN

PAGE 106-108



COMPOSITE BODY PUSH-IN

PAGE 109-113



COMPOSITE BODY METRIC PUSH-IN

PAGE 114-116



PLASTIC PUSH-IN

PAGE 298-299



DOT BRASS PUSH-IN

PAGE 117-123



DOT COMPOSITE PUSH-IN

PAGE 124-128

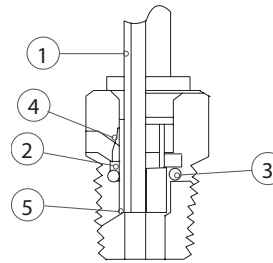


BRASS PUSH-IN FITTINGS



ENGINEERING AND DESIGN

- **QUICK CONNECT**, simply push tubing in, no tools. Saves up to 75% of assembly time of standard compression fittings.
- **QUICK DISCONNECT**, hold two fingers on insert and pull tubing out, no tools required.
- **REUSEABLE**, connect and disconnect numerous times.
- **FULL FLOW DESIGN**, provides up to 60% more flow area than conventional fittings with internal tube supports.
- **POSITIVE SEAL**, no leaks. After tubing is inserted, seal is made.
- **VERSATILE**, BunaN "O" rings standard. Other materials of "O" rings available.
- **SECURE TUBE RETENTION**, pulling on tubing only serves to tighten the connection.
- **SELF CONTAINED ASSEMBLY**, no loose parts, brass body and insert.
- **BRASS CONSTRUCTION**, elbows and tees are forged brass.
- **CHOICE** of convenient swivel or economical stationary elbows and tees.
- **STRAIGHT CONNECTORS** have interior hex for Allen key tightening where space is limited...no need to use a wrench.
- **PRE-APPLIED TEFLON®** based pipe sealant on all male pipe threads, saving customer additional labor.
- **METRIC SIZES AVAILABLE**: Metric tube sizes from 2mm through 12mm in both standard NPT and metric pipe sizes are available on a special order basis.
- **WORKING PRESSURE**:
The fitting is suitable for use up to the maximum working pressure of the plastic tubing used.
- **WORKING TEMPERATURE**:
-10°F to 200°F (other ranges available on request).
- **PIPE THREAD**: NPTF with Teflon® based sealant pre-applied.




When tubing (1) is inserted into the fitting, it first passes through the gripping teeth (2). Just beyond the gripping teeth is the o-ring (3) which provides the leak proof seal against the OD of the tube. The gripping teeth grab the tube, which

expands the insert. Pulling back on the tube only tightens the grip as the insert moves onto the camming surface (4). Pressure through the tube also serves to tighten the grip. The tube bottoms against a positive tube stop (5) in a cavity providing tube support to prevent leakage.

• Tolerance

+/- .02 on all dimensions. Dimension data can change without notice. Please call us when dimensions are critical

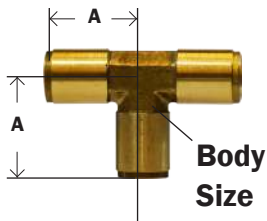
UNION CONNECTOR



Part #	Tube O.D.	A	B	Approx. Wt. Lbs.	List Price
20-017	1/8"	1.07	0.38	0.03	5.83
20-018	5/32"	1.07	0.38	0.03	7.62
20-019	1/4"	1.50	0.44	0.05	7.26
20-022	3/8" x 1/4"	1.46	0.56	0.05	9.80
20-020	3/8"	1.44	0.56	0.06	10.08
20-021	1/2"	1.63	0.81	0.18	14.75

AQ62 6580 3106 62PL KQH 12-020 50-562 262-OF 1162 262PP

UNION TEE

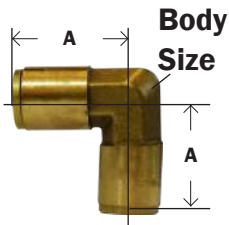


Part #	Tube O.D.	A	Body Size	Approx. Wt. Lbs.	List Price
20-025	1/8"	0.65	0.31	0.04	6.66
20-026	5/32"	0.67	0.31	0.04	8.28
20-027	3/16"	0.75	0.37	0.06	14.68
20-028	1/4"	0.92	0.37	0.09	10.04
20-031*	5/16"	0.89	0.49	0.10	28.36
20-029	3/8"	0.98	0.50	0.13	13.80
20-030	1/2"	1.16	0.62	0.24	21.20

* Nickel Plated

KQT 12-060 50-564 264OF 264PP 1164 AQ64 6540 3140

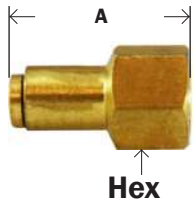
UNION ELBOW



Part #	Tube O.D.	A	Body Size	Approx. Wt. Lbs.	List Price
20-150	1/8"	0.65	0.31	0.02	12.05
20-151	5/32"	0.67	0.31	0.04	10.94
20-152	1/4"	0.87	0.37	0.06	10.94
20-155	5/16"	0.91	0.47	0.08	34.03
20-153	3/8"	0.97	0.50	0.09	13.75
20-154	1/2"	1.15	0.62	0.18	19.44

AQ65 6550 3102 165PL KQL 12-040 50-565 265-OF

FEMALE CONNECTOR




Part #	Tube O.D. x Female NPTF	A	Hex	Approx. Wt. Lbs.	List Price
20-032	1/8" x 1/8"	0.96	0.56	0.04	10.45
20-038	1/8" x 1/4"	1.04	0.67	0.04	29.02
20-012	5/32" x 1/8"	1.09	0.56	0.05	14.95
20-034	1/4" x 1/8"	1.23	0.56	0.06	7.03
20-035	1/4" x 1/4"	1.42	0.75	0.09	12.58
20-036	3/8" x 1/4"	1.32	0.75	0.09	17.81
20-037	3/8" x 3/8"	1.31	0.87	0.12	10.87

266PP AQ66 6463 3114 66PL 12-426 50-566 266-OF 1166

BRASS PUSH-IN FITTINGS

BRASS FITTINGS

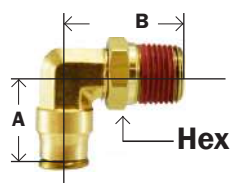
MALE CONNECTOR



Part #	Tube O.D. x Male NPTF	A	Hex	Approx. Wt. Lbs.	List Price
20-047*	1/8" x 10-32**	0.69	0.37	0.02	5.71
20-045	1/8" x 1/16"	0.68	0.37	0.02	11.43
20-048	1/8" x 1/8"	0.61	0.43	0.02	3.99
20-023	1/8" x 1/4"	0.98	0.56	0.04	5.85
20-049*	5/32" x 10-32**	0.67	0.37	0.02	6.30
20-050	5/32" x 1/8"	0.67	0.43	0.03	4.85
20-046	5/32" x 1/4"	0.85	0.56	0.05	10.09
20-051*	3/16" x 10-32**	0.80	0.37	0.02	2.69
20-052	3/16" x 1/8"	0.93	0.43	0.03	6.02
20-053*	1/4" x 10-32**	0.70	0.43	0.03	4.31
20-039	1/4" x 1/16"	0.92	0.43	0.06	10.84
20-054	1/4" x 1/8"	0.93	0.43	0.06	4.67
20-055	1/4" x 1/4"	0.93	0.56	0.10	5.51
20-056	1/4" x 3/8"	0.94	0.68	0.08	7.84
20-530	5/16" x 1/8"	1.07	0.56	0.05	17.71
20-531	5/16" x 1/4"	0.98	0.56	0.10	18.64
20-532	5/16" x 3/8"	1.06	0.75	0.08	21.92
20-057	3/8" x 1/8"	1.10	0.56	0.06	7.68
20-058	3/8" x 1/4"	1.11	0.56	0.05	7.13
20-059	3/8" x 3/8"	1.02	0.68	0.08	7.61
20-062	3/8" x 1/2"	1.02	0.87	0.08	13.13
20-060	1/2" x 1/4"	1.36	0.81	0.11	9.88
20-061	1/2" x 3/8"	1.30	0.81	0.12	11.36
20-063	1/2" x 1/2"	1.23	0.87	0.14	14.34

* Furnished with gaskets 268PP AQ68 6510 3115 68PL KQH 12-425 50-568 268-OF 1168

SWIVEL MALE ELBOW



Part #	Tube O.D. x Male NPTF	A	B	Hex	Approx. Wt. Lbs.	List Price
20-079	1/8" x 1/8"	0.69	0.98	0.43	0.07	7.51
20-535*	1/8" x 1/4"	0.76	0.87	0.56	0.06	22.41
20-076**	5/32" x 10-32"	0.67	0.71	0.37	0.04	15.56
20-080	5/32" x 1/8"	0.68	0.89	0.43	0.05	8.24
20-077	5/32" x 1/4"	0.68	1.08	0.56	0.07	12.18
20-078**	1/4" x 10-32"	0.86	0.79	0.31	0.05	11.28
20-081	1/4" x 1/8"	0.90	0.93	0.37	0.08	7.32
20-082	1/4" x 1/4"	0.90	0.99	0.56	0.10	8.29
20-086	1/4" x 3/8"	0.98	1.14	0.68	0.09	16.03
20-538*	5/16" x 1/4"	0.91	0.85	0.56	0.07	23.79
20-539*	5/16" x 3/8"	0.91	0.87	0.75	0.08	37.88
20-087	3/8" x 1/8"	1.00	1.06	0.43	0.09	12.74
20-083	3/8" x 1/4"	0.99	1.15	0.56	0.10	10.20
20-084	3/8" x 3/8"	1.00	1.24	0.68	0.20	11.67
20-088	3/8" x 1/2"	1.00	1.54	0.87	0.19	19.03
20-085	1/2" x 3/8"	1.16	1.34	0.68	0.18	14.70
20-092	1/2" x 1/2"	1.16	1.51	0.87	0.24	20.91

* Nickel Plated

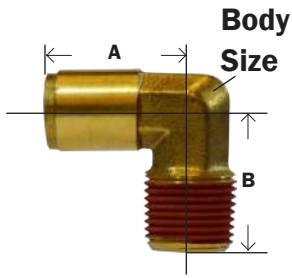
aq69-ps 56520 3109 169pl kql 12-447 50-579 269-OFs 11695

** Furnished with gaskets

BRASS FITTINGS

BRASS PUSH-IN FITTINGS


FIXED MALE ELBOW



Part #	Tube O.D. x Male NPTF	A	B	Body Size	Approx. Wt. Lbs.	List Price
20-065	1/8" x 1/8"	0.69	0.69	0.31	0.03	7.57
20-066	5/32" x 1/8"	0.68	0.68	0.31	0.03	11.86
20-067	3/16" x 1/8"	0.75	0.71	0.37	0.04	8.56
20-068	1/4" x 1/8"	0.89	0.75	0.37	0.06	6.29
20-069	1/4" x 1/4"	0.95	0.96	0.37	0.08	6.13
20-070	1/4" x 3/8"	1.00	0.98	0.50	0.10	12.06
20-071	3/8" x 1/8"	0.99	0.80	0.50	0.06	10.39
20-072	3/8" x 1/4"	0.98	0.98	0.50	0.09	8.24
20-073	3/8" x 3/8"	0.97	0.98	0.50	0.12	15.31
20-074	1/2" x 1/4"	1.15	1.05	0.62	0.15	13.20
20-075	1/2" x 3/8"	1.18	1.05	0.62	0.22	12.85
20-064	1/2" x 1/2"	1.16	1.66	0.62	0.20	15.11

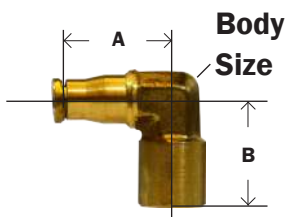
269PP AQ69-P 6500 169PLNS 12-445 1169

FEMALE SWIVEL ELBOW



Part #	Tube O.D. x Female NPTF	A	B	Hex	List Price
20-094S	5/32" x 1/8"	0.76	1.06	0.56	16.12
20-089S	1/4" x 1/8"	0.98	1.08	0.56	15.83
20-090S	1/4" x 1/4"	0.98	1.26	0.75	14.33
20-091S	3/8" x 1/4"	1.07	1.48	0.75	20.92

FEMALE ELBOW



Part #	Tube O.D. x Female NPTF	A	B	Body Size	Approx. Wt. Lbs.	List Price
20-192	1/8" x 1/8"	0.78	0.82	0.31	0.02	8.65
20-094	5/32" x 1/8"	0.68	0.82	0.37	0.02	10.27
20-089	1/4" x 1/8"	0.91	0.75	0.37	0.06	11.82
20-090	1/4" x 1/4"	1.03	1.03	0.50	0.11	13.82
20-091	3/8" x 1/4"	0.98	0.95	0.50	0.16	21.10

AQ70-P 3009

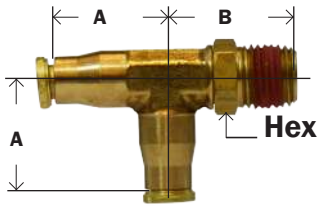
May your choices reflect your hopes, not your fears.

- Nelson Mandela

BRASS PUSH-IN FITTINGS

BRASS FITTINGS

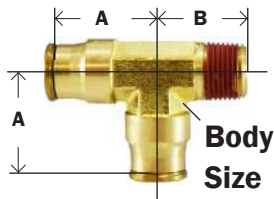
SWIVEL MALE RUN TEE



Part #	Tube O.D. x Male NPTF	A	B	Hex	Approx. Wt. Lbs.	List Price
20-160	1/8" x 1/8"	0.65	0.86	0.43	0.08	11.67
20-161	5/32" x 1/8"	0.67	1.04	0.43	0.09	13.95
20-162	1/4" x 1/8"	0.92	1.04	0.44	0.09	12.98
20-163	1/4" x 1/4"	0.92	1.13	0.56	0.11	14.58
20-164	3/8" x 1/4"	0.94	1.19	0.56	0.11	15.05
20-165	3/8" x 3/8"	0.96	1.24	0.50	0.12	24.21
20-174	1/2" x 1/4"	1.12	1.18	0.51	0.16	66.30
20-166	1/2" x 3/8"	1.14	1.31	0.68	0.14	27.69
20-167	1/2" x 1/2"	1.14	1.61	0.87	0.16	34.91

AQ71-PS 56440 3103 171PL KQY 12-468 50-571 271-OFS 11715

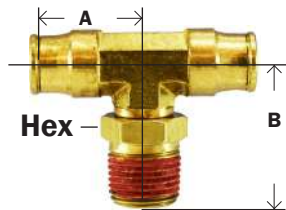
FIXED MALE RUN TEE



Part #	Tube O.D. x Male NPTF	A	B	Body Size	Approx. Wt. Lbs.	List Price
20-095	1/8" x 1/8"	0.65	0.72	0.31	0.04	13.49
20-097	3/16" x 1/8"	0.75	0.73	0.37	0.06	16.74
20-098	1/4" x 1/8"	0.92	0.74	0.37	0.08	12.90
20-093	1/4" x 1/4"	0.92	0.92	0.43	0.10	14.50
20-099	3/8" x 1/8"	0.94	0.82	0.50	0.14	15.56
20-100	3/8" x 1/4"	0.98	0.98	0.50	0.12	18.59
20-101	3/8" x 3/8"	1.05	1.05	0.62	0.10	18.77
20-102	1/2" x 3/8"	1.14	1.05	0.62	0.18	27.82

AQ71-P

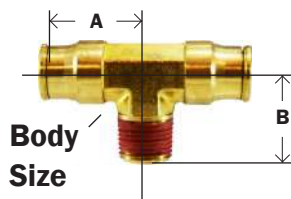
SWIVEL MALE BRANCH TEE



Part #	Tube O.D. x Male NPTF	A	B	Hex	Approx. Wt. Lbs.	List Price
20-103	1/8" x 1/8"	0.65	0.81	0.31	0.04	19.56
20-104*	5/32" x 10-32"*	0.65	0.71	0.31	0.04	24.76
20-109	5/32" x 1/8"	0.67	0.94	0.37	0.06	16.11
20-105	1/4" x 1/8"	0.92	0.97	0.37	0.08	15.84
20-106	1/4" x 1/4"	0.92	1.09	0.55	0.10	12.09
20-107	3/8" x 1/4"	0.96	1.14	0.56	0.18	16.36
20-108	3/8" x 3/8"	0.96	1.23	0.69	0.16	22.24
20-110	1/2" x 3/8"	1.16	1.34	0.69	0.24	26.94
20-111	1/2" x 1/2"	1.16	1.64	0.87	0.28	32.30

* Furnished with gaskets

FIXED MALE BRANCH TEE



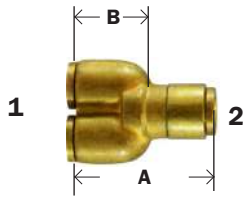
Part #	Tube O.D. x Male NPTF	A	B	Body Size	Approx. Wt. Lbs.	List Price
20-112	1/8" x 1/8"	0.69	0.72	0.31	0.04	13.08
20-113	5/32" x 1/8"	0.69	0.65	0.31	0.04	14.92
20-115	1/4" x 1/8"	0.92	0.74	0.37	0.12	13.73
20-116	1/4" x 1/4"	0.91	0.91	0.43	0.10	14.06
20-117	3/8" x 1/8"	0.98	0.80	0.50	0.08	17.30
20-118	3/8" x 1/4"	0.98	0.97	0.50	0.12	18.33
20-119	3/8" x 3/8"	0.98	0.97	0.50	0.14	19.04
20-120	1/2" x 3/8"	1.16	1.05	0.62	0.18	26.40

AQ72-P

BRASS FITTINGS


BRASS PUSH-IN FITTINGS

UNION "Y"



Part #	Tube O.D. 1 X 2	A	B	Approx. Wt. Lbs.	List Price
20-551	5/32" x 5/32"	1.36	0.81	0.11	59.99
20-552	1/4" x 1/8"	1.61	1.06	0.12	40.05
20-553	1/4" x 1/4"	1.81	1.16	0.14	37.39


BULKHEAD UNION



Part #	Tube O.D. A	B	C	Hex	Approx. Wt. Lbs.	List Price
20-124	1/8"	1.12	7/16-20	0.62	0.03	28.39
20-125	5/32"	1.12	7/16-20	0.62	0.03	31.09
20-126	3/16"	1.27	1/2-20	0.68	0.04	27.24
20-127	1/4"	1.69	1/2-20	0.68	0.06	18.10
20-128	3/8"	1.69	3/4-16	0.81	0.13	23.60
20-129	1/2"	1.85	15/16-20	1.12	0.16	38.12

AQ82-P 6590 62PLBH KQE 12-029 50-582 282-OF 1174

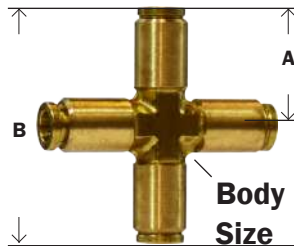
FEMALE BULKHEAD UNION



Part #	Tube O.D. x Female NPTF	A	Hex	Approx. Wt. Lbs.	List Price
20-170	1/4" x 1/8"	1.19	0.68	0.08	16.34
20-171	1/4" x 1/4"	1.36	0.75	0.10	23.23
20-172	3/8" x 1/4"	1.71	0.75	0.14	25.36

AQ86-P 1166BH

CROSS



Size	Size	A	B	Body Size	List Price
20-142	1/4"	1.03	2.06	0.37	26.87
20-143	3/8"	1.06	2.12	0.50	26.33


REDUCER - NICKEL PLATED - TUBE OD X STUD



Part #	Tube O.D. 1 X 2	A	B	Approx. Wt. Lbs.	List Price
20-510	1/8" x 1/4"	1.38	0.39	0.02	16.78
20-511	5/32" x 1/4"	1.33	0.35	0.02	16.94
20-512	1/4" x 3/8"	1.50	0.51	0.04	20.07

67PPL 286PP

PLASTIC PLUG



Part #	Tube O.D.	A	Approx. Wt. Lbs.	List Price
20-009	5/32"	1.16	0.01	1.56
20-010	1/4"	1.40	0.01	1.90
20-011	3/8"	1.40	0.02	3.60
20-013	1/2"	1.50	0.02	4.73

284PP AQ59 209-OF 1129 6900 639PL 12-004 50-526

NICKEL PLATED PUSH-IN FITTINGS

with GLOBAL THREAD

• NPTF • BSPP • BSPT • ISO 7 • ISO 228 • G THREAD • J THREAD



- Saves time and money
- No stripped threads
- No stripped parts
- Reduce inventory
- Completely reusable
- Quick installation
- No pitch identification

Component Parts and Materials	
Body	Brass - Nickel Plated
Thrust Ring	Acetalic Resin/ Glass filled Nylon
Sleeve	Brass - Nickel Plated
Gripper Collet	Stainless Steel
Safety Ring	PA66
Lip Seal (1/8 O-Ring Seal)	NBR 70
Thread Seal	NBR 70

Max Operating Pressure: 0-250 psi (17 bar) Vacuum service.

Min Temperature: 0°F (-18°C)

Max Temperature: 160°F (+70°C)

Tubing: Nylon, Polyethylene, Polyurethane.

- For best results use 95 Durometer

Media: Compressed air, water.

• Tolerance

+/- .02 on all dimensions. Dimension data can change without notice. Please call us when dimensions are critical.

GLOBAL THREAD

Works With Inch or Metric Threads

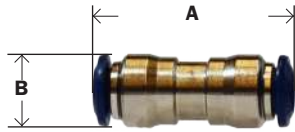


“Global Thread” fittings can be assembled with female threads produced to the following standards:

- Tapered NPTF
- Parrallel (BSPP, BSP, ISO 7)
- Tapered (BSPT, PT, ISO 7, ISO 228)

NICKEL PLATED PUSH-IN FITTINGS

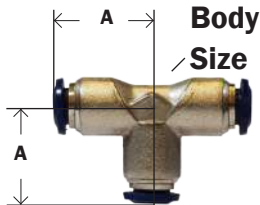
UNION CONNECTOR



Part #	Tube O.D.	A	B	Approx. Wt. Lbs.	List Price
20-017N	1/8"	1.06	0.34	0.03	7.54
20-018N	5/32"	1.20	0.41	0.03	7.62
20-016N	5/32" x 1/4"	1.20	0.40	0.04	8.15
20-019N	1/4"	1.38	0.49	0.05	7.32
20-015N	5/16"	1.46	0.57	0.06	8.22
20-020N	3/8"	1.69	0.69	0.06	10.90
20-022N	3/8" x 1/4"	1.69	0.68	0.06	10.98
20-021N	1/2"	1.93	0.81	0.18	15.09
20-024N	1/2" x 3/8"	1.84	0.80	0.17	13.01

62PL 88040

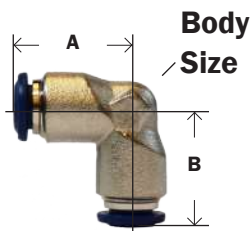
UNION TEE



Part #	Tube O.D.	A	Body Size	Approx. Wt. Lbs.	List Price
20-025N	1/8"	0.67	0.35	0.04	11.10
20-026N	5/32"	0.67	0.35	0.04	21.26
20-028N	1/4"	0.83	0.43	0.09	11.77
20-031N	5/16"	0.87	0.51	0.10	16.22
20-029N	3/8"	1.04	0.63	0.13	16.21
20-030N	1/2"	1.20	0.74	0.24	22.46

164PL 88230


UNION ELBOW



Part #	Tube O.D.	A	Body Size	Approx. Wt. Lbs.	List Price
20-150N	1/8"	0.67	0.35	0.02	10.26
20-151N	5/32"	0.67	0.35	0.04	8.51
20-152N	1/4"	0.83	0.43	0.06	8.79
20-155N	5/16"	0.87	0.51	0.08	10.81
20-153N	3/8"	1.04	0.63	0.09	13.12
20-154N	1/2"	1.20	0.75	0.18	18.93

165PL 88130

FEMALE CONNECTOR



Part #	Tube O.D. x Female NPTF	A	Hex	Approx. Wt. Lbs.	List Price
20-032N	1/8" x 1/8"	0.93	0.51	0.04	12.43
20-038N	1/8" x 1/4"	1.14	0.63	0.04	11.28
20-034N	1/4" x 1/8"	1.06	0.51	0.06	9.94
20-035N	1/4" x 1/4"	1.26	0.63	0.09	10.90
20-036N	3/8" x 1/4"	1.38	0.71	0.09	18.60
20-037N	3/8" x 3/8"	1.38	0.79	0.12	18.24


66PL 88030

Today is a GOOD day.

NICKEL PLATED PUSH-IN FITTINGS

BRASS FITTINGS


MALE CONNECTOR



NEW

Part #	Tube O.D. x Male Global Thread	A	Hex	Approx. Wt. Lbs.	List Price
20-047N	1/8" x 10-32"	0.75	0.31	0.02	6.02
20-048N	1/8" x 1/8"	0.77	0.43	0.02	5.48
20-023N	1/8" x 1/4"	0.97	0.55	0.04	5.36
20-049N	5/32" x 10-32"	0.83	0.39	0.02	5.91
20-050N	5/32" x 1/8"	0.83	0.43	0.03	4.58
20-046N	5/32" x 1/4"	0.98	0.55	0.05	7.14
20-053N	1/4" x 10-32"	0.97	0.51	0.03	6.76
20-054N	1/4" x 1/8"	0.98	0.51	0.06	4.71
20-055N	1/4" x 1/4"	0.98	0.55	0.10	5.39
20-056N	1/4" x 3/8"	0.98	0.71	0.08	6.89
20-530N	5/16" x 1/8"	0.98	0.55	0.05	7.87
20-531N	5/16" x 1/4"	1.08	0.55	0.10	7.82
20-532N	5/16" x 3/8"	1.08	0.71	0.08	9.60
20-057N	3/8" x 1/8"	1.38	0.67	0.06	7.82
20-058N	3/8" x 1/4"	1.32	0.67	0.05	7.28
20-059N	3/8" x 3/8"	1.32	0.71	0.08	8.11
20-062N	3/8" x 1/2"	1.32	0.87	0.08	14.58
20-841N	1/2" x 1/8"	1.03	0.79	0.12	10.22
20-060N	1/2" x 1/4"	1.54	0.79	0.11	10.52
20-061N	1/2" x 3/8"	1.42	0.79	0.12	12.80
20-063N	1/2" x 1/2"	1.58	0.87	0.14	15.69

MALE CONNECTOR WITH INTERNAL HEX

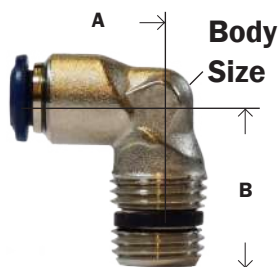


NEW

Part #	Tube O.D. x Male Global Thread	A	Hex	Approx. Wt. Lbs.	List Price
20-842N	1/8" x 10-32" UNF	0.71	0.10	0.02	5.79
20-847N	5/32" x 10-32 UNF	0.79	0.10	0.02	5.79
20-846N	5/32" x 1/8"	0.71	0.12	0.03	5.01
20-845N	1/4" x 10-32" UNF	0.93	0.10	0.03	5.79
20-843N	1/4" x 1/8"	0.93	0.16	0.06	5.79
20-844N	1/4" x 1/4"	0.85	0.16	0.10	6.28

68PL 87000

FIXED MALE ELBOW



Part #	Tube O.D. x Male NPTF	A	B	Body Size	Approx. Wt. Lbs.	List Price
20-068N	1/4" x 1/8"	0.83	0.73	0.43	0.06	6.30
20-069N	1/4" x 1/4"	0.83	0.91	0.43	0.08	6.89
20-072N	3/8" x 1/4"	1.04	1.04	0.63	0.09	10.88
20-073N	3/8" x 3/8"	1.04	1.00	0.63	0.12	11.77

W169PLNS 8100

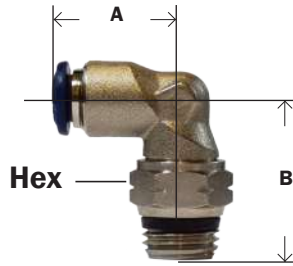
The more I want to get something done, the less I call it work.

- Richard Bach

BRASS FITTINGS

NICKEL PLATED PUSH-IN FITTINGS

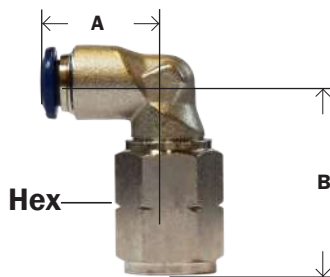
SWIVEL MALE ELBOW



Part #	Tube O.D. x Male Global Thread	A	B	Hex	Approx. Wt. Lbs.	List Price
20-079N	1/8" x 1/8"	0.67	0.78	0.51	0.07	7.96
20-535N	1/8" x 1/4"	0.67	0.95	0.59	0.06	10.04
20-076N	5/32" x 10-32"	0.67	0.95	0.59	0.04	9.70
20-080N	5/32" x 1/8"	0.67	0.79	0.51	0.05	8.49
NEW 20-848N	5/32" x 1/4"	0.67	1.00	0.59	0.05	9.70
20-081N	1/4" x 1/8"	0.83	0.87	0.51	0.08	7.81
20-082N	1/4" x 1/4"	0.83	0.98	0.59	0.10	8.71
20-086N	1/4" x 3/8"	0.83	1.10	0.67	0.09	14.49
NEW 20-537N	5/16" x 1/8"	0.91	0.98	0.51	0.06	8.21
20-538N	5/16" x 1/4"	0.89	1.02	0.59	0.07	11.28
20-539N	5/16" x 3/8"	0.87	1.10	0.67	0.08	13.65
20-087N	3/8" x 1/8"	1.04	1.02	0.51	0.09	13.38
20-083N	3/8" x 1/4"	1.04	1.10	0.59	0.10	11.31
20-084N	3/8" x 3/8"	1.04	1.18	0.67	0.20	14.06
20-088N	3/8" x 1/2"	1.04	1.30	0.83	0.19	19.11
NEW 20-184N	1/2" x 1/4"	1.24	1.30	0.59	0.17	17.59
20-085N	1/2" x 3/8"	1.20	1.24	0.59	0.18	17.77
20-092N	1/2" x 1/2"	1.20	1.42	0.83	0.24	19.97

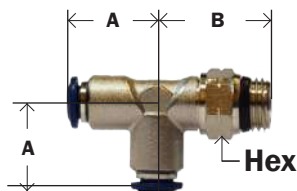
W169PL 87110

FEMALE SWIVEL ELBOW



Part #	Tube O.D. x Female NPTF	A	B	Hex	List Price
20-094N	5/32" x 1/8"	0.669	0.994	0.354	9.99
20-089N	1/4" x 1/8"	0.826	1.023	0.433	11.80
20-090N	1/4" x 1/4"	0.826	1.200	0.433	11.62
20-762N	3/8" x 1/8"	0.885	1.082	0.511	12.72
20-091N	3/8" x 1/4"	0.885	1.240	0.511	13.45

SWIVEL MALE RUN TEE



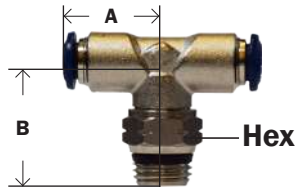
Part #	Tube O.D. x Male Global Thread	A	B	Hex	Approx. Wt. Lbs.	List Price
NEW 20-095N	1/8" x 1/8"	0.67	0.81	0.51	0.05	12.14
NEW 20-851N	1/8" x 1/4"	0.67	0.95	0.59	0.06	14.14
NEW 20-852N	5/32" x 1/8"	0.67	0.79	0.51	0.07	20.72
NEW 20-853N	5/32" x 1/4"	0.67	0.95	0.59	0.07	13.86
20-162N	1/4" x 1/8"	0.83	0.87	0.51	0.09	13.01
20-163N	1/4" x 1/4"	0.83	0.98	0.59	0.11	13.85
20-164N	1/4" x 3/8"	0.83	1.10	0.59	0.11	15.05
NEW 20-159N	3/8" x 1/8"	1.04	1.07	0.59	0.12	20.72
20-168N	3/8" x 1/4"	1.04	1.10	0.59	0.12	20.18
20-165N	3/8" x 3/8"	1.04	1.18	0.67	0.12	24.24
NEW 20-181N	3/8" x 1/2"	1.20	1.24	0.59	0.15	26.13
20-174N	1/2" x 1/4"	1.20	1.24	0.59	0.16	28.51
20-166N	1/2" x 3/8"	1.20	1.30	0.67	0.14	32.15
NEW 20-167N	1/2" x 1/2"	1.20	1.42	0.83	0.17	30.05

W171PL 87222

NICKEL PLATED PUSH-IN FITTINGS

BRASS FITTINGS


SWIVEL MALE BRANCH TEE



Part #	Tube O.D. x Male Global Thread	A	B	Hex	Approx. Wt. Lbs.	List Price
20-103N	1/8" x 1/8"	0.67	0.78	0.51	0.04	11.89
20-104N	5/32" x 10-32"	0.67	0.79	0.31	0.04	12.64
NEW NEW 20-109N	5/32" x 1/8"	0.70	0.79	0.51	0.06	16.11
20-850N	5/32" x 1/4"	0.67	1.00	0.59	0.06	14.14
20-105N	1/4" x 1/8"	0.83	0.87	0.51	0.08	12.99
20-106N	1/4" x 1/4"	0.83	0.98	0.59	0.10	12.99
20-156N	1/4" x 3/8"	1.043	1.10	0.59	0.18	15.05
NEW 20-157N	3/8" x 1/8"	1.04	1.08	0.59	0.18	19.61
20-107N	3/8" x 1/4"	1.04	1.10	0.59	0.18	17.88
20-108N	3/8" x 3/8"	1.04	1.18	0.67	0.16	21.25
20-158N	3/8" x 1/2"	1.04	1.30	0.82	0.18	24.68
NEW 20-112N	1/2" x 1/4"	1.20	1.24	0.59	0.23	25.61
20-110N	1/2" x 3/8"	1.20	1.30	0.67	0.24	27.09
20-111N	1/2" x 1/2"	1.20	1.42	0.82	0.28	28.44

W172PL 87210

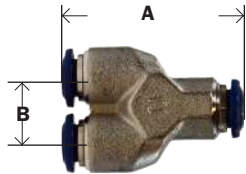
BULKHEAD UNION



Part #	Tube O.D.	A	Hex	Approx. Wt. Lbs.	List Price
NEW NEW 20-124N	1/8"	1.03	0.55	0.04	10.49
20-125N	5/32"	1.22	0.67	0.05	10.49
20-127N	1/4"	1.38	0.67	0.06	13.48
20-123N	5/16"	1.45	0.74	0.08	18.06
20-128N	3/8"	1.69	0.94	0.13	19.28
NEW 20-129N	1/2"	1.93	1.02	0.15	20.19

62PLBH 88050

UNION "Y"



Part #	Tube O.D.	A	B	Approx. Wt. Lbs.	List Price
20-553N	1/4" x 1/4"	1.44	0.53	0.14	24.98

662PL 88310

REDUCER



Part #	Tube O.D. 2	Tube O.D. 1	A	List Price
20-510N	1/4"	1/8"	1.142	5.39
20-511N	1/4"	5/32"	1.181	5.64
20-512N	3/8"	1/4"	1.496	7.30
20-513N	1/2"	1/4"	1.693	7.30
20-514N	1/2"	3/8"	1.693	9.26

67PPL 88700

Don't look back. You're not going that way

BRASS FITTINGS

NICKEL PLATED PUSH-IN FITTINGS

CHROME PLATED BRASS MINI BALL VALVES

- Compact Design
- Max Working Pressure 250 psi



PUSH-IN X PUSH-IN

Part #	Size	Box/Case	Wgt.	List Price
28400	1/8	30/300	.07	13.72
28401	1/4	30/300	.10	13.72
28402	3/8	20/200	.21	13.72



PUSH-IN X MALE PIPE

Part #	Size	Box/Case	Wgt.	List Price
28403	5/32 x 1/8	30/300	.08	13.58
28407	1/4 x 1/8	30/300	.08	13.58
28404	1/4 x 1/4	30/300	.10	13.58
28405	3/8 x 3/8	20/200	.17	13.58



FIP X FIP

Part #	Size	Box/Case	Wgt.	List Price
46650	1/8	30/300	.11	9.59
46651	1/4	30/300	.10	9.59
46652	3/8	20/200	.14	11.83
46653	1/2	15/150	.25	12.18



MIP X FIP

Part #	Size	Box/Case	Wgt.	List Price
46660	1/8	30/300	.11	9.59
46661	1/4	30/300	.10	9.59
46662	3/8	20/200	.14	11.83
46663	1/2	15/150	.25	12.18

- Optional colors of handle plate for identification

PANEL MOUNT DESIGN



NEW

FIP X FIP ANGLE

Part #	Size	Box/Case	Wgt.	List Price
46670	1/8	20/200	.19	23.00
46671	1/4	20/200	.20	16.10
46672	3/8	25/250	.11	18.90



NEW

3-WAY FIP - OPEN CENTER

Part #	Size	Box/Case	Wgt.	List Price
466900	1/8	25/250	.13	30.80
466901	1/4	20/200	.21	30.80
466902	3/8	20/200	.21	33.60



NEW

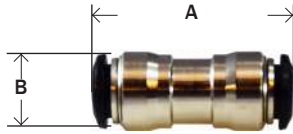
3-WAY FIP - CLOSED CENTER

Part #	Size	Box/Case	Wgt.	List Price
46680	1/8	25/250	.13	30.80
46681	1/4	20/200	.21	30.80
46682	3/8	20/200	.21	33.60

NICKEL PLATED METRIC PUSH-IN FITTINGS

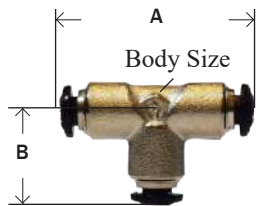
BRASS FITTINGS

BULKHEAD UNION



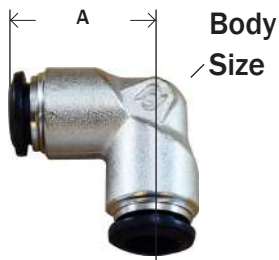
Part #	Tube O.D. (mm)	Tube O.D. (mm)	A	B	List Price
20-723N	3		1.014	0.332	11.87
20-600N	4		1.190	0.410	8.32
20-724N	5		1.287	0.449	8.64
20-725N	6	4	1.248	0.488	8.64
20-601N	6		1.326	0.488	8.64
20-726N	8	6	1.365	0.566	9.46
20-727N	8		1.404	0.566	9.65
20-728N	10	8	1.638	0.683	11.87
20-603N	10		1.638	0.683	11.87
20-729N	12	10	1.833	0.800	14.75
20-604N	12		1.833	0.800	14.03
20-730N	14		1.911	0.839	21.01

UNION TEE



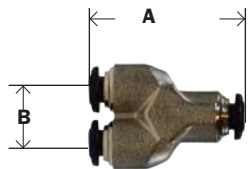
Part #	Tube O.D. (mm)	A	B	Body Size	List Price
20-741N	3	1.326	0.663	0.351	16.50
20-610N	4	1.326	0.663	0.351	12.69
20-742N	5	1.560	0.780	0.429	13.39
20-611N	6	1.638	0.819	0.429	13.39
20-612N	8	1.755	0.878	0.507	15.49
20-613N	10	2.067	1.034	0.624	20.12
20-614N	12	2.379	1.190	0.741	24.95
20-743N	14	2.379	2.535	0.741	32.06

UNION ELBOW




Part #	Tube O.D. (mm)	A	Body Size	List Price
20-738N	3	0.663	0.51	11.87
20-206N	4	0.663	0.351	9.21
20-739N	5	0.780	0.429	9.33
20-660N	6	0.780	0.429	9.33
20-661N	8	0.878	0.507	10.98
20-807N	10	1.034	0.624	13.52
20-808N	12	1.190	0.741	17.78
20-740N	14	1.268	0.741	21.90

UNION Y



Part #	Tube O.D. (mm)	B	A	List Price
20-744N	3	0.390	1.131	23.35
20-813N	4	0.429	1.248	17.52
20-745N	5	0.527	1.365	18.55
20-814N	6	0.527	1.424	18.54
20-815N	8	0.605	1.599	21.01
20-746N	10	0.728	1.890	29.65


PLUG



Part #	Tube O.D. (mm)	A	List Price
20-748N	4	0.917	1.14
20-749N	5	0.956	1.14
20-750N	6	0.956	1.14
20-751N	8	1.014	1.40
20-752N	10	1.112	1.42
20-753N	12	1.190	1.43

NICKEL PLATED METRIC PUSH-IN FITTINGS

METRIC TUBE STRAIGHT MALE




NEW
NEW



Part #	Tube O.D. (mm)	Global Thread	A	Hex	List Price
20-630N	4	1/8"	0.702	0.429	4.51
20-631N	4	1/4"	0.760	0.546	5.87
20-700N	5	1/8"	0.78	0.429	5.27
20-701N	5	1/4"	0.78	0.546	5.65
20-632N	6	1/8"	0.78	0.546	5.27
20-633N	6	1/4"	0.819	0.546	5.65
20-628N	6	3/8"	0.90	0.546	7.46
20-629N	6	1/2"	0.92	0.546	9.03
20-702N	8	1/8"	0.955	0.546	5.84
20-634N	8	1/4"	0.858	0.546	5.91
20-635N	8	3/8"	0.897	0.663	6.53
20-703N	8	1/2"	0.897	0.663	7.87
20-636N	10	1/4"	1.092	0.663	7.68
20-637N	10	3/8"	1.092	0.663	8.27
20-704N	10	1/2"	1.014	0.663	8.95
20-801N	12	1/4"	1.267	0.78	9.21
20-638N	12	3/8"	1.267	0.78	9.97
20-705N	12	1/2"	1.209	0.78	10.09
20-706N	14	3/8"	1.287	0.858	11.74
20-707N	14	1/2"	1.248	0.858	12.69

METRIC TUBE INTERNAL HEX




NEW



Part #	Tube O.D. (mm)	Global Thread	A	Hex	List Price
20-619N	3	M5	0.31	0.31	7.56
20-620N	4	1/8"	0.71	0.43	4.68
20-621N	4	M5	0.39	0.38	5.01
20-622N	4	M7 x 1"	0.83	0.38	5.40
20-623N	6	1/4"	0.83	0.55	5.81
20-624N	6	1/8"	0.85	0.47	4.94
20-625N	6	M5	0.47	0.47	5.40
20-626N	8	1/4"	0.88	0.55	6.24
20-627N	8	1/8"	0.98	0.55	6.58

METRIC TUBE SWIVEL MALE ELBOW




Part #	Tube O.D. (mm)	Global Thread	A	B	Hex	List Price
20-708N	4	1/8"	0.663	0.780	0.507	9.14
20-709N	4	1/4"	0.663	0.936	0.585	9.97
20-710N	5	1/8"	0.780	0.858	0.507	9.21
20-642N	6	1/8"	0.819	0.858	0.507	8.73
20-803N	6	1/4"	0.819	0.975	0.585	9.97
20-711N	8	1/8"	0.878	0.917	0.507	10.17
20-805N	8	1/4"	0.878	1.014	0.585	11.13
20-655N	8	3/8"	0.878	1.092	0.663	14.48
20-712N	8	1/2"	0.878	1.404	0.819	15.68
20-656N	10	1/4"	1.034	1.092	0.585	14.03
20-657N	10	3/8"	1.034	1.170	0.663	15.68
20-713N	10	1/2"	1.034	1.287	0.819	18.22
20-658N	12	3/8"	1.190	1.287	0.663	18.08
20-659N	12	1/2"	1.190	1.404	0.819	20.63
20-714N	14	3/8"	1.268	1.404	0.663	21.79
20-715N	14	1/2"	1.268	1.443	0.819	23.10

NICKEL PLATED METRIC PUSH-IN FITTINGS

BRASS FITTINGS


METRIC TUBE SWIVEL MALE BRANCH TEE



NEW
NEW

Part #	Tube O.D. (mm)	Global Thread	A	B	Hex	List Price
20-680N	4	1/8"	0.663	0.780	0.507	12.76
20-716N	4	1/4"	0.663	0.936	0.585	13.90
20-717N	5	1/8"	0.78	0.858	0.507	12.76
20-682N	6	1/8"	0.819	0.858	0.507	12.76
20-683N	6	1/4"	0.819	0.975	0.585	13.90
20-809N	8	1/8"	0.877	0.917	0.507	15.49
20-684N	8	1/4"	0.877	1.014	0.585	15.81
20-690N	8	3/8"	0.886	1.024	0.585	18.32
20-691N	8	1/2"	0.886	1.122	0.585	21.02
20-686N	10	1/4"	1.033	1.092	0.585	20.56
20-687N	10	3/8"	1.033	1.170	0.663	21.77
20-810N	10	1/2"	1.033	1.287	0.819	23.10
20-688N	12	3/8"	1.189	1.287	0.663	24.12
20-689N	12	1/2"	1.189	1.404	0.819	26.08
20-718N	14	3/8"	1.267	1.404	0.663	30.15
20-719N	14	1/2"	1.267	1.443	0.819	32.52


METRIC TUBE SWIVEL MALE RUN TEE



NEW
NEW

Part #	Tube O.D. (mm)	Global Thread	A	B	Hex	List Price
20-670N	4	1/8"	0.663	0.780	0.507	12.76
20-720N	4	1/4"	0.663	0.936	0.585	13.90
20-721N	5	1/8"	0.780	0.858	0.507	12.76
20-672N	6	1/8"	0.819	0.858	0.507	12.76
20-673N	6	1/4"	0.819	0.975	0.585	13.90
20-811N	8	1/8"	0.819	0.917	0.507	15.49
20-674N	8	1/4"	0.878	1.014	0.585	15.81
20-668N	8	3/8"	0.885	1.063	0.585	19.94
20-669N	8	1/2"	0.885	1.063	0.585	19.35
20-676N	10	1/4"	0.878	1.092	0.585	20.56
20-677N	10	3/8"	1.034	1.170	0.663	21.77
20-722N	10	1/2"	1.034	1.287	0.819	23.10
20-678N	12	3/8"	1.190	1.287	0.663	24.14
20-679N	12	1/2"	1.190	1.404	0.819	26.08

BULKHEAD



Part #	Tube O.D. (mm)	M	A	Hex	List Price
20-731N	3	M10x1	1.014	0.546	19.29
20-732N	4	M12x1	1.229	0.663	16.56
20-733N	5	M14x1	1.287	0.663	14.16
20-734N	6	M14x1	1.365	0.663	14.16
20-735N	8	M16x1	1.443	0.741	15.49
20-736N	10	M20x1	1.677	0.936	20.52
20-737N	12	M22x1	1.872	1.014	24.56

Composite Body Push-In Fittings



- For Food Grade,
see page 298-299

Specifications

Fluid admitted	Air
Working pressure range	0-150 PSI (10BAR)
Min. Burst pressure	340PSI (23BAR)
Working Temperature range	-104°F ~180°F

Materials of Construction:

1	Body	Composite Polyacetal (hemopolymer,copolymer)
2	Body	Brass
3	Tube Release	Acetal Resin
4	Retainer	Brass
5	Gripper Ring	Stainless Steel
6	Spacer	Brass
7	O-Ring	NBR 70
8	Threads	Brass w/ white sealant

The latest generation of composite material is used in the body construction in addition to brass on threaded components and stainless steel on the tube gripper.

• Tolerance

+/- .02 on all dimensions. Dimension data can change without notice. Please call us when dimensions are critical.

COMPOSITE BODY PUSH-IN FITTINGS

BRASS FITTINGS

UNION



Part #	Tube O.D.	Approx. Wt. Lbs.	List Price
20-017C	1/8"	0.01	6.73
20-018C	5/32"	0.01	6.75
20-001C	3/16"	0.01	9.89
20-019C	1/4"	0.01	3.44
20-015C	5/16"	0.01	7.41
20-020C	3/8"	0.02	4.40
20-021C	1/2"	0.03	7.71
NEW 20-016C	1/4" x 5/32"	0.01	5.14
NEW 20-515C	5/16" x 1/4"	0.01	6.39
20-022C	3/8" x 1/4"	0.01	8.16
NEW 20-516C	3/8" x 5/16"	0.02	6.27
20-024C	1/2" x 3/8"	0.03	19.77

PQ62P

UNION TEE



Part #	Tube O.D.	Approx. Wt. Lbs.	List Price
20-025C	1/8"	0.01	9.69
20-026C	5/32"	0.01	9.00
NEW 20-027C	3/16"	0.02	7.91
20-028C	1/4"	0.02	2.75
20-031C	5/16"	0.02	10.88
20-029C	3/8"	0.02	5.46
20-030C	1/2"	0.08	10.60

PQ64P

90° UNION ELBOW



Part #	Tube O.D.	Approx. Wt. Lbs.	List Price
20-150C	1/8"	0.01	6.72
20-151C	5/32"	0.01	6.44
NEW 20-149C	3/16"	0.01	5.76
20-152C	1/4"	0.02	5.25
20-155C	5/16"	0.02	8.89
20-153C	3/8"	0.02	6.16
20-154C	1/2"	0.02	7.20

PQ65P

UNION "Y" CONNECTOR



Part #	Tube O.D.	Approx. Wt. Lbs.	List Price
20-551C	5/32"	0.01	11.10
20-553C	1/4"	0.02	3.69
20-182C	5/16"	0.02	11.97
20-555C	3/8"	0.02	9.70
20-185C	1/2"	0.07	16.92

PQ89P

FEMALE CONNECTOR

• Brass



Part #	Tube O.D. x Female NPT	Approx. Wt. Lbs.	List Price
20-034C	1/4" x 1/8"	0.02	7.02
20-035C	1/4" x 1/4"	0.04	6.35
20-036C	3/8" x 1/4"	0.04	5.11
20-037C	3/8" x 3/8"	0.06	4.69

PQ66P

BRASS FITTINGS

COMPOSITE BODY PUSH-IN FITTINGS

MALE CONNECTOR

- Nickel Plated



- See broader range of sizes on page 102
- N/P push-in fittings

Part #	Tube O.D. x Male NPT	Approx. Wt. Lbs.	List Price
20-050C	5/32" x 1/8"	0.02	5.05
20-053C	1/4" x 10-32"	0.02	6.31
20-054C	1/4" x 1/8"	0.02	3.59
20-055C	1/4" x 1/4"	0.02	2.21
20-056C	1/4" x 3/8"	0.04	4.53
20-530C	5/16" x 1/8"	0.05	6.59
20-531C	5/16" x 1/4"	0.05	5.73
20-057C	3/8" x 1/8"	0.05	6.88
20-058C	3/8" x 1/4"	0.06	3.51
20-059C	3/8" x 3/8"	0.06	3.63
20-062C	3/8" x 1/2"	0.08	6.84
20-060C	1/2" x 1/4"	0.06	6.79
20-061C	1/2" x 3/8"	0.08	6.13
20-063C	1/2" x 1/2"	0.10	6.60

PQ68P

SWIVEL MALE ELBOW

- Swivels for installation only.
- Not a live swivel



Part #	Tube O.D. x Male NPT	Approx. Wt. Lbs.	List Price
20-079C	1/8" x 1/8"	0.01	7.38
NEW 20-535C*	1/8" x 1/4"	0.01	5.02
NEW 20-517C*	3/16" x 1/4"	0.01	6.69
NEW 20-080C*	5/32" x 1/8"	0.01	6.69
NEW 20-077C*	5/32" x 1/4"	0.01	5.10
NEW 20-049C*	5/32" x 10/32"	0.01	5.18
20-078C	1/4" x 10-32	0.01	6.72
20-081C	1/4" x 1/8"	0.02	3.94
20-082C	1/4" x 1/4"	0.04	3.75
20-086C	1/4" x 3/8"	0.06	4.90
NEW 20-518C*	1/4" x 1/2"	0.07	9.16
20-537C	5/16" x 1/8"	0.04	8.72
20-538C	5/16" x 1/4"	0.04	7.02
NEW 20-539C*	5/16" x 3/8"	0.06	5.70
20-087C	3/8" x 1/8"	0.04	4.98
20-083C	3/8" x 1/4"	0.08	5.20
20-084C	3/8" x 3/8"	0.10	4.96
20-088C	3/8" x 1/2"	0.12	8.82
20-184C	1/2" x 1/4"	0.14	10.77
20-085C	1/2" x 3/8"	0.16	10.63
20-092C	1/2" x 1/2"	0.18	13.20

* Global Thread

PQ69PS

LONG PATTERN MALE ELBOWS



Part #	Tube O.D. x Thread	Approx. Wt. Lbs.	List Price
20-572C	1/4 X 1/8	0.03	15.34
20-573C	1/4 X 1/4	0.05	15.06
20-574C	1/4 X 3/8	0.06	24.09
20-579C	3/8 X 1/4	0.09	25.10
20-580C	3/8 X 3/8	0.12	25.10
20-581C	3/8 X 1/2	0.14	40.73
20-582C	1/2 X 1/4	0.16	37.59
20-583C	1/2 X 3/8	0.18	40.45
20-584C	1/2 X 1/2	0.20	40.45

COMPOSITE BODY PUSH-IN FITTINGS

BRASS FITTINGS

FEMALE SWIVEL ELBOWS



Part #	Tube O.D. x Female NPT	Approx. Wt. Lbs.	List Price
20-089C	1/4 X 1/8	0.05	17.35
20-090C	1/4 X 1/4	0.06	18.93
20-591C	1/4 X 3/8	0.07	21.91
20-091C	3/8 X 1/4	0.10	27.97
20-595C	3/8 X 3/8	0.14	27.97
20-596C	3/8 X 1/2	0.15	34.16
20-597C	1/2 X 3/8	0.20	32.96
20-598C	1/2 X 1/2	0.23	13.20

45° SWIVELS



Part #	Tube O.D. x Male NPT	Approx. Wt. Lbs.	List Price
20-139C	1/4 X 1/8	0.04	8.60
20-140C	1/4 X 1/4	0.05	7.37

SWIVEL MALE RUN TEE

- Swivels for installation only.
- Not a live swivel



Part #	Tube O.D. x Male NPT	Approx. Wt. Lbs.	List Price
NEW 20-160C*	1/8" x 1/8"	0.03	8.44
NEW 20-833C*	1/8" x 1/4"	0.03	8.95
NEW 20-835C*	5/32" x 10-32	0.03	7.92
20-162C	1/4" x 1/8"	0.04	9.06
20-163C	1/4" x 1/4"	0.04	5.54
NEW 20-834C*	1/4" x 10-32	0.04	7.61
20-099C	3/8" x 1/8"	0.06	6.22
20-100C	3/8" x 1/4"	0.08	5.77
20-165C	3/8" x 3/8"	0.10	6.86
20-181C	3/8 x 1/2	0.12	16.92
20-174C	1/2 x 1/4	0.12	16.53
20-166C	1/2 x 3/8	0.14	16.92
20-167C	1/2 x 1/2	0.16	19.89

PQ71PS

SWIVEL MALE BRANCH TEE

- Swivels for installation only.
- Not a live swivel



Part #	Tube O.D. x Male NPT	Approx. Wt. Lbs.	List Price
NEW 20-103C*	1/8" x 1/8"	0.02	10.94
NEW 20-519C*	1/8" x 1/4"	0.03	11.22
NEW 20-109C*	5/32" x 1/8"	0.02	10.37
NEW 20-135C*	5/32" x 1/4"	0.03	10.26
NEW 20-104C*	5/32" x 10/32"	0.03	7.10
NEW 20-830C*	3/16" x 1/8"	0.03	9.98
20-105C	1/4" x 1/8"	0.04	9.29
20-106C	1/4" x 1/4"	0.06	5.69
NEW 20-831C*	1/4" x 10/32"	0.06	7.61
20-121C	1/4" x 3/8"	0.08	6.11
NEW 20-136C*	5/16" x 1/8"	0.04	11.28
NEW 20-137C*	5/16" x 1/4"	0.05	11.00
NEW 20-832C*	5/16" x 3/8"	0.06	9.98
20-107C	3/8" x 1/4"	0.10	10.45
20-108C	3/8" x 3/8"	0.12	12.49
20-158C	3/8 X 1/2	0.14	16.92
20-138C	1/2 X 1/4	0.14	16.53
20-110C	1/2 X 3/8	0.16	16.92
20-111C	1/2 X 1/2	0.21	19.83

* Global Thread

PQ72PS

BRASS FITTINGS

COMPOSITE BODY PUSH-IN FITTINGS

BULKHEAD UNION



Part #	Tube O.D.	Approx. Wt. Lbs.	List Price
20-127C	1/4"	0.04	8.44
20-128C	3/8"	0.06	6.67
20-129C	1/2"	0.10	10.74

PQ82P

BULKHEAD FEMALES



Part #	Tube O.D. x Thread	Approx. Wt. Lbs.	List Price
20-170C	1/4 X 1/8	0.04	21.51
20-171C	1/4 X 1/4	0.04	16.58
20-172C	3/8 X 1/4	0.06	39.30
20-173C	3/8 X 3/8	0.07	35.57
20-175C	1/2 X 1/4	0.07	51.49
20-176C	1/2 X 3/8	0.09	41.74
20-179C	1/2 X 1/2	0.10	44.89

SWIVEL "Y" CONNECTOR

- Swivels for installation only. • Not a live swivel



Part #	Tube O.D. x Male NPT	Approx. Wt. Lbs.	List Price
20-187C	1/4 X 1/8	0.02	12.36
20-557C	1/4" x 1/4"	0.02	11.13
20-188C	3/8 X 1/4	0.04	14.59
20-189C	3/8 X 3/8	0.04	16.13
20-193C	3/8 X 1/2	0.07	19.26
20-194C	1/2 X 3/8	0.06	19.09
20-195C	1/2 X 1/2	0.09	22.34

PQ88PS

IN-LINE NEEDLE VALVE



Part #	Tube O.D.	Approx. Wt. Lbs.	List Price
20-487C	1/4"	0.04	27.32
20-488C	5/16"	0.05	26.39
20-489C	3/8"	0.06	33.00

PQ310C

RIGHT ANGLE FLOW CONTROL METER IN

- Free flow out



Part #	Tube O.D. x Male NPT	Approx. Wt. Lbs.	List Price
20-727C	1/4 X 1/8	0.04	33.36
20-728C	1/4" x 1/4"	0.04	23.79
20-780C	3/8 X 1/4	0.06	31.80
20-781C	3/8 X 3/8	0.06	49.36
20-782C	1/2 X 1/2	0.10	63.78

JPQ

RIGHT ANGLE FLOW CONTROL METER OUT

- Free flow in

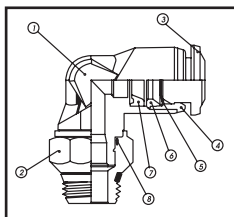


Part #	Tube O.D. x Male NPT	Approx. Wt. Lbs.	List Price
20-785C	1/4 x 1/8	0.04	31.69
20-786C	1/4 x 1/4	0.04	35.28
20-787C	3/8 x 1/4	0.06	31.80
20-788C	3/8 x 3/8	0.06	41.89
20-789C	1/2 x 1/2	0.10	74.44

METRIC COMPOSITE BODY PUSH-IN FITTINGS

BRASS FITTINGS

Technical Characteristics



PART 1	BODY	COMPOSITE
PART 2	BODY	NICKEL PLATED BRASS
PART 3	TUBE RELEASE	ACETAL RESIN
PART 4	RETAINER	NICKEL PLATED BRASS
PART 5	GRIPPER RING	STAINLESS STEEL
PART 6	SPACER	COMPOSITE
PART 7	THREAD PACKING	NBR 70
PART 8	O-RING	NBR 70
PART 9	THREAD SEAL	NBR70

Operating Range

Pressure: 0 to 220 PSI (15 bar)

Vacuum: 0 to 29hg (-.99 bar)

Temperature

-5° F to + 175° F (-20° C to + 80° C)

Media

Compressed air.

Non-toxic fluids (water)

Materials

The latest generation of composite material is used in the body construction in addition to nickel-plated brass on threaded components and stainless steel on the tube gripper.

UNION



Part #	Tube O.D. (mm)	List Price
20-600	4	6.69
20-601	6	2.50
20-602	8	6.00
20-603	10	8.43
20-604	12	4.16

UNION TEE



NEW

NEW

Part #	Tube O.D. (mm)	List Price
20-610	4	16.64
20-862	5	7.92
20-611	6	5.55
20-612	8	5.69
20-613	10	25.61
20-614	12	26.12
20-861	14	13.48

3104

UNION ELBOW



NEW

Part #	Tube O.D. (mm)	List Price
20-806	4	6.69
20-660	6	4.80
20-661	8	7.12
20-807	10	17.04
20-808	12	22.55
20-740	14	9.26

3102

MALE ADAPTER



Part #	Tube OD (mm)	BSPT Thread	List Price
20-630	4	1/8"	6.01
20-631	4	1/4"	6.94
20-632	6	1/8"	6.69
20-633	6	1/4"	6.21
20-634	8	1/4"	3.69
20-635	8	3/8"	8.62
20-636	10	1/4"	9.10
20-637	10	3/8"	9.94
20-801	12	1/4"	11.61
20-638	12	3/8"	12.56

3175

NOTE: See page 102 for a complete line of male adapters with global thread.

BRASS FITTINGS

METRIC COMPOSITE BODY PUSH-IN FITTINGS

SWIVEL ELBOW



	Part #	Tube OD (mm)	BSPT Thread	List Price
NEW	20-690*	4	M5	5.14
NEW	20-856*	4	1/8"	5.55
NEW	20-855*	4	1/4"	5.97
NEW	20-692*	5	M5	5.76
NEW	20-857*	5	1/8"	6.69
NEW	20-859*	5	M5	4.94
	20-642	6	1/8"	6.45
	20-803	6	1/4"	9.69
NEW	20-698*	6	3/8"	7.00
NEW	20-699*	6	1/2"	9.16
NEW	20-711*	8	1/8"	5.76
	20-805	8	1/4"	14.35
	20-655	8	3/8"	18.78
NEW	20-712*	8	1/2"	9.47
	20-656	10	1/4"	13.27
	20-657	10	3/8"	19.30
NEW	20-713*	10	1/2"	9.47
	20-658	12	3/8"	22.23
	20-659	12	1/2"	24.64
NEW	20-714*	14	3/8"	10.19
NEW	20-854*	14	1/2"	11.22

* Global Thread

SWIVEL BRANCH TEE



	Part #	Tube OD (mm)	BSPT Thread	List Price
	20-680*	4	1/8"	12.41
NEW	20-860*	4	1/4"	8.44
NEW	20-717*	5	1/8"	9.98
	20-682	6	1/8"	12.22
	20-683	6	1/4"	14.23
	20-809	8	1/8"	14.86
	20-684	8	1/4"	20.78
	20-685	8	3/8"	24.75
	20-686	10	1/4"	19.66
	20-687	10	3/8"	29.34
	20-810	10	1/2"	29.45
	20-688	12	3/8"	21.58
	20-689	12	1/2"	26.46
NEW	20-718*	14	3/8"	14.10
NEW	20-719*	14	1/2"	15.13

SWIVEL RUN TEE



	Part #	Tube OD (mm)	BSPT Thread	List Price
	20-670	4	1/8"	12.29
NEW	20-720*	4	1/4"	8.44
NEW	20-721*	5	1/8"	9.98
	20-672	6	1/8"	13.31
	20-673	6	1/4"	12.35
	20-811	8	1/8"	15.17
	20-674	8	1/4"	14.61
	20-675	8	3/8"	16.04
	20-676	10	1/4"	27.67
	20-677	10	3/8"	29.45
	20-678	12	3/8"	23.03
	20-679	12	1/2"	30.10

* Global Thread

METRIC COMPOSITE BODY PUSH-IN FITTINGS

BRASS FITTINGS

UNION WYE



NEW
NEW

Part #	Tube OD (mm)	List Price
20-813	4	21.83
20-814	6	14.81
20-815	8	26.08
20-746	10	9.98
20-827	12	12.97

SWIVEL MALE WYE



NEW

Part #	Tube OD (mm)	Global Thread	List Price
20-816	4	1/8"	14.82
20-821	4	1/4"	10.29
20-817	6	1/8"	16.40
20-818	6	1/4"	15.23
20-819	8	1/8"	19.04
20-820	8	1/4"	19.40
20-822	8	3/8"	12.14
20-823	10	1/4"	11.22
20-824	10	3/8"	12.35
20-825	10	1/2"	14.82
20-826	12	3/8"	14.61
20-827	12	1/2"	12.97

* Global Thread

The greatest discovery of my generation is that people can alter their lives by altering their attitudes.

- William James

D.O.T. PUSH-IN TUBE FITTINGS



Meets D.O.T. FMVSS 571.106 SAE J1131 Air Brake System Requirements

Benefits for Cost Savings & Engineering Project

- **Fast assembly:** No tools required. Simply push tubing in. Saves up to 75% of assembly time compared to standard air compression fittings. No loose parts to handle.
- **Fast disconnect:** Hold the collet collar with two fingers and pull out tube. No tools required.
- **Reusable:** Can be connected and disconnected several times.
- **Reliable sealing:** Using recommended tubing, full sealing is guaranteed.
- **Versatility:** Buna N O'ring standard. Viton and others available per request. Secure tube retention. Pulling on tubing only serves to tighten the connection.
- **Pre-Applied Teflon®** based pipe sealant on all male pipe threads, saving customer additional labor.
- **Full Flow Design,** provides more flow area than conventional fittings with internal tube supports even in the swivels.

DOT Fittings are constructed with an all brass captive eyelet which allows for maximum flow. The brass captive eyelet with extended length is floating and has a machined top end radius for easy installation of tubing. All male threads have a pre-applied Teflon® based pipe sealant to provide for easy assembly and leak proof seal.

• Materials:

Brass
 "O" Ring: Buna - Nitrile (90 Durometer)
 EP (Ethylene Propylene)

• Working Pressures & Temperature Ranges

Vacuum to 150 PSI
 -40°F to 200° F (-40°C to +93°C)

D.O.T. PUSH-IN

BRASS FITTINGS

PLUG



Part #	Tube O.D.	Approx. Wt. Lbs.	List Price
595320	5/32"	0.01	1.17
590400	1/4"	0.02	2.54
590600	3/8"	0.02	2.32
590800	1/2"	0.04	4.34

1829 DQ59DOT 639PMT


UNION



Part #	Tube O.D.	Approx. Wt. Lbs.	List Price
620532	5/32"	0.06	10.08
620400	1/4"	0.06	11.27
620600	3/8"	0.13	10.98
620604	3/8" x 1/4"	0.15	28.80
620800	1/2"	0.19	10.92
621000	5/8"	0.30	26.19
621200	3/4"	0.44	49.89

AQ62DOT 62PMT 1862 DQ62DOT

UNION TEE



Part #	Tube O.D.	Approx. Wt. Lbs.	List Price
640400	1/4"	0.09	16.51
640600	3/8"	0.16	20.26
640800	1/2"	0.25	27.81
641000	5/8"	0.32	44.61
641200	3/4"	0.36	100.61

AQ64DOT 164 PMT 1864 DQ64DOT

UNION ELBOW



Part #	Tube O.D.	Approx. Wt. Lbs.	List Price
655320	5/32"	0.03	22.85
650400	1/4"	0.06	11.60
650600	3/8"	0.12	15.93
650800	1/2"	0.18	21.41

AQ65DOT 165 PMT 1865 DQ65DOT

FEMALE CONNECTOR



Part #	Tube O.D. x Female NPTF	Approx. Wt. Lbs.	List Price
660402	1/4" x 1/8"	0.06	10.80
660404	1/4" x 1/4"	0.10	13.89
660602	3/8" x 1/8"	0.11	34.53
660604	3/8" x 1/4"	0.11	12.87
660606	3/8" x 3/8"	0.17	22.56
660804	1/2" x 1/4"	0.14	51.66
660806	1/2" x 3/8"	0.16	28.43
660808	1/2" x 1/2"	0.25	31.16

AQ66DOT 66PMT 1866 DQ66DOT

MALE CONNECTOR



Part #	Tube O.D. x Male NPTF	Approx. Wt. Lbs.	List Price
685320	5/32" x 10/32"	0.02	11.75
685321	5/32" x 1/16"	0.02	8.41
685322	5/32" x 1/8"	0.02	9.39
680302	3/16" x 1/8"	0.02	10.73
680421	1/4" x 1/16"	0.02	12.90
680402	1/4" x 1/8"	0.03	5.16
680404	1/4" x 1/4"	0.04	5.55
680406	1/4" x 3/8"	0.07	9.75
680602	3/8" x 1/8"	0.06	7.83
680604	3/8" x 1/4"	0.07	7.06
680606	3/8" x 3/8"	0.06	7.68
680608	3/8" x 1/2"	0.13	13.57
680804	1/2" x 1/4"	0.11	16.55
680806	1/2" x 3/8"	0.12	9.81
680808	1/2" x 1/2"	0.14	10.16
681006	5/8" x 3/8"	0.18	19.12
681008	5/8" x 1/2"	0.18	20.81
681208	3/4" x 1/2"	0.20	26.60
681212	3/4" x 3/4"	0.20	33.47

AQ68DOT 68PM 1868 DQ68DOT 68PMT

MALE ELBOW



Forged

Part #	Tube O.D. x Male NPTF	Approx. Wt. Lbs.	List Price
695302	5/32" x 1/16"	0.03	15.21
695322	5/32" x 1/8"	0.03	10.16
690302	3/16" x 1/8"	0.03	19.40
690402	1/4" x 1/8"	0.08	8.65
690404	1/4" x 1/4"	0.06	9.09
690406	1/4" x 3/8"	0.11	11.49
690602	3/8" x 1/8"	0.08	12.47
690604	3/8" x 1/4"	0.09	10.86
690606	3/8" x 3/8"	0.11	11.95
690608	3/8" x 1/2"	0.20	20.01
690804	1/2" x 1/4"	0.22	17.13
690806	1/2" x 3/8"	0.22	17.02
690808	1/2" x 1/2"	0.24	22.21
691006	5/8" x 3/8"	0.30	25.18
691008	5/8" x 1/2"	0.32	26.11
691208	3/4" x 1/2"	0.32	35.13
691212	3/4" x 3/4"	0.34	42.35

AQ69DOT 169PMTNS 1869 DQ69DOT

MALE SWIVEL ELBOW



Forged

Part #	Tube O.D. x Male NPTF	Approx. Wt. Lbs.	List Price
695322S	5/32" x 1/8"	0.07	12.44
690402S	1/4" x 1/8"	0.06	11.07
690404S	1/4" x 1/4"	0.10	15.69
690406S	1/4" x 3/8"	0.10	20.01
690602S	3/8" x 1/8"	0.10	12.47
690604S	3/8" x 1/4"	0.11	14.27
690606S	3/8" x 3/8"	0.12	14.77
690608S	3/8" x 1/2"	0.20	21.75
690804S	1/2" x 1/4"	0.16	39.00
690806S	1/2" x 3/8"	0.18	18.41
690808S	1/2" x 1/2"	0.26	24.09
691006S	5/8" x 3/8"	0.28	24.95
691008S	5/8" x 1/2"	0.30	29.70
691208S	3/4" x 1/2"	0.50	96.10
691212S	3/4" x 3/4"	0.56	53.24

AQ69DOTS 169PMT 1869 DQ69DOTS

Ask for what you want and be prepared to get it! – Maya Angelou

FEMALE ELBOW



Forged

Part #	Tube O.D. x Female NPTF	Approx. Wt. Lbs.	List Price
700402	1/4" x 1/8"	0.06	9.95
700404	1/4" x 1/4"	0.10	12.80
700406	1/4" x 3/8"	0.16	16.23
700602	3/8" x 1/8"	0.15	54.66
700604	3/8" x 1/4"	0.12	12.85
700606	3/8" x 3/8"	0.17	17.89
700806	1/2" x 3/8"	0.26	44.62
700808	1/2" x 1/2"	0.30	50.78


AQ70DOTS 1870 DQ70DOTS 170PMTNS

FEMALE SWIVEL ELBOW



Part #	Tube O.D. x Female NPTF	List Price
700404S	1/4" x 1/4"	11.85

MALE RUN TEE



Forged

Part #	Tube O.D. x Male NPTF (1 x 3) x 2	Approx. Wt. Lbs.	List Price
710402	1/4" x 1/8"	0.06	13.99
71040604	(1/4" x 3/8") x 1/4"	0.20	84.59
710404	1/4" x 1/4"	0.08	14.94
710604	3/8" x 1/4"	0.20	18.41
71060404	(3/8" x 1/4") x 1/4"	0.20	50.95
710606	3/8" x 3/8"	0.17	17.60
71060406	(3/8" x 1/4") x 3/8"	0.20	68.75
710608	3/8" x 1/2"	0.14	92.35
710806	1/2" x 3/8"	0.28	29.14

AQ71DOT 171PMTNS 1871 DQ71DOT

Leadership is not a position or a title, it is action and example.

D.O.T. PUSH-IN

BRASS FITTINGS

MALE SWIVEL RUN TEE



Forged

Part #	Tube O.D. x Male NPTF	Approx. Wt. Lbs.	List Price
710402S	1/4" x 1/8"	0.09	15.69
710404S	1/4" x 1/4"	0.11	17.61
710604S	3/8" x 1/4"	0.15	21.07
710606S	3/8" x 3/8"	0.14	22.82
710804S	1/2" x 1/4"	0.24	93.23
710806S	1/2" x 3/8"	0.24	36.98
710808S	1/2" x 1/2"	0.30	38.76

AQ71DOTS 171PMT 1871 DQ71DOTS

MALE 45° ELBOW



Forged

Part #	Tube O.D. x Male NPTF	Approx. Wt. Lbs.	List Price
540402	1/4" x 1/8"	0.06	11.85
540404	1/4" x 1/4"	0.06	12.88
540602	3/8" x 1/8"	0.08	12.75
540604	3/8" x 1/4"	0.09	14.66
540606	3/8" x 3/8"	0.11	16.70
540608	3/8" x 1/2"	0.15	18.10
540804	1/2" x 1/4"	0.13	25.42
540806	1/2" x 3/8"	0.16	18.24
540808	1/2" x 1/2"	0.18	26.15
541006	5/8" x 3/8"	0.22	49.61
541008	5/8" x 1/2"	0.21	27.44
541208	3/4" x 1/2"	0.28	35.28
541212	3/4" x 3/4"	0.32	42.41

AQ54DOT 179MTNS 1880 DQ54DOT

MALE 45° SWIVEL ELBOW



Part #	Tube O.D. x Male NPTF	Approx. Wt. Lbs.	List Price
540402S	1/4" x 1/8"	0.06	17.75
540404S	1/4" x 1/4"	0.09	19.09
540602S	3/8" x 1/8"	0.10	16.47
540604S	3/8" x 1/4"	0.11	16.55
540606S	3/8" x 3/8"	0.13	17.37
540804S	1/2" x 1/4"	0.14	31.38
540806S	1/2" x 3/8"	0.16	28.72
540808S	1/2" x 1/2"	0.18	25.25
541008S	5/8" x 1/2"	0.24	41.17

AQ54DOTS 179PMT 1880 DQ54DOTS

MALE BRANCH TEE




Forged

Part #	Tube O.D. x Male NPTF (1 x 2) x 3	Approx. Wt. Lbs.	List Price
720302	3/16" x 1/8"	0.07	31.65
720402	1/4" x 1/8"	0.10	14.20
720404	1/4" x 1/4"	0.10	14.73
720604	3/8" x 1/4"	0.14	20.14
72060404	(3/8" x 1/4") x 1/4"	0.20	58.93
720606	3/8" x 3/8"	0.15	28.00
720804	1/2" x 1/4"	0.20	31.53
720806	1/2" x 3/8"	0.24	28.05
720808	1/2" x 1/2"	0.32	40.38
72100808	(5/8" x 1/2") x 1/2"	0.20	72.89

AQ72DOT 172PMTNS 1872 DQ72DOT

MALE SWIVEL BRANCH TEE



Part #	Tube O.D. x Male NPTF	Approx. Wt. Lbs.	List Price
720402S	1/4" x 1/8"	0.12	17.30
720404S	1/4" x 1/4"	0.14	16.93
720602S	3/8" x 1/8"	0.19	18.67
720604S	3/8" x 1/4"	0.15	22.39
720606S	3/8" x 3/8"	0.17	22.12
720804S	1/2" x 1/4"	0.30	34.02
720806S	1/2" x 3/8"	0.34	32.46
720808S	1/2" x 1/2"	0.22	36.06

AQ72DOTS 172PMT 1872 DQ72DOTS

FEMALE BRANCH TEE



(RUN) BRANCH

Part #	(1 & 2) x 3	List Price
770402	1/4" x 1/8"	18.50
770404	1/4" x 1/4"	23.38
770604	3/8" x 1/4"	17.68


GLADHAND BULKHEAD CONNECTOR



TUBE OD x MALE NPTF

Part #	Size	List Price
830808	1/2" x 1/2"	57.88

BULKHEAD UNION



Part #	Tube O.D.	Approx. Wt. Lbs.	List Price
820400	1/4"	0.16	21.63
820600	3/8"	0.21	35.89
820800	1/2"	0.14	40.08
821000	5/8"	0.30	47.15

AQ82DOT 62PMTBH 1874 DQ82DOT

FEMALE BULKHEAD UNION



Part #	Tube O.D. x Female NPTF	Approx. Wt. Lbs.	List Price
860402	1/4" x 1/8"	0.08	13.90
860404	1/4" x 1/4"	0.10	15.10
860604	3/8" x 1/4"	0.14	15.65
860606	3/8" x 3/8"	0.31	21.01
860808	1/2" x 1/2"	0.32	41.50

• Jam nuts not available seperately

AQ86DOT 1873 DQ86DOT 66PMTBH

COMPOSITE BODY DOT AIRBRAKE FITTINGS

NEW

WARNING

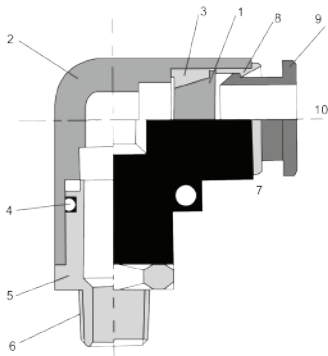
- Composite DOT push-to-connect fittings are designed only for use in applications where air is utilized as an operating fluid.
 - Fittings must be used in accordance with manufacturer and industry specifications.
 - They are not intended for use in environments exceeding 145psi or 140 degrees F.
 - The Department of Transportation FMVSS 49CFR571-106 prohibits use of this type of fitting for connections between towed and towing vehicles or between a driveshaft and chassis.
 - Using Composite DOT fittings in a manner inconsistent with manufacturer specifications may result in serious injury or property damage.
 - Under no circumstances shall the supplier be liable to buyer for any consequential or incidental damages of any nature whatsoever arising from nonconformity of goods, defective goods, or delay in shipment or any other breach by seller.
- Please feel free to email warning@compdotfitting.com with any questions or concerns.



- One touch connection reduces installation time and cost.
- Rugged ultraviolet and vibration resistant composite body.
- Various shapes and configurations to meet vehicle applications and make installations easier.

Specifications for FMVSS (D.O.T.) and SAE Compliant Fittings

Operating Fluid		Air					
Max. Operating Pressure		145psi (1.0MPa)					
Proof Pressure	Size	5/32"	1/4"	3/8"	1/2"	5/8"	3/4"
	At 75°F (24°C)	1200psi	1200psi	1400psi	950psi	900psi	800psi
	At 200 °F (93°C)	450psi (3.1MPa)					
Recommended Fluid and Ambient Temperature*		-40°F to 140°F (-40°C to 60°C)					
Leak Rate at -40°F (-40°C)		7 Ncm ³ /min. or less					
Thread	Thread Portion	ANSI/ASME B1.20.1, 1983 R1992					
	Nut	JIS B 0208 (Unified fine thread) ISO 263					
Thread Sealant		Fluorine/ Acrylic					
Applicable Standards		D.O.T. FMVSS 49 CFR 571.106, SAE J2494-3					
Applicable Tubing		Tubing conforming to both SAE J844 and D.O.T. FMVSS 49 CFR 571.106. Material: Nylon12					
Tube O.D.		5/32", 1/4", 3/8", 1/2", 5/8", 3/4"					



1. Chuck	Stainless steel or Brass
2. Body	Polybutylene Terephthalate (PBT), Brass
3/4. Tube seal, O-Ring	Buna-N, Nitrile Rubber
5. Stud	Brass
6. Sealant	Flourine/ Acrylic
7. Guide	Stainless Steel or Polyacetal (Acetal)
8. Stabilization Ring	Stainless Steel
9. Release Button	Polyacetal, POM (Acetal)
10. Tube support	Stainless Steel/ Brass

STRAIGHT UNION



Part #	Tube OD (inch)	Approx. Wt. Lbs.	List Price
620532C	5/32	0.01	22.23
620400C	1/4	0.01	6.42
620600C	3/8	0.03	9.50
620800C	1/2	0.05	12.85
621000C	5/8	0.08	37.92

UNION TEE



Part #	Tube OD (inch)	Approx. Wt. Lbs.	List Price
640400C	1/4	0.02	9.27
640600C	3/8	0.05	14.95
640800C	1/2	0.07	18.17
641000C	5/8	0.13	29.69

UNION 90° ELBOW



Part #	Tube OD (inch)	Approx. Wt. Lbs.	List Price
655320C	5/32	0.01	35.12
650400C	1/4	0.02	9.91
650600C	3/8	0.04	12.42
650800C	1/2	0.05	19.92

FEMALE CONNECTOR



Part #	Tube OD (inch)	Thread NPT	Approx. Wt. Lbs.	List Price
660402C	1/4	1/8-27	0.04	9.91
660404C	1/4	1/4-18	0.06	10.71
660406C	1/4	3/8-18	0.10	11.48
660602C	3/8	1/8-27	0.07	16.85
660604C	3/8	1/4-18	0.07	16.85
660606C	3/8	3/8-18	0.11	16.98
660608C	3/8	1/2-14	0.12	15.63
660802C	1/2	1/8-27	0.11	13.92
660804C	1/2	1/4-18	0.13	14.13
660806C	1/2	3/8-18	0.12	23.90
660808C	1/2	1/2-14	0.13	23.49

COMPOSITE BODY D.O.T. PUSH-IN

BRASS FITTINGS

STRAIGHT MALE CONNECTOR



Part #	App. Tube OD (inch)	Thread NPT	Approx. Wt. Lbs.	List Price
680402C	1/4	1/8-27	0.02	4.53
680404C	1/4	1/4-18	0.03	4.86
680406C	1/4	3/8-18	0.05	6.21
680602C	3/8	1/8-27	0.05	9.42
680604C	3/8	1/4-18	0.06	7.31
680606C	3/8	3/8-18	0.06	7.65
680608C	3/8	1/2-14	0.09	12.20
680804C	1/2	1/4-18	0.09	12.78
680806C	1/2	3/8-18	0.09	13.49
680808C	1/2	1/2-14	0.09	16.34
681006C	5/8	3/8-18	0.15	24.18
681008C	5/8	1/2-14	0.13	23.32
681208C	3/4	1/2-14	0.38	27.97

90° MALE ELBOW

- Fixed



Part #	Tube OD (inch)	Thread NPT	Approx. Wt. Lbs.	List Price
695322SC	5/32	1/8-27	0.03	15.82
690402SC	1/4	1/8-27	0.03	6.27
690404SC	1/4	1/4-18	0.04	6.42
690406SC	1/4	3/8-18	0.07	11.17
690602SC	3/8	1/8-27	0.07	12.60
690604SC	3/8	1/4-18	0.06	10.43
690606SC	3/8	3/8-18	0.08	12.85
690608SC	3/8	1/2-14	0.14	16.06
690804SC	1/2	1/4-18	0.07	17.55
690806SC	1/2	3/8-18	0.09	16.49
690808SC	1/2	1/2-14	0.14	16.77
691006SC	5/8	3/8-18	0.14	24.27
691008SC	5/8	1/2-14	0.18	24.14
691208SC	3/4	1/2-14	0.26	27.73

90° FEMALE ELBOW



Part #	Tube OD (inch)	Thread NPT	Approx. Wt. Lbs.	List Price
700402SC	1/4	1/8-27	0.03	8.35
700404SC	1/4	1/4-18	0.05	13.43
700406SC	1/4	3/8-18	0.08	14.92
700604SC	3/8	1/4-18	0.07	15.42
700606SC	3/8	3/8-18	0.09	18.42
700608SC	3/8	1/2-14	0.10	16.45
700806SC	1/2	3/8-18	0.10	24.20
700808SC	1/2	1/2-14	0.11	26.41

MALE RUN TEE

• Fixed



Part #	Tube OD (inch)	Thread NPT	Approx. Wt. Lbs.	List Price
710402SC	1/4	1/8-27	0.04	12.77
710404SC	1/4	1/4-18	0.05	12.77
710604SC	3/8	1/4-18	0.08	16.98
710606SC	3/8	3/8-18	0.10	18.57
710608SC	3/8	1/2-14	0.15	23.22
710806SC	1/2	3/8-18	0.11	28.12

MALE BRANCH TEE

• Fixed



Part #	Tube OD (inch)	Thread NPT	Approx. Wt. Lbs.	List Price
720402SC	1/4	1/8-27	0.04	11.17
720404SC	1/4	1/4-18	0.05	12.06
720406SC	1/4	3/8-18	0.08	22.05
720604SC	3/8	1/4-18	0.08	15.76
720606SC	3/8	3/8-18	0.10	17.84
720806SC	1/2	3/8-18	0.11	22.12
720808SC	1/2	1/2-14	0.17	30.90

FEMALE BRANCH TEE

Part #	Tube OD (inch)	Thread NPT	Approx. Wt. Lbs.	List Price
770402C	1/4	1/8-27	0.06	15.05
770404C	1/4	1/4-18	0.08	17.56
770604C	3/8	1/4-18	0.08	24.14

45° MALE ELBOW

• Fixed



Part #	Tube OD (inch)	Thread NPT	Approx. Wt. Lbs.	List Price
540402SC	1/4	1/8-27	0.03	10.71
540404SC	1/4	1/4-18	0.04	12.63
540602SC	3/8	1/8-27	0.06	14.28
540604SC	3/8	1/4-18	0.06	14.28
540606SC	3/8	3/8-18	0.08	23.56
540608SC	3/8	1/2-14	0.13	19.98
540804SC	1/2	1/4-18	0.08	23.99
540806SC	1/2	3/8-18	0.10	23.56
540808SC	1/2	1/2-14	0.15	23.19
541006SC	5/8	3/8-18	0.14	41.55
541008SC	5/8	1/2-14	0.17	31.61
541208SC	3/4	1/2-14	0.26	29.77

COMPOSITE BODY D.O.T. PUSH-IN

BRASS FITTINGS

UNION "Y"



Part #	A&B Tube OD (inch)	C Tube OD (inch)	Approx. Wt. Lbs.	List Price
620553C	1/4	1/4	0.03	17.02
620409C	1/4	3/8	0.03	18.84
620555C	3/8	3/8	0.05	20.99
620559C	3/8	1/4	0.07	23.99
620557C	1/2	1/2	0.08	26.66

MALE BRANCH "Y"



Part #	Tube OD (inch)	Thread NPT	Approx. Wt. Lbs.	List Price
620604C	3/8	1/4-18	0.09	24.63
620606C	3/8	3/8-18	0.12	25.59
620806C	1/2	3/8-18	0.13	39.73
620808C	1/2	1/2-14	0.15	40.80

BULKHEAD UNION



Part #	Tube OD (inch)	Thread (UNF)	Approx. Wt. Lbs.	List Price
820400C	1/4	9/16-18	0.07	11.88
820600C	3/8	7/8-14	0.19	17.62
820800C	1/2	1-12	0.26	26.62
821000C	5/8	1 1/8-12	0.42	66.33


FEMALE BULKHEAD CONNECTOR



Part #	App. Tube OD (inch)	Thread NPT	T (UNF)	Approx. Wt. Lbs.	List Price
860402C	1/4	1/8-27	9/16-18	0.01	16.70
860404C	1/4	1/4-18	9/16-18	0.08	24.31
860604C	3/8	1/4-18	7/8-14	0.20	24.95
860606C	3/8	3/8-18	7/8-14	0.20	25.48
860806C	1/2	3/8-18	1-12	0.26	28.91
860808C	1/2	1/2-14	1-12	0.27	30.09

Your attitude determines your direction.

D.O.T. AIR BRAKE - NYLON TUBING



Tube O.D	1/4	3/8	1/2	5/8	3/4
Thread Size-B	7/16-24	17/32-24	11/16-20	13/16-18	1-18

•**Typical Application**

Air brake systems except where temperatures exceed +200°F or where battery acid can drip on tubing.

•**Pressure**

Maximum operating pressure of 150 PSI.

•**Vibration**

Fair resistance.

•**Temperature Range**

-40°F to +200°F (-40°C to +93°C).

•**Material**

Brass

•**Used With**

NT Nylon Tubing - SAE J844 Type A and B.

• **Tolerance**

+/- .02 on all dimensions. Dimension data can change without notice. Please call us when dimensions are critical

•**Advantages**

Easy to assemble (no tube preparation or flaring required.) Built in tube support. Fittings utilize a ribbed sleeve for compression and positive grip. May be used with copper tubing by replacing nut, sleeve and insert with long nut and spherical sleeve. Insert should be removed for copper tubing use.

•**Conformance**

Meets specifications and standards of SAE and DOT FMVSS 571,106.

•**Assembly Instructions**

- 1- Cut tubing to desired length.
- 2-Slide nut and then sleeve on tubing. Threaded end of nut "A" must face toward fitting body.
- 3-Insert tubing into the preassembled fitting. Be sure tubing is bottomed in fitting.
- 4- Tighten nut to required torque as indicated on chart.

Disassembling: Remove nut and pull tubing out of fitting body. Insert will remain in tubing.

Reassembly: Push tubing and insert into fitting body until it bottoms. Thread nut onto fitting body and torque as in step 4.

Tube Size	Additional Number of Turns from Hand-Tight
1/4	3
3/8, 1/2	4
5/8, 3/4	3-1/2

D.O.T. AIR BRAKE - NYLON TUBING**BRASS FITTINGS****SLEEVE**
SAE# 100115

Part #	Tube O.D.	Approx. Wt. Lbs.	List Price
38-001	1/4"	0.01	0.41
38-002	3/8"	0.01	0.54
38-003	1/2"	0.01	0.75
38-004	5/8"	0.01	1.20
38-005	3/4"	0.01	2.15

60NAB 60NTA 1460

NUT

SAE# 100110



Part #	Tube O.D.	Approx. Wt. Lbs.	List Price
38-010	1/4"	0.02	0.84
38-011	3/8"	0.03	1.07
38-012	1/2"	0.05	2.64
38-013	5/8"	0.06	2.78
38-014	3/4"	0.09	4.68

61NAB 61NTA 1461

UNION
SAE# 100101BA

Part #	Tube O.D.	Approx. Wt. Lbs.	List Price
38-019	1/4"	0.07	5.65
38-020	3/8"	0.11	6.83
38-021	1/2"	0.20	11.00
38-022	5/8"	0.25	23.01
38-023	3/4"	0.40	34.89

62NAB 62NTA 1462

BULKHEAD UNION

Part #	Tube O.D.	Approx. Wt. Lbs.	List Price
38-028	1/4"	0.11	15.05
38-029	3/8"	0.16	18.50
38-030	1/2"	0.26	30.00

62NBH 1474 475

STAINLESS STEEL INSERT
• 300 series stainless

• For SAE# J844 TUBING



Part #	Tube O.D.	Approx. Wt. Lbs.	List Price
38-035	1/4"	0.01	1.04
38-036	3/8"	0.01	0.79
38-037	1/2"	0.01	1.38
38-038	5/8"	0.01	3.46
38-039	3/4"	0.01	4.02

59A 63NTA

BRASS INSERT

Part #	Tube O.D.	Approx. Wt. Lbs.	List Price
38-040	1/4"	0.01	0.83
38-041	3/8"	0.01	0.83
38-042	1/2"	0.01	1.64
38-043	5/8"	0.01	1.77
38-048	3/4"	0.02	2.82

1484 463

TEE

SAE# 100401BA



Part #	Tube O.D.	Approx. Wt. Lbs.	List Price
38-044	1/4"	0.12	12.27
38-045	3/8"	0.19	11.76
38-046	1/2"	0.36	18.65
38-047	5/8"	0.48	40.20

64NAB 264NTA 1464

REDUCING BRANCH TEE



Part #	Tube O.D. (1&2) x 3	Approx. Wt. Lbs.	List Price
38-049	3/8" x 1/4"	0.24	46.94
38-057	1/2" x 3/8"	0.30	23.73

ELBOW

SAE# 100201BA



Part #	Tube O.D.	Approx. Wt. Lbs.	List Price
38-052	1/4"	0.09	12.58
38-053	3/8"	0.13	9.99
38-054	1/2"	0.15	24.42
38-055	5/8"	0.36	29.00

65NAB 265NTA 1465

FEMALE ADAPTER

SAE# 100103BA



Part #	Tube O.D. x Female NPT	Approx. Wt. Lbs.	List Price
38-060	1/4" x 1/8"	0.06	4.76
38-061	1/4" x 1/4"	0.08	6.58
38-062	3/8" x 1/8"	0.07	6.36
38-063	3/8" x 1/4"	0.10	7.98
38-064	3/8" x 3/8"	0.14	9.00
38-065	1/2" x 3/8"	0.16	12.35
38-066	1/2" x 1/2"	0.20	18.46
38-067	5/8" x 3/8"	0.28	19.76
38-068	5/8" x 1/2"	0.28	23.32

66NAB 66NTA 1466 66NBH

Nothing can bring you peace but yourself.

- Ralph Waldo Emerson

D.O.T. AIR BRAKE - NYLON TUBING

BRASS FITTINGS

MALE ADAPTER

SAE# 100102BA



Part #	Tube O.D. x Male NPTF	Approx. Wt. Lbs.	List Price
38-072	1/4" x 1/16"	0.05	19.72
38-073	1/4" x 1/8"	0.05	3.84
38-074	1/4" x 1/4"	0.06	6.50
38-075	1/4" x 3/8"	0.08	8.03
38-076	3/8" x 1/8"	0.07	4.33
38-077	3/8" x 1/4"	0.08	4.58
38-078	3/8" x 3/8"	0.10	5.12
38-079	3/8" x 1/2"	0.14	7.48
38-080	1/2" x 1/4"	0.13	7.58
38-081	1/2" x 3/8"	0.14	6.54
38-082	1/2" x 1/2"	0.18	8.45
38-087	1/2" x 3/4"	0.23	31.54
38-083	5/8" x 3/8"	0.17	16.02
38-084	5/8" x 1/2"	0.21	13.72
38-088	5/8" x 3/4"	0.25	19.49
38-085	3/4" x 1/2"	0.28	19.02

SWIVEL MALE ADAPTER



68NAB 68NTA 1468

Part #	Tube O.D. x Male NPTF	Approx. Wt. Lbs.	List Price
38-078S	3/8" x 3/8"	0.18	28.56
38-081S	1/2" x 3/8"	0.22	30.96

MALE ELBOW

SAE# 100202BA



Part #	Tube O.D. x Male NPTF	Approx. Wt. Lbs.	List Price
38-091	1/4" x 1/8"	0.06	4.82
38-092	1/4" x 1/4"	0.08	6.07
38-093	1/4" x 3/8"	0.13	6.55
38-094	3/8" x 1/8"	0.09	6.78
38-095	3/8" x 1/4"	0.11	6.44
38-090	3/8" x 1/4" LONG	0.14	21.32
38-101	3/8" x 3/8"	0.14	7.46
38-102	3/8" x 1/2"	0.20	9.69
38-103	1/2" x 1/4"	0.16	9.42
38-104	1/2" x 3/8"	0.20	10.26
38-109	1/2" x 3/8" LONG	0.26	46.92
38-105	1/2" x 1/2"	0.29	11.02
38-106	5/8" x 3/8"	0.26	18.66
38-107	5/8" x 1/2"	0.32	17.60
38-110	5/8" x 3/4"	0.40	27.52
38-108	3/4" x 1/2"	0.43	27.99

SWIVEL MALE ELBOW



269NTA 1469

Part #	Tube O.D. x Male NPTF	Approx. Wt. Lbs.	List Price
38-101S	3/8" x 3/8"	0.28	39.66
38-104S	1/2" x 3/8"	0.32	42.36

FEMALE ELBOW

SAE# 100203BA



Part #	Tube O.D. x Female NPTF	Approx. Wt. Lbs.	List Price
38-113	1/4" x 1/8"	0.08	7.31
38-114	1/4" x 1/4"	0.12	14.61
38-115	3/8" x 1/8"	0.14	19.88
38-116	3/8" x 1/4"	0.10	12.98
38-117	3/8" x 3/8"	0.12	16.93
38-118	1/2" x 3/8"	0.23	18.50
38-119	1/2" x 1/2"	0.36	28.04
38-120	5/8" x 1/2"	0.38	39.14

MALE RUN TEE

SAE# 100424BA



Part #	Tube O.D. x Male NPTF x Tube O.D. 1x2x3	Approx. Wt. Lbs.	List Price
38-125	1/4" x 1/8" x 1/4"	0.10	13.80
38-126	1/4" x 1/4" x 1/4"	0.13	11.44
38-124	3/8" x 1/4" x 1/4"	0.14	31.54
38-127	3/8" x 1/4" x 3/8"	0.17	11.56
38-128	3/8" x 3/8" x 3/8"	0.20	10.01
38-129	1/2" x 3/8" x 1/2"	0.30	13.05

71NAB 271NTA 1471

MALE BRANCH TEE

SAE# 100425BA



Part #	Tube O.D. x Tube O.D. x Male NPTF 1x2x3	Approx. Wt. Lbs.	List Price
38-136	1/4" x 1/4" x 1/8"	0.10	9.60
38-137	1/4" x 1/4" x 1/4"	0.13	18.41
38-138	3/8" x 3/8" x 1/8"	0.14	16.12
38-132	3/8" x 1/4" x 1/4"	0.15	52.23
38-139	3/8" x 3/8" x 1/4"	0.17	11.24
38-133	1/2" x 1/2" x 1/4"	0.26	28.69
38-140	3/8" x 3/8" x 3/8"	0.21	11.65
38-134	1/2" x 3/8" x 3/8"	0.26	39.42
38-141	1/2" x 1/2" x 3/8"	0.30	14.76
38-142	1/2" x 1/2" x 1/2"	0.37	23.35
38-143	5/8" x 5/8" x 1/2"	0.44	52.50

72NAB 272NTA 1472

FEMALE BRANCH TEE



Part #	Tube O.D. x Tube O.D. x Female NPTF 1x2x3	Approx. Wt. Lbs.	List Price
38-144	3/8" x 3/8" x 1/4"	0.21	53.70
38-146	5/8" x 5/8" x 1/4"	0.48	82.94

45° ELBOW

SAE# 100302BA



Part #	Tube O.D. x Male NPTF	Approx. Wt. Lbs.	List Price
38-148	1/4" x 1/8"	0.06	10.10
38-149	1/4" x 1/4"	0.08	11.27
38-150	3/8" x 1/8"	0.09	22.46
38-151	3/8" x 1/4"	0.11	8.19
38-152	3/8" x 3/8"	0.14	11.59
38-153	3/8" x 1/2"	0.24	19.03
38-157	1/2" x 1/4"	0.18	28.44
38-154	1/2" x 3/8"	0.19	13.35
38-155	1/2" x 1/2"	0.25	18.27
38-156	5/8" x 1/2"	0.30	21.33
38-158	3/4" x 1/2"	0.38	44.04

6945NAB 279NTA 1480

SWIVEL 45° ELBOW



Part #	Tube O.D. x Male NPTF	Approx. Wt. Lbs.	List Price
38-152S	3/8" x 3/8"	0.20	50.58
38-154S	1/2" x 3/8"	0.24	53.22

D.O.T. AIR BRAKE - COPPER TUBING

BRASS FITTINGS

SLEEVE

SAE# 120115BA




Part #	Tube O.D.	A	Approx. Wt. Lbs.	List Price
38-161	1/4"	0.25	0.01	0.55
38-162	3/8"	0.31	0.02	0.87
38-163	1/2"	0.38	0.02	0.88
38-164	5/8"	0.44	0.02	1.43
38-165	3/4"	0.50	0.04	3.72

60AB 1360

NUT

SAE# 120111BA

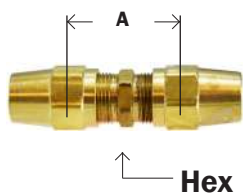


Part #	Tube O.D.	A	Hex	Approx. Wt. Lbs.	List Price
38-170	1/4"	0.75	0.56	0.02	1.79
38-171	3/8"	1.13	0.62	0.04	2.10
38-172	1/2"	1.25	0.81	0.08	4.51
38-173	5/8"	1.38	0.94	0.12	4.70
38-174	3/4"	1.56	1.12	0.18	10.06

20961 61AB 1361

UNION

SAE# 120101BA

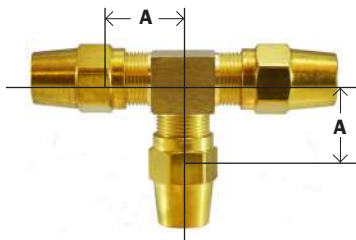


Part #	Tube O.D.	A	Hex	Approx. Wt. Lbs.	List Price
38-179	1/4"	0.81	0.44	0.08	6.18
38-180	3/8"	1.10	0.56	0.14	7.79
38-181	1/2"	1.07	0.69	0.24	15.73
38-182	5/8"	1.41	0.81	0.34	21.81
38-183	3/4"				42.57

62AB 1362

TEE

SAE# 120401BA

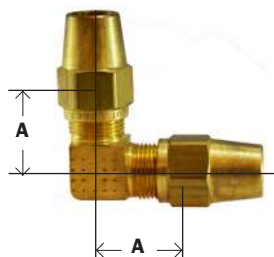


Part #	Tube O.D.	A	Approx. Wt. Lbs.	List Price
38-188	1/4"	0.62	0.16	14.40
38-189	3/8"	0.82	0.24	15.19
38-190	1/2"	0.94	0.48	28.41

264AB 1364

ELBOW

SAE# 120201BA



Part #	Tube O.D.	A	Approx. Wt. Lbs.	List Price
38-196	1/4"	0.62	0.10	16.03


* Forged

265AB 1365

Don't complain about things you're not willing to change.

FEMALE ADAPTER

SAE# 120103BA




Part #	Tube O.D. x Female NPTF	A	Hex	Approx. Wt. Lbs.	List Price
38-207	3/8" x 1/4"	1.19	0.68	0.12	7.31
38-208	3/8" x 3/8"	1.18	0.87	0.16	8.28
38-209	1/2" x 3/8"	1.27	0.87	0.18	42.42

66AB 1366

MALE ADAPTER

SAE# 120102BA

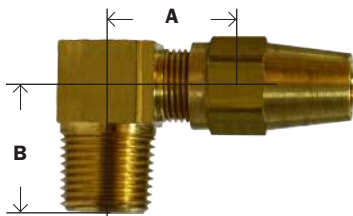


Part #	Tube O.D. x Male NPTF	A	Hex	Approx. Wt. Lbs.	List Price
38-217	1/4" x 1/8"	0.88	0.43	0.06	3.68
38-218	1/4" x 1/4"	0.97	0.56	0.08	5.19
38-221	3/8" x 1/4"	1.09	0.56	0.10	5.84
38-222	3/8" x 3/8"	1.19	0.69	0.12	6.25
38-223	3/8" x 1/2"	1.45	0.87	0.18	6.67
38-224	1/2" x 1/4"	1.32	0.69	0.16	13.48
38-225	1/2" x 3/8"	1.35	0.69	0.18	9.47
38-226	1/2" x 1/2"	1.51	0.87	0.24	16.37
38-227	5/8" x 3/8"	1.39	0.81	0.22	16.08
38-228	5/8" x 1/2"	1.57	0.87	0.24	19.34
38-229	3/4" x 1/2"	1.67	1.00	0.34	19.85

68AB 368

90° MALE ELBOW

SAE# 120202BA

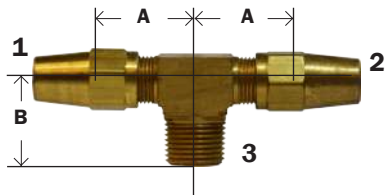


Part #	Tube O.D. x Male NPTF	A	B	Approx. Wt. Lbs.	List Price
38-235	1/4" x 1/8"	0.64	0.76	0.08	5.96
38-236	1/4" x 1/4"	0.69	0.88	0.10	10.20
38-237	1/4" x 3/8"	0.73	0.86	0.14	12.35
38-239	3/8" x 1/4"	0.80	0.93	0.12	8.92
38-240	3/8" x 3/8"	0.83	0.90	0.16	9.55
38-243	1/2" x 3/8"	0.92	0.98	0.22	12.47
38-244	1/2" x 1/2"	1.04	1.19	0.30	23.28
38-246	5/8" x 1/2"	1.10	1.25	0.36	27.30

269AB 1369

MALE BRANCH TEE

SAE# 120425BA



Part #	Tube O.D. x Male NPTF (1&2)x3	A	B	Approx. Wt. Lbs.	List Price
38-278	3/8" x 1/4"	0.78	0.91	0.18	19.63
38-279	3/8" x 3/8"	0.85	0.92	0.24	12.09

272AB 1372

D.O.T. AIR BRAKE REUSABLE HOSE/ FITTINGS



•Typical Application

Air Brake hose connections.
Meets SAE & DOT specifications
(FMVCS 10 GAL)

•Pressure

Determined by maximum working pressure for hose size.
Up to 125 psi

Temperature: -40°F to + 120° F (-40°C to +48°C)

•Advantages

Can be used for nearly any brake line. Easy to assemble with a good selection of hose end configurations. Brass material offers excellent resistance against corrosion.

• Tolerance

+/- .02 on all dimensions. Dimension data can change without notice. Please call us when dimensions are critical.

•Assembly Instructions

- 1- Slide nut and sleeve onto hose. Make sure bevel edge of sleeve faces out toward fitting.
- 2- Push hose into fitting until it bottoms.
- 3- Screw nut until contact is made with body hex.

NOTE: When reassembling fitting, body and nut should be inspected. Only reuse if in proper condition. Sleeves should never be reused.

SLEEVE

FERRULE



Part #	Hose I.D. Size	Approx. Wt. Lbs.	List Price
38-300	3/8"	0.02	2.27
38-301	1/2"	0.02	3.74

#60HC 3380-A 0903610 367 60RB

NUT



Part #	Hose I.D. Size	Approx. Wt. Lbs.	List Price
38-306	3/8"	0.04	7.30
38-307	1/2"	0.06	5.88

61RB #61HC 369 3380-B 0903624

NUT FOR USE WITH SPRING



Part #	Hose I.D. Size	Thread	Approx. Wt. Lbs.	List Price
38-312	3/8"	31/32-20	0.04	4.60
38-313	1/2"	1-3/32-20	0.06	6.02

#61HCS 0903613 3380-D 61RB5G

SPRING



Part #	Hose I.D.	Approx. Wt. Lbs.	List Price
38-351	3/8"	0.20	1.93
38-352	1/2"	0.22	3.55

#60SG 0901045 3380-C 377

NUT AND SPRING ASSEMBLY



Part #	Hose I.D. Size	Approx. Wt. Lbs.	List Price
38-015	3/8"	0.18	4.90
38-016	1/2"	0.24	8.54

379 67RBSG 0999999

UNION



Part #	Hose I.D.	Thread	Approx. Wt. Lbs.	List Price
38-318	3/8"	31/32-30	0.32	29.11
38-319	1/2"	1-1/8-20	0.48	46.82

#62HC 3380B-Y0 362



BODY ONLY

Part #	Hose I.D.	Thread	Approx. Wt. Lbs.	List Price
39-318	3/8"	31/32-30	0.32	11.11
39-319	1/2"	1-1/8-20	0.48	16.82

FEMALE CONNECTOR HOSE



Part #	Hose I.D. x Female ABS	Approx. Wt. Lbs.	List Price
38-357	3/8" x 3/4-20	0.24	32.85
38-358	1/2" x 7/8-20	0.39	44.32

#66ABS 66RBSV 3380B-Y7 386



BODY ONLY

Part #	Hose I.D. x Female ABS	Approx. Wt. Lbs.	List Price
39-357	3/8" x 3/4-20	0.24	12.85
39-358	1/2" x 7/8-20	0.38	14.32

MALE CONNECTOR



Part #	Hose I.D. x Male Pipe	Approx. Wt. Lbs.	List Price
38-363	3/8" x 1/4"	0.38	39.84
38-364	1/2" x 3/8"	0.46	93.42

#68ABS 09155 3380B-Y8 387

D.O.T. AIR BRAKE - HOSE/ ENDS**BRASS FITTINGS****ADAPTER FOR SWIVEL TYPE REUSABLE AND CRIMPED ON**

Part #	Male ABS x Male Pipe	ABS Thread	Approx. Wt. Lbs.	List Price
38-369	3/8" x 1/4"	3/4-20	0.05	3.63
38-368	3/8" x 3/8"	3/4-20	0.08	3.40
38-372	3/8" x 1/2"	3/4-20	0.12	5.47
38-370	1/2" x 3/8"	7/8-20	0.10	6.81
38-371	1/2" x 1/2"	7/8-20	0.12	11.42

#68ABS 1390 76RB 388

MALE ADAPTER

Part #	Hose I.D. x Male Pipe	Approx. Wt. Lbs.	List Price
38-333	3/8" x 1/4"	0.22	11.35
38-334	3/8" x 3/8"	0.24	12.81
38-335	3/8" x 1/2"	0.26	14.51
38-336	1/2" x 3/8"	0.33	17.26
38-337	1/2" x 1/2"	0.36	18.77

#68HC 368 3380B-Y2 68RB

ADAPTER BODY

Part #	Hose I.D. x Male Pipe	Approx. Wt. Lbs.	List Price
38-324	3/8" x 1/4"	0.12	5.86
38-325	3/8" x 3/8"	0.14	5.69
38-326	3/8" x 1/2"	0.20	6.20
38-327	1/2" x 3/8"	0.18	16.31
38-328	1/2" x 1/2"	0.20	9.36

#68B W1391Z

MALE ADAPTER

Part #	Hose I.D. x Male Pipe	Approx. Wt. Lbs.	List Price
38-342	3/8" x 1/4"	0.32	13.31
38-343	3/8" x 3/8"	0.34	13.56
38-344	3/8" x 1/2"	0.38	15.02
38-345	1/2" x 3/8"	0.48	18.99
38-346	1/2" x 1/2"	0.52	22.00

#68HCS 3380B-Y3 68RBSG 378

Happiness is an attitude. We either make ourselves miserable, or happy and strong. The amount of work is the same.

- Carlos Castaneda

STEEL FITTINGS

STEEL GREASE FITTINGS

- 8000 PSI max. pressure
- Exceeds 12hr salt spray

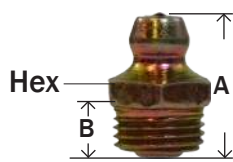
Meets SAE #J-534C

- Assortments also available

Many types available on special order.

PIPE THREAD

BALL CHECK



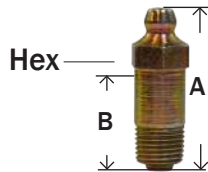
• See website for Grease Accessories

Part #	Size	A	B	Hex	Approx. Wt. Lbs.	List Price
36-110	1/8" -27 NPTF	0.66	0.28	0.437	0.01	0.95
36-110SS	303 SS	0.68	0.29	0.437	0.01	4.26
36-111	Thread Forming	0.62	0.23	0.437	0.01	1.18

#610 1610 2800 1720 5000

PIPE THREAD

BALL CHECK

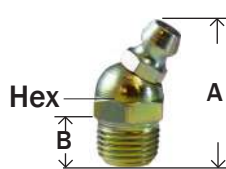


Part #	Size	A	B	Hex	Approx. Wt. Lbs.	List Price
36-112	1/8" -27 NPTF	1.25	0.22	0.437	0.02	3.71
36-113	1/8" -27 NPTF	1.75	1.26	0.437	0.02	2.70

#607 1607 2800 1669 5003

PIPE THREAD

30° ANGLE BALL CHECK




Part #	Size	A	B	Hex	Approx. Wt. Lbs.	List Price
36-114	1/8" -27 NPTF	0.90	0.30	0.437	0.01	1.49

#611 1611 2830 5100

PIPE THREAD

45° ANGLE BALL CHECK




Part #	Size	A	B	Hex	Approx. Wt. Lbs.	List Price
36-116	1/8" -27 NPTF	0.88	0.22	0.437	0.01	1.59
36-116SS	303 SS	0.95	0.29	0.437	0.01	7.36

#688 1688 2845 5200

PIPE THREAD

65° ANGLE BALL CHECK




Part #	Size	A	B	Hex	Approx. Wt. Lbs.	List Price
36-118	1/8" -27 NPTF	0.86	0.30	0.437	0.01	1.42

#612 1612 2865 5300

PIPE THREAD

90° ANGLE BALL CHECK



Part #	Size	A	B	Hex	Approx. Wt. Lbs.	List Price
36-120	1/8" -27 NPTF	0.84	0.30	0.437	0.01	1.41
36-120SS	303 SS	0.84	0.29	0.437	0.01	7.36
36-121	1/8" -27 NPTF	1.81	1.25	0.437	0.01	4.84

#613 1613 2890 5400 5407

PIPE THREAD

BALL CHECK



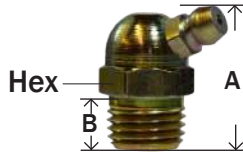
Part #	Size	A	B	Hex	Approx. Wt. Lbs.	List Price
36-130	1/4" -18 NPTF	0.84	0.30	0.437	0.02	1.58
36-130SS	303 SS	0.87	0.42	0.437	0.02	11.31

#627 1627 2900K 5050

STEEL GREASE FITTINGS

STEEL FITTINGS

PIPE THREAD

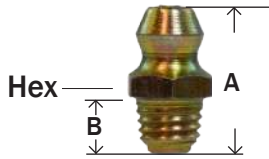


65° ANGLE BALL CHECK

Part #	Size	A	B	Hex	Approx. Wt. Lbs.	List Price
36-132	1/4"-18 NPTF	0.97	0.34	0.56	0.02	2.43

#629 1629 2965 5350

1/4-28 TAPER THREAD

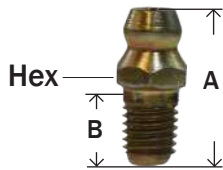


SHORT BALL CHECK

Part #	Size	A	B	Hex	Approx. Wt. Lbs.	List Price
36-140	1/4"-28 NPTF	0.54	0.18	0.31	0.01	0.54
36-140SS	303 SS	0.54	0.18	0.31	0.01	1.95
36-141	Thread Forming	0.55	0.10	0.31	0.01	0.53

#641 1641 2400 3038 5010

1/4-28 TAPER THREAD

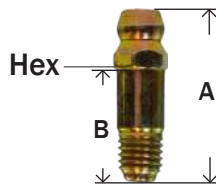


LONG BALL CHECK

Part #	Size	A	B	Hex	Approx. Wt. Lbs.	List Price
36-142	1/4"-28 Taper Thread	0.69	0.34	0.312	0.01	0.73

#652 1652 2400 5013

1/4-28 TAPER THREAD

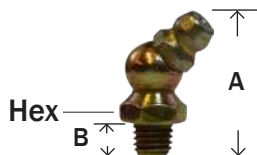


EXTRA LONG BALL CHECK

Part #	Size	A	B	Hex	Approx. Wt. Lbs.	List Price
36-144	1/4"-28 Taper Thread	0.92	0.60	0.312	0.02	1.15

#680 1680 2400 5014

1/4-28 TAPER THREAD




SHORT 45° BALL CHECK

Part #	Size	Angle	A	B	Hex	Approx. Wt. Lbs.	List Price
36-146	1/4"-28 Taper Thread	45°	0.82	0.20	0.375	0.02	1.25
36-146SS	303 SS	45°	0.81	0.20	0.375	0.02	5.17
36-147	1/4"-28 Taper Thread	65°	0.78	0.20	0.375	0.02	1.32

#637 1637 2445 1665 2465 3010 5210

1/4-28 TAPER THREAD

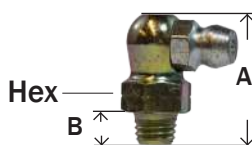


LONG 45° BALL CHECK

Part #	Size	A	B	Hex	Approx. Wt. Lbs.	List Price
36-148	1/4"-28 Taper Thread	0.94	0.30	0.375	0.02	2.07

#636 1630 2445

1/4-28 TAPER THREAD



90° ANGLE BALL CHECK

SAE# A515002

Part #	Size	A	B	Hex	Approx. Wt. Lbs.	List Price
36-150	1/4"-28 Taper Thread	0.75	0.10	0.375	0.02	1.06
36-150SS	303 SS	0.75	0.20	0.375	0.02	5.17
36-152	Thread Forming	0.75	0.16	0.375	0.02	2.35

#911 1911 2490 3054 5410

STEEL FITTINGS

STEEL GREASE FITTINGS

DRIVE TYPE

BALL CHECK

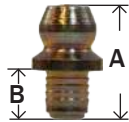


Part #	Size	A	B	Approx. Wt. Lbs.	List Price
36-160	5/16"	0.55	0.25	0.01	0.80

#608 1608 5021

DRIVE TYPE

BALL CHECK



Part #	Size	A	B	Approx. Wt. Lbs.	List Price
36-164	3/16"	0.52	0.25	0.01	0.71
36-164SS	303 SS	0.51	0.25	0.01	2.58

#728 1728 2316 5033

DRIVE TYPE

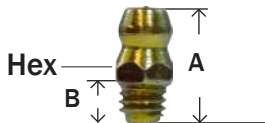
BALL CHECK



Part #	Size	A	B	Approx. Wt. Lbs.	List Price
36-166	1/4"	0.55	0.23	0.01	0.65
36-166SS	303 SS	0.55	0.23	0.01	2.58

#743 1743 214 5029

METRIC



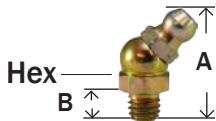
Part #	Size	A (mm)	B (mm)	Hex (mm)	Approx. Wt. Lbs.	List Price
36-168	6MM x 1	16	3.7	7	0.01	0.92

(Diameter x Pitch)

#711 6000 2106 2M6 5175

METRIC

45° ANGLE

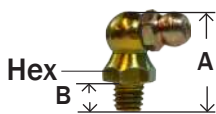


Part #	Size	A (mm)	B (mm)	Hex (mm)	Approx. Wt. Lbs.	List Price
36-170	6MM x 1	21	3.7	9	0.02	1.24

#712 6045 2107 5176

METRIC

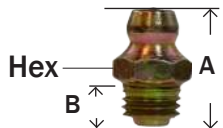
90° ANGLE



Part #	Size	A (mm)	B (mm)	Hex (mm)	Approx. Wt. Lbs.	List Price
36-172	6MM x 1	18	3.7	9	0.02	1.30

#713 6090 2108 ZM906 5177

METRIC

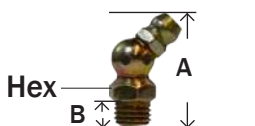


Part #	Size	A (mm)	B (mm)	Hex (mm)	Approx. Wt. Lbs.	List Price
36-174	8MM x 1	16	3.7	9	0.02	0.78

#811 8000 2103 ZM58 5178

METRIC

45° ANGLE



Part #	Size	A (mm)	B (mm)	Hex (mm)	Approx. Wt. Lbs.	List Price
36-176	8MM x 1	21	3.7	9	0.02	1.35

#812 8045 2104 ZM458 5179

METRIC

90° ANGLE




Part #	Size	A (mm)	B (mm)	Hex (mm)	Approx. Wt. Lbs.	List Price
36-178	8MM x 1	18	3.7	9	0.02	1.52

#813 8090 2105 ZM908 5180

STEEL GREASE FITTINGS

BRASS FITTINGS

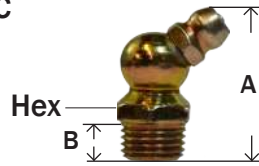
METRIC



Part #	Size	A (mm)	B (mm)	Hex (mm)	Approx. Wt. Lbs.	List Price
36-180	10MM x 1	16	3.7	11	0.02	1.17

• Diameter x pitch (extra fine) #911 9000 2109 ZM510 5181

METRIC

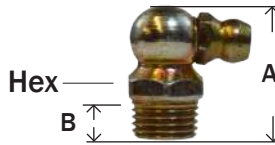


45° ANGLE

Part #	Size	A (mm)	B (mm)	Hex (mm)	Approx. Wt. Lbs.	List Price
36-182	10MM x 1	21	3.7	11	0.02	1.71

#912 9045 2110 ZM4510


METRIC



90° ANGLE

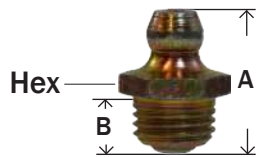
Part #	Size	A (mm)	B (mm)	Hex (mm)	Approx. Wt. Lbs.	List Price
36-184	10MM x 1	18	3.7	11	0.02	1.52

#913 9090 2111 ZM9010 5183



Part #	Size	A	B	Hex	Approx. Wt. Lbs.	List Price
36-186	5/16"-24	0.65	0.12	0.375	0.02	0.94


#711-B 1711 2500



Part #	Size	A	B	Hex	Approx. Wt. Lbs.	List Price
36-188	3/8"-24	0.65	0.14	0.437	0.01	1.55

#710-B 1710 2600

BUTTON HEAD



Part #	Size	A	B	Hex	Approx. Wt. Lbs.	List Price
36-200	1/8"-27 PTF	0.75	0.34	0.625	0.03	3.74
36-205	1/4"-18 NPT	0.83	0.44	0.625	0.03	3.98

1184 1186

WHIP HOSE - EXCEEDS SAE 100R1-AT - use with hand grease guns only

10,000 PSI Burst Pressure Rubber Hose



1/8" NPT Solid Base


3/16" ID

3,000 PSI Working pressure

Part #	Length	List Price
36-210	12" RUBBER	36.93
36-212	18" RUBBER	24.68
36-214	24" RUBBER	30.79
36-216	36" RUBBER	46.72

4 JAW GREASE GUN COUPLER


Provides quick, positive, leakproof connection w/ grease fittings.



1/8" NPTF

Part #	A	Hex	Approx. Wt. Lbs.	List Price
36-220	1.50	0.56	0.05	16.43

SPECIALTY VALVES AND COCKS



DRAIN COCKS
PAGE 144-145



AIR COCKS



3, 4 AND 6 WAY
PAGE 150



NEEDLE
PAGE 147-148



MARINE & ANTI-SIPHON
PAGE 151



PANEL MOUNT BALL VALVES
PAGE 152



TRUCK
PAGE 149




USA MINI
PAGE 152



SOLID BOTTOM SHUT-OFF
PAGE 149



CHECK
PAGE 153



SPRING BOTTOM SHUT-OFF
PAGE 146

DRAIN COCKS

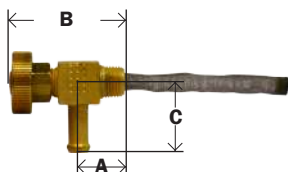
BRASS FITTINGS

DRAIN COCKS

- For use with low pressure air, water and fluids.
- Designed for a working pressure of 150 psi @ 250°.
- Hand-tightening provides a metal-to-metal seal.
- Not intended for natural gas, LPG, nuclear or aircraft applications.

Install on your tank for easy draining

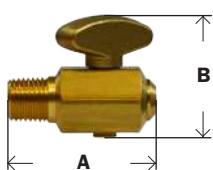
GASOLINE SHUT OFF w/ SCREEN FILTER



Part #	Barb X Male Pipe	A	B	C	Approx. Wt. Lbs.	List Price
46-064	1/4" x 1/8"	0.55	1.34	0.66	0.06	81.74

827

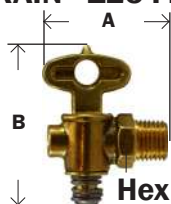
DRAIN COCK 150 PSI - Trunk Air Tank



Part #	Male Pipe	A	B	Approx. Wt. Lbs.	List Price
46-066	1/4"	1.73	1.41	0.22	26.18

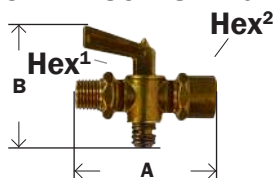
DCR601-4

TRUCK DRAIN - 125 P.S.I.G



Part #	Male Pipe	Industry Number	A	B	Hex	Approx. Wt. Lbs.	List Price
46-067	1/8"		1.53	1.95	0.62	0.14	18.94
46-068	1/4"	W15310	1.53	1.95	0.62	0.18	18.95

SHUT OFF - 150 P.S.I max.

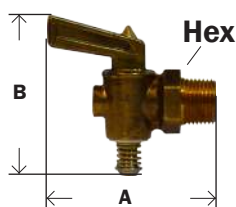


Part #	Male Pipe x Female Pipe	Industry Number	A	B	Hex 1	Hex 2	Approx. Wt. Lbs.	List Price
46-069	1/4"	W20332	1.96	1.96	0.75	0.62	0.20	14.58

LOWER

#60HC 3380-A 0903610 367

LEVER HANDLE



Part #	Male Pipe	Industry Number	A	B	Hex	Approx. Wt. Lbs.	List Price
46-070	1/8"	M-41-P	1.99	1.80	0.62	0.04	15.12
46-071	1/4"	M-42-P	2.06	1.81	0.62	0.06	12.69
46-072	3/8"	M-43-P	2.30	2.29	0.81	0.08	18.48
46-073	1/2"	M-44-P	3.00	2.50	0.87	0.16	51.46

LOWER

840 41D DC601

- 30 psi

*Valve is closed when handle is in the position of the picture

AIR TANK DRAIN PULL VALVE




Part #	Size	Description	List Price
39595	1/4" male	5ft nylon coated pull cable	12.77
39596	1/4" male	4ft nylon coated pull cable	11.94
39597	1/4" male	3ft nylon coated pull cable	11.77
39600	1/4" male	Air valve only	11.54

BRASS FITTINGS

DRAIN COCKS


INTERNAL SEAT



Part #	Male Pipe	Industry Number	A	Hex	Approx. Wt. Lbs.	List Price
46-079	1/8"	6783	1.45	0.55	0.02	14.89

DC602 808 400A 1800A

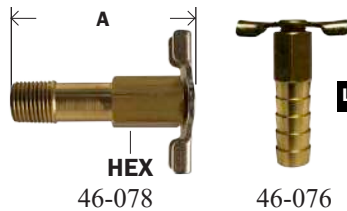
INTERNAL SEAT



Part #	Male Pipe	Industry Number	A	Hex	Approx. Wt. Lbs.	List Price
46-074	1/8"	130	0.92	0.40	0.04	11.02
46-075	1/4"	140	0.94	0.56	0.06	6.31
46-077	3/8"	230	1.27	0.68	0.08	9.40

HB-5/16 803 305A


LONG INTERNAL SEAT



Part #	Size	Ind #	A	Hex	Approx. Wt. Lbs.	List Price
46-078	1/8 MIP	1.85				12.39
46-076	3/8" Hose I.D.		1.65	0.43	0.02	14.12

809

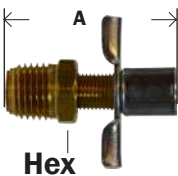
TEE HANDLE - Internal Seat



Part #	Male Pipe	Industry Number	A	Hex	Approx. Wt. Lbs.	List Price
46-080	1/8"	M-200-P	1.22	0.50	0.04	17.94
46-081	1/4"	M-201-P	1.31	0.56	0.06	12.07
46-082	3/8"	M-202-P	1.53	0.68	0.12	14.89

DC603 802

EXTERNAL SEAT w/ SPOUT

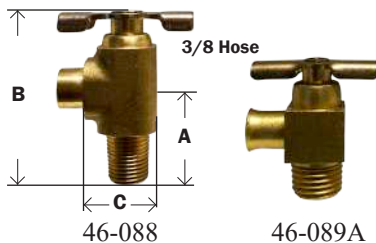


Part #	Male Pipe	Industry Number	A	Hex	Approx. Wt. Lbs.	List Price
46-084*	1/4"	6788	1.56	0.56	0.02	10.49

* Replaces GM # 511771 & Chrysler #836015

200A 239 DC606 807

BIBB VALVE



Part #	Male Pipe	Industry Number	A	B	C	Approx. Wt. Lbs.	List Price
46-088	1/8"	150	0.82	1.60	0.55	0.04	7.56
46-089	1/4"	120	0.89	1.59	0.54	0.06	8.53
46-089A	1/4"	6660	0.55	1.34	0.66	0.06	8.87

804 DC607 2019 201DH

RADIATOR TYPE - External Seat



Part #	Male Pipe	Industry Number	Ind #	A	Hex	Approx. Wt. Lbs.	List Price
46-085	1/8"	M-320-P	135	0.90	0.43	0.02	3.66
46-086	1/4"	M-321-P	145	1.00	0.56	0.04	3.84
46-087	3/8"	M-322-P	270	1.25	0.68	0.08	8.56
46-083	1/2"	108	108	1.48	0.87	0.12	16.10

320D 240 DC604 801

SHUT-OFF COCKS

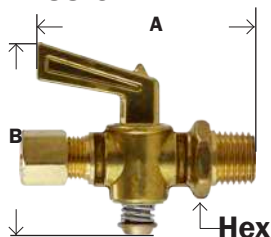
BRASS FITTINGS

- Designed for working pressure of 30 PSI.
- Forged brass bodies and brass handles.

- Instantaneous off-on operation with 360° rotation.
- Not good for gasoline.

COMPRESSION X MALE PIPE

* See pg. ??? to order nut and sleeve separately.

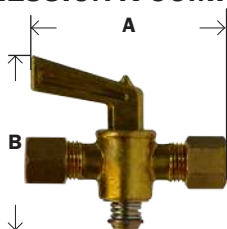


Part #	Comp X Male Pipe	Ind. #	A	B	Hex	Approx. Wt. Lbs.	List Price
46-130	1/4" x 1/8"	27-C	1.87	1.81	0.51	0.14	17.08
46-131	1/4" x 1/4"	227-C	2.05	1.86	0.62	0.15	21.52
46-132	5/16" x 1/8"	29-C	2.05	1.90	0.50	0.16	17.08
46-134	3/8" x 1/4"	57-C	2.05	1.83	0.62	0.15	18.06

868 V304C 2068 133C VC206

COMPRESSION X COMPRESSION

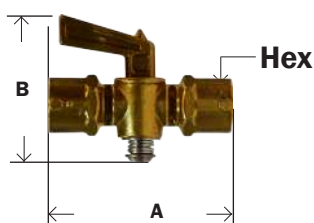
* See pg. 73-74 to order nut and sleeve separately.



Part #	Comp X Comp	Ind. #	A	B	Approx. Wt. Lbs.	List Price
46-140	1/4"	28-C	1.82	1.84	0.12	19.29
46-141	5/16"	30-C	1.84	1.88	0.14	20.19
46-142	3/8"	58-C	1.87	1.80	0.14	21.12
46-143	1/2"	68-C	2.21	2.32	0.22	30.08

V3030F 2062 134C

FEMALE X FEMALE PIPE

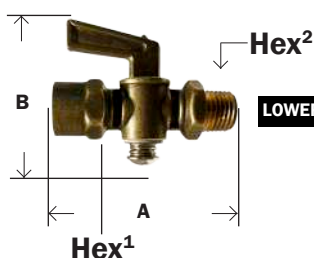


Part #	Female Pipe X Female Pipe	A	B	Hex	Approx. Wt. Lbs.	List Price
46-151	1/8"	1.77	1.79	0.56	0.12	15.18
46-152	1/4"	2.28	1.82	0.69	0.20	16.04
46-152T*	1/4"	2.28	2.00	0.68	0.20	23.92
46-153	3/8"	2.44	2.28	0.81	0.30	25.89

* 150 PSI

V403P 132C 875

MALE PIPE X FEMALE

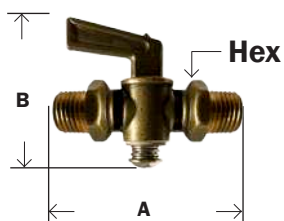


Part #	Male Pipe X Female Pipe	Ind. #	A	B	Hex 1	Hex 2	Approx. Wt. Lbs.	List Price
46-160	1/8"	48-P	2.03	1.84	0.50	0.56	0.14	15.34
46-161	1/4"	49-P	2.26	1.79	0.69	0.69	0.18	12.14
46-161T*	1/4"		2.26	1.98	0.69	0.69	0.20	21.75
46-162	3/8"	50-P	2.33	2.28	0.82	0.82	0.28	25.89

* 150 PSI

880 V402P 130C

MALE PIPE X MALE PIPE



Part #	Male Pipe X Male Pipe	Ind. #	A	B	Hex	Approx. Wt. Lbs.	List Price
L 46-165	1/8"	76-P	2.15	1.80	0.69	0.12	12.14
L 46-166	1/4"	77-P	2.22	1.84	0.70	0.17	12.14
46-166T*	1/4"		2.23	2.00	0.68	0.18	22.44
46-167	3/8"	78-P	2.43	2.24	0.82	0.22	30.15

* 150 PSI

1V401P 890

NEEDLE VALVES

THESE ARE NOT LEAD FREE SEE PAGES 169-182 FOR LEAD FREE PRODUCTS

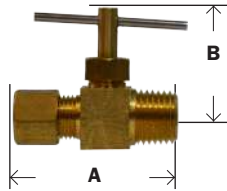
Made with either pin handle or pressed on handle.

Please specify if you have a preference.

- Used on instrumentation, hydraulic, and pneumatic systems.
- Designed for a maximum working pressure of 150 PSI.

- Provided with steel handles and metal-to-metal seats with fine-thread screwdown.
- Not designed for natural gas, LPG, nuclear or aircraft applications.
- Always install with pressure against the seat.

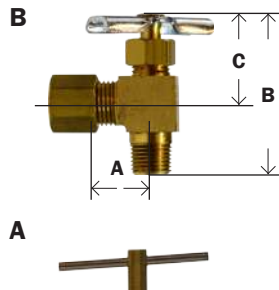
COMP X MALE PIPE



Part #	Comp X Male Pipe	Ind. #	A	B	Approx. Wt. Lbs.	List Price
46-002	1/4" x 1/8"	M-101-C	1.29	1.12	0.07	21.13
46-003	1/4" x 1/4"	M-101-C	1.27	1.14	0.10	9.83

NV106C 2205 820 3068

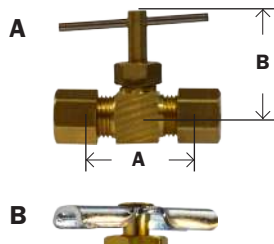
COMP X MALE PIPE-ANGLE



Part #	Comp X Male Pipe	Handle	Ind. #	A	B	C	Approx. Wt. Lbs.	List Price
46-011	1/4" x 1/8"	A	M-103-C	0.56	1.48	0.93	0.08	6.68
46-011X	Heavy Pattern	B	M-103-C	0.53	1.53	0.83	0.08	20.50
46-012	1/4" x 1/4"	B	M-104-C	0.62	1.67	0.90	0.13	12.83
46-013	5/16" x 1/8"	B	M-104-C	0.63	1.63	0.95	0.10	24.10
46-016	3/8" x 1/4"	A	M-303-C	0.65	1.71	0.92	0.16	15.48

NV104C 2203 821 3069

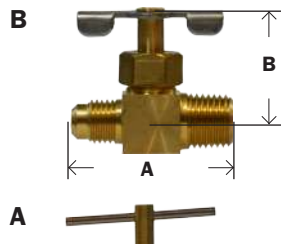
COMP X COMP



Part #	Comp X Comp	Handle	Ind. #	A	B	Approx. Wt. Lbs.	List Price
46-020	3/16"	B	M-105-C	1.06	0.88	0.08	88.77
46-021	1/4"	A	M-106-C	1.17	1.12	0.10	7.63
46-022	5/16"	A	M-107-C	1.22	1.08	0.12	25.90
46-023	3/8"	B	M-113-C	1.31	1.15	0.13	11.88

NV105C 3062 2201 822

FLARE X MALE PIPE



Part #	Male Flare X Male Pipe	Handle	Ind. #	A	B	Approx. Wt. Lbs.	List Price
46-028	1/4" x 1/8"	A	M-104-SAE	1.35	1.12	0.07	19.96
46-029	1/4" x 1/4"	B	M-1040-SAE	1.38	0.88	0.09	15.45
46-031	3/8" x 1/4"	B	M-108-SAE	1.73	1.22	0.18	90.79

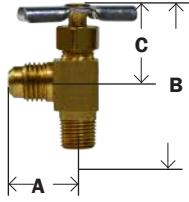
NV103F 2405 823 3048

Those who say it can not be done, should not interrupt those doing it. - Chinese Proverb

NEEDLE VALVES

BRASS FITTINGS

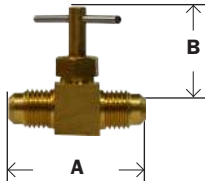
FLARE X MALE PIPE



Part #	Male Flare X Male Pipe	Ind. #	A	B	C	Approx. Wt. Lbs.	List Price
46-036	1/4" x 1/8"	M-103-SAE	0.68	1.54	0.86	0.08	15.22
46-038	5/16" x 1/8"	M-203-SAE	0.88	1.59	0.94	0.11	52.16
46-039	5/16" x 1/4"	M-204-SAE	0.90	1.94	1.00	0.14	22.66
46-040	3/8" x 1/4"	M-303-SAE	0.97	1.84	0.90	0.17	76.55

NV101F 2403 824 3049

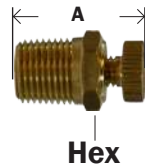
FLARE X FLARE



Part #	Male Flare X Male Flare	Ind. #	A	B	Approx. Wt. Lbs.	List Price
46-045	1/4"	M-110-SAE	1.48	1.20	0.18	5.66
46-046	3/8"	M-115-SAE	1.79	1.19	0.20	23.63

NV102F 3042 825 2401

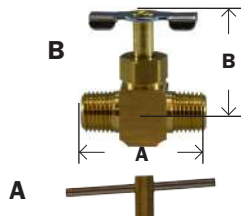
MULTI-PURPOSE AIR VENT



Part #	Male Pipe	A	Hex	Approx. Wt. Lbs.	List Price
46-048	1/8"	0.78	0.43	0.02	3.74

705

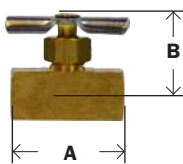
MALE PIPE TO MALE PIPE



Part #	Male Pipe X Male Pipe	Handle	Ind. #	A	B	Approx. Wt. Lbs.	List Price
46-050	1/8"	A	M-108-P	1.25	1.09	0.08	24.12
46-051	1/4"	B	M-110-P	1.69	1.00	0.16	18.11

NV107P 2301 826 3122

FEMALE PIPE X FEMALE PIPE

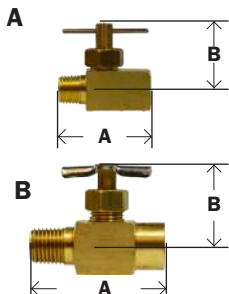


Part #	Female Pipe X Female Pipe	Ind. #	A	B	Approx. Wt. Lbs.	List Price
46-055*	1/8"	M-304-P	1.18	0.84	0.18	10.13
46-056	1/4"	M-3044-P	1.60	1.24	0.21	10.36
46-056P*	1/4" Heavy	M-3044-P	1.62	2.53	0.20	15.51

* Pressed on handle

6800 NV109P 2304 817 3103

MALE X FEMALE PIPE



NBR seals -30°C to 120°C

Part #	Male Pipe X Female Pipe	Handle	Ind. #	A	B	Approx. Wt. Lbs.	List Price
46-060	1/8"	A	M-305-P	1.18	1.09	0.10	7.01
46-061	1/4"	A	M-3055-P	1.60	1.14	0.18	11.11
46-061L	1/4" Light Pattern	B	M-3055-P	1.88	1.09	0.21	38.52

NV108P 2305 818 3120

BRASS FITTINGS

SPECIALTY VALVES

BRASS TRUCK VALVES

- Used in heavy duty truck, trailer and mobile markets.
- Used on water, oil and coolant lines.
- Forged brass construction with steel handle.
- Temperature range -40° - 250°
- Max pressure 250 psi
- Metal to metal seats for high heat/fluid compatibility
- Fine thread screw down to afford flow control ability and a positive seal.
- Not intended for natural gas, LPG, Nuclear or aircraft applications

200 PSI



HOSE TO MALE PIPE

Part #	Size	List Price
L 46-450	3/8 x 3/8	14.20
L 46-451	5/8 x 3/8	14.20

404V



HOSE TO MALE PIPE

Part #	Size	List Price
46-455	5/8 x 1/2	35.78
46-457	3/4 x 3/8	47.27
46-456	3/4 x 1/2	37.69

404V



FEMALE TO MALE PIPE

Part #	Size	List Price
L 46-465	3/8 x 3/8	22.46
L 46-466	3/8 x 1/2	25.60
L 46-467	1/2 x 1/2	30.00

405V



FLARE TO MALE PIPE

Part #	Size	List Price
46-475	1/2 x 1/2	66.65
46-476	5/8 x 1/2	30.07

409V

SOLID BOTTOM VALVES

- Designed for instantaneous on-off operation.
- 360° rotation standard.
- 30 PSI
- Packed with grease.



8875

O-RING SEALED MIP X FIP

Part #	Size	List Price
46-400	1/8	29.19
46-401	1/4	26.78
46-402	3/8	29.60

1035D M-70-SBV

- Good for Propane



#M-72-SBV

FIP x FIP

Part #	Size	List Price
46-411	1/4	31.71

SOLID BOTTOM FUEL VALVES

- Approved for use on Motorcraft fuel lines.
- Pointer lever.
- 90° turn stop mechanism to assure positive location of the on and off positions.
- Corrosion proofed internal construction assures maximum salt atmosphere protection.
- Port hole is 1/4 (.250) diameter.
- UL listed for use in fuel oils no. 1 & no. 2, LP gas and utility gas.



PIPE MALE X FEMALE

Part #	Size	List Price
46-400M	1/8 x 1/8	49.23
46-401M	1/4 x 1/4	36.40
46-402M	3/8 x 3/8	43.20

8980



PIPE

MALE x MALE

Part #	Size	List Price
46-406M	1/4 x 1/4	44.95

8990

- Good for Propane



FEMALE X FEMALE

Part #	Size	List Price
46-411M	1/4 x 1/4	43.79

8975



MALE PIPE X FLARE

Part #	Size	List Price
46-429M	1/4 x 3/8	41.00
46-430M	3/8 x 3/8	66.28

8948

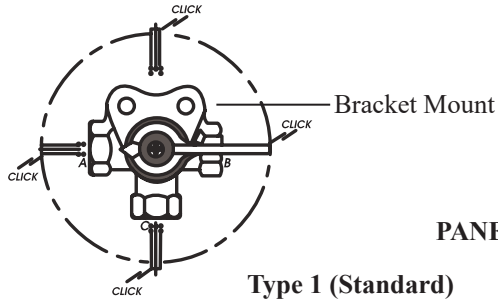
SPECIALTY VALVES

BRASS FITTINGS

GROUND PLUG SHUT-OFF COCKS

NON-LUBRICATED PLUG VALVES are designed to operate in systems where INSTANTANEOUS PORT SELECTION is desired. Since LUBRICANTS ARE NOT USED, relubrication is not required. There is no lubricant to freeze and lock the valve or to contaminate fine fluids. The O-RING SEALED CAP and STEM eliminate leakage to atmosphere. The mating BRASS BODY and CELCON PLUG produce a fine seal that WILL NOT SEIZE OR GALL.

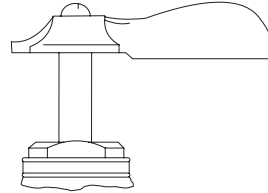
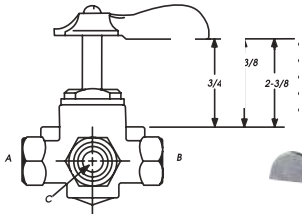
Designed for PANEL or BRACKET MOUNTING. They are generally recommended for operation in GASOLINE, OIL, AIR, WATER and DETERGENT systems from minus 40° to 180°F, at a maximum operating pressure of 30 p.s.i.g. The fluid port size is 9/32 (.281) diameter for 1/8 and 1/4 sizes, 5/16 (.312) diameter for the 3/8 size. **(Consult factory for applications requiring a higher pressure).**



PANEL MOUNTING AVAILABLE

Type 1 (Standard)

A pronounced "click" may be felt at each position.

THREE-WAY VALVES
(Side Outlet)

- 1-3/8" Stem
- Side Outlet
- Bracket Mounting
- O-Ring Sealed
- 4-way celcon roter standard



LESS CLICK

Part #	A-B-C Female Pipe Thread	Length of Stem	List Price
46-247	1/4	1-3/8"	35.71
46-248	3/8	1-3/8"	42.08

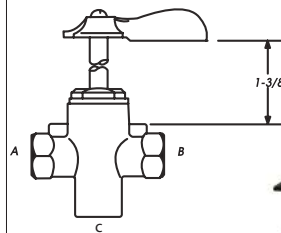
M-108-MID WITH CLICK 360°

Part #	A-B-C Female Pipe Thread	Length of Stem	List Price
46-250	1/8	1-3/8"	37.19
46-251	1/4	1-3/8"	36.35
46-252	3/8	1-3/8"	42.78

V406P 6749

Openings:

- Handle Pointer over A.....Valve Open A-C
- Handle Pointer over C.....Valve Open B-C
- Handle Pointer over B.....Valve "OFF"
- Handle Pointer over Bracket.....Valve "OFF"

THREE-WAY VALVES
(Bottom Outlet)

- 1-3/8" Stem
- Side Outlet
- Bracket Mounting
- O-Ring Sealed
- 4-way celcon roter standard



LESS CLICK

Part #	A-B-C Female Pipe Thread	Length of Stem	List Price
46-241	1/4	1-3/8"	37.25

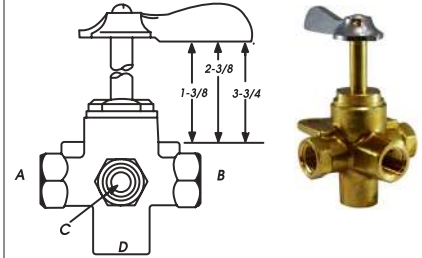
WITH CLICK 360°

Part #	A-B-C Female Pipe Thread	Length of Stem	List Price
46-243	1/8	1-3/8"	43.35
46-244	1/4	1-3/8"	38.96

Openings:

- Handle Pointer over A.....Valve Open A-C
- Handle Pointer over B.....Valve Open B-C
- Handle Pointer over Bracket.....Valve "OFF"

FOUR-WAY VALVES



- Side Outlet
- Bracket Mounting
- O-Ring Sealed
- 4-way celcon roter standard

LESS CLICK

Part #	A-B-C-D Female Pipe Thread	Length of Stem	List Price
46-257	1/4	1-3/8"	34.96

M-114-MID WITH CLICK (360°)

Part #	A-B-C-D Female Pipe Thread	Length of Stem	List Price
46-255	1/4	1-3/8"	39.50
46-256	3/8	1-3/8"	47.15

WITH 2-3/8" LONG STEM M-115-MID

Part #	A-B-C-D Female Pipe Thread	Length of Stem	List Price
46-260	1/4	2-3/8"	39.93

Openings:

V407P

- Handle Pointer over A.....Valve Open A-D
- Handle Pointer over C.....Valve Open C-D
- Handle Pointer over B.....Valve Open B-D
- Handle Pointer over Bracket.....Valve "OFF"

MARINE FITTINGS

• Calibrated to support 30" column of gasoline.



**BRASS ANTI-SIPHON VALVES
MALE X MALE**

Part #	Size	List Price
46-520	1/4 x 1/4	18.56
46-521	3/8 x 3/8	30.97
NEW 46-522	1/2 x 1/2	30.21

• Flo direction <-



**BRASS ANTI-SIPHON VALVES
BARB X NPT**

Part #	Size	List Price
46-529	1/4 x 1/4	12.80
46-530	5/16 x 1/4	19.08
46-531	3/8 x 1/4	16.37
46-532	3/8 x 3/8	30.05
46-533	1/2 x 3/8	30.05



**MINI BALL VALVE - BRASS
W/ SS HANDLE AND NUT**

Part #	Barb x MIP	List Price
46-986	5/6 x 1/4	28.60
46-987	3/8 x 1/4	28.60
46-988	3/8 x 3/8	28.60
46-989	1/2 x 1/2	35.10



ALUMINUM

Part #	Size	List Price
46-520A	1/4 x 1/4	18.56
46-521A	3/8 x 3/8	30.97



ALUMINUM

Part #	Size	List Price
46-530A	5/16 x 1/4	11.50
46-531A	3/8 x 1/4	11.50
46-532A	3/8 x 3/8	19.19
46-533A	1/2 x 3/8	21.11

- NBR O-Ring
- Brass or Aluminum
- Working temp 180°F
- #316 Ball & Spring
- 3,000 PSI



MALE MIP X FEMALE FIP BRASS

Part #	Size	List Price
46-523	1/4	21.17
46-524	3/8	29.33



ALUMINUM

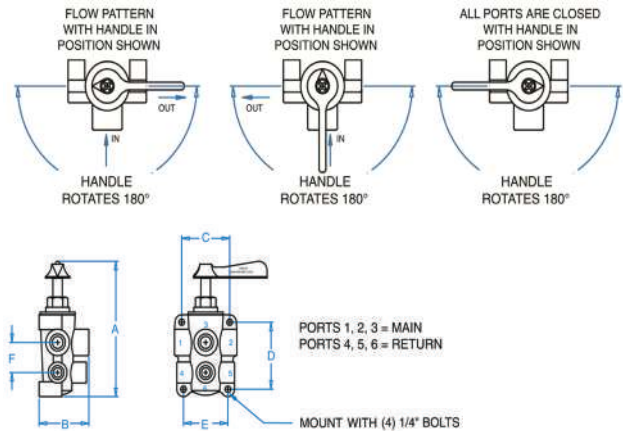
Part #	Size	List Price
46-523A	1/4	18.90
46-524A	3/8	26.10



FLARE X MIP - BRASS


Part #	Size	List Price
46-526	3/8 x 1/4	15.11

SIX PORT VALVES



Six port fuel valves are used where 2 tanks supply a single engine, and a return to each supply tank is required.

ABYC H33.9.2 states that fuel system valves must have an independent means of support, so in-line valves are not suitable for fuel system applications



Part #	Ind. #	Female Pipe Thread of 1-2-3 4-5-6	Stem	Length Type	List Price
46-237	SK-1036	1/2 x 3/8	13/16	1	456.11

MINIATURE BALL VALVES

BRASS DOMESTIC MINIATURE BALL VALVES

- Working Pressure up to 1000 P.S.I.G.
- ASTM B-16 Corrosion Resistant Brass Body.
- Non-Adjusting Viton O-Ring Stem Seal Design Never Needs Tightening.
- Highly Inert Teflon Seats.
- Long Life Nickel Plated Brass Ball.
- Blow-Out Proof Stem for Safety.
- Temperature: -40°F to 300°F
- 1/4 Turn Instantaneous On-Off Operation.
- Quarter Turn Handle Design.
- Water, Oil, and Air Pressure Systems.
- Ideal for tight, confined areas, or when routing aesthetics are desired. Applications include instrumentation, gas sampling systems, high pressure gauges, test stands, hydraulic and pneumatic service lines on capital equipment.
- Not good for steam.
- Good for propane, gas and diesel.



MALE X FEMALE

Part #	Size	List Price
46-900	1/8 x 1/8	25.15
46-903	1/4 x 1/4	25.13



MALE X MALE

Part #	Size	List Price
46-910	1/8 x 1/8	27.86
46-912	1/4 x 1/4	27.19



MALE PIPE X HOSE BARB

Part #	Size	List Price
47-042	1/8 x 1/4	33.91
46-980	1/4 x 1/4	25.36
46-981	1/4 x 3/8	23.77

FEMALE X FEMALE



Part #	Size	List Price
46-920	1/8 x 1/8	25.78
46-921	1/8 x 1/4	29.04
46-922	1/4 x 1/4	25.01



Part #	Size	List Price
46-922A	1/4 x 1/4	20.64
46-923	3/8 x 3/8	34.00



Part #	Size	List Price
46-924	1/2 x 1/2	55.56
46-925	3/4 x 3/4	51.50

U.L. TWO WAY VALVES

- Buna-N Seal, Teflon Seat Plated metal handle, plated brass ball.
- 250 PSI Working Pressure



U.L. TWO WAY VALVES FNPT X FNPT

Part #	Size	List Price
46-440	1/4 x 1/4	28.34



U.L. TWO WAY VALVES MNPT X FNPT

Part #	Size	List Price
46-443	1/4 x 1/4	28.34

BRASS FITTINGS

PANEL MOUNT BRASS BALL VALVES

- Working pressure: 1500 psi wog for 1/8" to 1/4", 1000 psi wog for 3/8" to 1/2"
- Vacuum rating: 29.92" Hg
- Working temp: -40°F to +300°F
- Panel mount hole is 9/16" Dia.
- Brass body cap, PTFE ball seats, Viton stem sealing, Brass chrome plated ball

FEMALE X FEMALE



Part #	Size	List Price
46-830	1/8 x 1/8	58.70
46-832	1/4 x 1/4	58.75
46-833	3/8 x 3/8	115.00
46-834	1/2 x 1/2	130.75

FEMALE X FEMALE



Part #	Size	List Price
46-875	1/8 x 1/8	57.75
46-878	1/4 x 1/4	58.00



Part #	Size	List Price
46-951	1/8 FPT	61.45
46-956	1/4 FPT	61.55

BRASS FITTINGS

CHECK VALVES

BRASS CHECK VALVES

- 500 PSI
- 180° temp rating
- 1 PSI Cracking Pressure
- Buna-N Seal for water, air and inert gas
- Viton Seal for oil, gas and diesel fuel



FIP X FIP BUNA-N

Part #	Size	List
46-560	1/8"	29.08
46-561	1/4"	32.41
46-562	3/8"	47.05
46-563	1/2"	57.41
46-564	3/4"	99.93

FIP X FIP VITON

Part #	Size	List
46-560V	1/8"	29.08
46-561V	1/4"	32.41
46-562V	3/8"	47.05
46-563V	1/2"	57.41
46-564V	3/4"	99.93



FEMALE X MALE BUNA-N

Part #	Size	List Price
46-565	1/8"	29.08
46-566	1/4"	27.84
46-567	3/8"	34.83
46-568	1/2"	42.47
46-569	3/4"	99.93



MALE X MALE

Part #	Size	Buna-N List
46-570	1/8"	29.08
46-571	1/4"	27.84
46-572	3/8"	34.82
46-573	1/2"	42.47



MALE X FEMALE

Part #	Size	Buna-N Price
46-575	1/8"	29.08
46-576	1/4"	27.84
46-577	3/8"	34.83
46-578	1/2"	42.47

HIGH PRESSURE CHECK VALVES

LOWER PRICE

MAX. 2500 PSI

Cracking Pressure 1 PSI

- Opening diameter .187
- 180° max operating temp.
- SS ball and spring
- CV = 0.4



MNPT X MNPT

Part #	Size	Opening Dia.	List Price
46-500	1/4 x 1/4	0.187	16.88

LOWER PRICE

MAX. 2500 PSI

- Flo direction ->
- Opening diameter .187
- 180° max operating temp.
- Buna Seal
- SS ball and spring



MNPT X FNPT

Part #	Size	Opening Dia.	List Price
46-505	1/4 x 1/4	0.187	16.88

LOWER PRICE

MAX. 1200 PSI

- O-Ring poppet seal Bubble tight operation
- 180°F max operating temp.




FNPT X FNPT

Part #	Size	Opening Dia.	List Price
46-510	1/4 x 1/4	0.25	18.00
46-511	3/8 x 3/8	0.375	24.13
46-512	1/2 x 1/2	0.437	45.81

PNEUMATIC CHECK VALVES

- Max Operating Pressure: 220 psi
- Working Pressure: 14.5-145 psi
- Cracking Pressure: 2.8 psi
- Maximum Temperatures: 140° F

Body	Chrome plated Brass
Spring	Steel
O-Ring	NBR Rubber



NPT- Inlet NPSM - Outlet

Part #	Size	Dimensions (In.)		List Price
		A	B	
46-200	1/4	1.97	0.67	18.98
46-201	3/8	1.97	0.83	19.32
46-202	1/2	2.48	0.98	38.69

HIGH PRESSURE CHECK VALVES

- Operates in any position, and is available in mixed or matched end combinations.
- Standard cracking pressure 1 p.s.i with a maximum operating pressure of 3000 p.s.i. and a maximum operating temperature of 180°F using Buna-N seals.
- Buna-N seals standard, other seals available.
- Guided 316 stainless steel ball + spring.
- Fixed ringed seat prevents extrusion of seal.
- Opening diameter .28
- Approximate CV 1.2
- Brass
- Water G.P.M. @ 10 p.s.i. is 4.0
- Good for air



FEMALE X FEMALE

Part #	Size	List Price
46-513	1/4	55.02
46-517	3/8	57.16



FEMALE X MALE

Part #	Size	List Price
46-514	1/4	55.02
46-518	3/8	57.16



MALE X FEMALE

Part #	Size	List Price
46-516	1/4	50.41
46-539	3/8	56.03



MALE X MALE

Part #	Size	List Price
46-515	1/4	48.47
46-519	3/8	56.04

NEW

NEW

NEW