

• Recess - Adjustable spot light

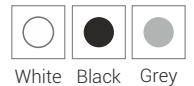


90 CRI

## PRODUCT HIGHLIGHTS

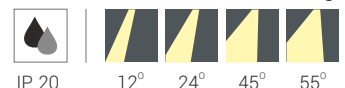
- Aesthetically designed high performance semi-recess down light luminaire
- The luminaire housing is made of CRCA sheet steel with die-cast aluminium ring
- High efficient passive cooling die-cast aluminium light head
- 355° rotatable and 35°-90° adjustable light head
- Aesthetically designed anti glare die-cast aluminium front ring
- High efficiency vacuum metalized polycarbonate reflector with beam angle options of 12°, 24°, 45°, 55°
- High efficacy chip on board (COB) LED technology
- Isolated-high efficiency electronic driver technology
- Heavy gauge spring toggle for easy installation on false ceiling application
- Shade : powder coated-white, black & grey

Available Colours



White Black Grey

Available Reflector Deg.



IP 20

12°

24°

45°

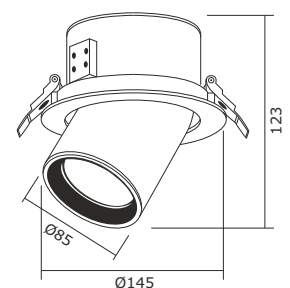
55°

## TECHNICAL SPECIFICATIONS

Light Source	: COB - Chip on Board
Power Consumption	: 20W, 23W, 27W
Color Temperature	: 3000 K   3500 K   4000 K
Lumens	20W : 1857 lm, 1890 lm, 1930 lm 23W : 2160 lm, 2207 lm, 2219 lm 27W : 2480 lm, 2496 lm, 2529 lm
Driver	: Constant current AC - DC
Input voltage range	: 220 - 240 V
Output voltage	: 33V - 37V DC
Output Current	: 500 mA   600 mA   700 mA
Power Factor	: >0.98
THD	: <10%



Cut Dia. Ø135 mm



All dimensions are in mm

**Product Application :**  
Retail Space | Peripheral | Show Window | Wall Display