

• Recess - Adjustable spot light



12w



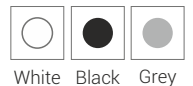
8w

90 CRI

PRODUCT HIGHLIGHTS

- Aesthetically designed high performance tiltable recess-accent luminaire
- The complete luminaire is made of die cast aluminium
- High efficient passive cooling die - cast aluminium light head
- The light head rotatable 350° and tiltable 25°
- High efficiency vacuum metalized polycarbonate reflector with beam angle Options of 24°, 36°
- High efficacy chip on board (COB) LED technology
- Isolated - high efficiency electronic driver technology
- Heavy gauge spring toggle for easy installation on false Ceiling application
- Shade : powder coated-white, black & grey

Available Colours



White Black Grey

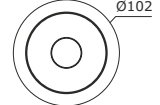
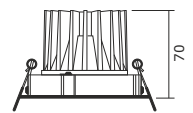
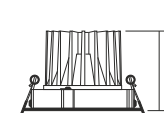
Available Reflector Deg.



IP 20 24° 36°

TECHNICAL SPECIFICATIONS

Light Source	: COB - Chip on Board
Power Consumption	: 8W, 10W
Color Temperature	: 3000 K 3500 K 6500 K
Lumens	8W : 750 lm, 760 lm, 670 lm 10W : 984 lm, 1020 lm, 1032 lm
Driver	: Constant current AC - DC
Input voltage range	: 220 - 240 V
Output voltage	: 33V - 37V DC
Output Current	: 250 mA 300 mA
Power Factor	: >0.98
THD	: <10%



Cut Dia. Ø75 mm

Cut Dia. Ø95 mm

8W

12W

All dimensions are in mm

Product Application : Wall Niche | Wall Rock