

• Recess - Adjustable spot light




90 CRI

PRODUCT HIGHLIGHTS

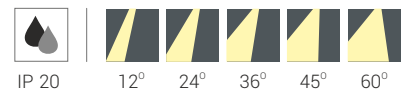
- Aesthetically & functionally designed high performance recess gimbal down light luminaire
- The complete luminaire housing is made of CRCA sheet steel
- High efficient passive cooling die-cast aluminium light head
- The light head individually fixed with gimbal ring to rotate 350° and tiltable 35°
- Aesthetically designed anti glare abs front ring
- High efficiency vacuum metalized polycarbonate reflector with beam angle options of 12°, 24°, 36°, 60°
- High efficacy chip on board (COB) LED technology
- Isolated - high efficiency electronic driver technology
- Heavy gauge clamp adjustment locking for easy installation on false ceiling application
- Shade : powder coated-white, black & grey

Available Colours



White Black Grey

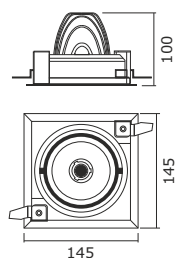
Available Reflector Deg.



IP 20

TECHNICAL SPECIFICATIONS

Light Source	: COB - Chip on Board
Power Consumption	: 20W, 23W, 27W
Color Temperature	: 3000 K 3500 K 4000 K
Lumens	20W : 1857 lm, 1890 lm, 1930 lm 23W : 2160 lm, 2207 lm, 2219 lm 27W : 2480 lm, 2496 lm, 2429 lm
Driver	: Constant current AC-DC
Input voltage range	: 220 - 240 V
Output voltage	: 33V - 37V DC
Output Current	: 500 mA 600 mA 700 mA
Power Factor	: >0.98
THD	: <10%



All dimensions are in mm



Cut Sq. 130x130 mm

145

Product Application :
Retail Space | Ambient | Peripheral | Wall Display