

• Recess - Adjustable spot light

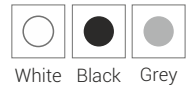


90 CRI

PRODUCT HIGHLIGHTS


- Aesthetically & functionally designed high performance recess gimbal down light luminaire
- The complete luminaire housing is made of CRCA sheet steel
- High efficient passive cooling die-cast aluminium light head
- The light head individually fixed with gimbal ring to rotate 350° and tiltable 35°
- Aesthetically designed anti glare die-cast aluminium front ring
- High efficiency vacuum metalized polycarbonate reflector with beam angle options of 12°, 24°, 36°, 45°, 60°
- High efficacy chip on board (COB) LED technology
- Isolated - high efficiency electronic driver technology
- Heavy gauge clamp adjustment locking for easy installation on false ceiling application
- Shade : powder coated-white, black & grey

Available Colours



White Black Grey

Available Reflector Deg.

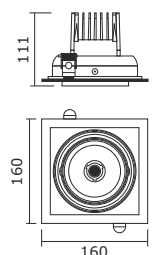


TECHNICAL SPECIFICATIONS

Light Source	: COB - Chip on Board
Power Consumption	: 29W, 32W, 35W
Color Temperature	: 3000 K 3500 K 4000 K
Lumens	20W : 2809 lm, 2913 lm, 3025 lm 23W : 2943 lm, 3143 lm, 3159 lm 27W : 3243 lm, 3425 lm, 3455 lm
Driver	: Constant current AC-DC
Input voltage range	: 220 - 240 V
Output voltage	: 33V - 37V DC
Output Current	: 750 mA 800 mA 900 mA
Power Factor	: >0.98
THD	: <10%



Cut Sq. 148x148 mm



All dimensions are in mm

Product Application :
Retail Space | Ambient | Peripheral | Wall Display