


• Pendant mount - Down light

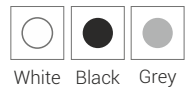


80 CRI

PRODUCT HIGHLIGHTS

- Aesthetically designed linear profile pendant, surface, luminaire for down light application
- Luminaire housing made from high-grade extruded aluminum
- High efficiency passive cooling technology for good thermal management
- Anti-glare reflector optics with option of beam angle-15°,30°,45°
- High efficacy SMD (Mid Powder) led technology used in FR-4 PCB
- Inbuilt-high efficiency electronic driver technology
- Pendant installation with wire-suspender and ceiling coupler
- Surface installation with clix fix ss clamp
- Shade : powder coated-white, black & grey

Available Colours



White Black Grey

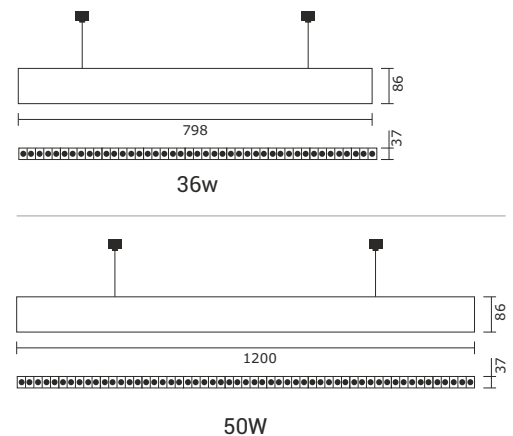
Available Reflector Deg.



IP 20 15° 30° 45°

TECHNICAL SPECIFICATIONS

Light Source	: MPL - Mid Power LED
Power Consumption	: 36W, 50W
Color Temperature	: 3000 K 4000 K
Lumens	36W : 2880 lm, 2988 lm 50W : 4100 lm, 4290 lm
Driver	: Constant current AC - DC
Input voltage range	: 220 - 260 V
Output voltage	: 27V - 36V DC
Output Current	: 1050 mA 1200 mA
Power Factor	: >0.98
THD	: <10%



All dimensions are in mm

Product Application :
Retail Space | Entrance | Hyper / Supermarket