

Pendant mount - Down light

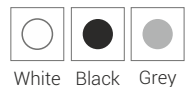


90 CRI

PRODUCT HIGHLIGHTS

- Aesthetically designed linear profile power track single luminaire for down & wall washing application
- Luminaire housing made from high-grade extruded aluminum
- High efficiency passive cooling technology for good thermal management
- Anti-glare reflector optics with option of beam angle-15°,30°,45°
- High efficacy SMD (High Power) LED integrated with highly efficient metal Core PCB for higher thermal conductivity
- Inbuilt-high efficiency electronic driver technology
- Adaptor-suitable for 4 wire power track
- Shade : powder coated-white, black & grey

Available Colours



White Black Grey

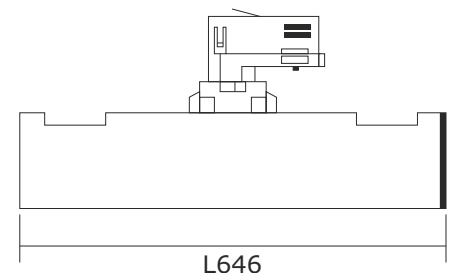
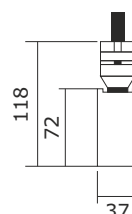
Available Reflector Deg.



IP 20 15° 30° 45°

TECHNICAL SPECIFICATIONS

| | |
|-------------------|----------------------------|
| Power Consumption | : 25W |
| Color Temperature | : 3000 K 4000 K 6000 K |
| Lumens | : 5730 lm |
| Beam Angle | : 15°,30°,45° |



All dimensions are in mm

Product Application :
Retail Space | Hyper / Supermarket