

• Recess mount - Down light

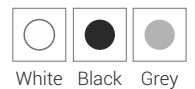


90 CRI

## PRODUCT HIGHLIGHTS

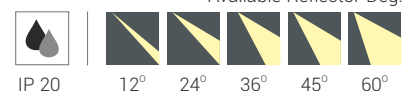
- Aesthetically designed high performance recess down light luminaire
- The complete luminaire is made of die-cast aluminium
- High efficient passive cooling die-cast aluminium heat sink housing
- Aesthetically designed anti glare ABS front ring
- High efficacy vacuum metalized polycarbonate reflector with beam angle options of 12°, 24°, 36°, 45°, 60°
- High efficiency chip on board (COB) LED technology
- Isolated - high efficiency electronic driver technology
- Heavy gauge spring toggle for easy installation on false ceiling application
- Shade : powder coated - white, black & grey

Available Colours



White Black Grey

Available Reflector Deg.



IP 20

12°

24°

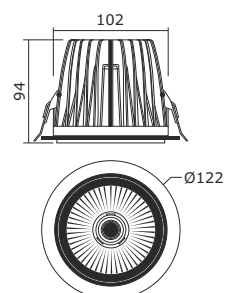
36°

45°

60°

## TECHNICAL SPECIFICATIONS

Light Source	: COB - Chip on Board
Power Consumption	: 29w, 32w, 35w
Color Temperature	: 3000 K   3500 K   4000 K
Lumens	29w : 2618 lm, 2721 lm, 3054 lm 32w : 2823 lm, 2923 lm, 3118 lm 35w : 3094 lm, 3183 lm, 3429 lm
Driver	: Constant current AC - DC
Input voltage range	: 220 - 240 V
Output voltage	: 33V - 37V DC
Output Current	: 750 mA   800 mA   900 mA
Power Factor	: >0.98
THD	: <10%



All dimensions are in mm



Cut Dia. Ø110 mm

**Product Application :**

Retail Space | Ambient | Cash Counter | Trial Room