

• Recess mount - Down light

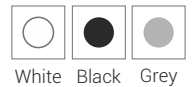


90 CRI


PRODUCT HIGHLIGHTS

- Aesthetically designed high performance recess down light luminaire
- The complete luminaire is made of die-cast aluminium
- High efficient passive cooling die-cast aluminium heat sink housing
- Aesthetically designed anti glare ABS front ring
- High efficiency vacuum metalized polycarbonate reflector with beam angle options of 12°, 24°, 36°, 45°, 60°
- High efficacy chip on board (COB) LED technology
- Isolated-high efficiency electronic driver technology
- Heavy gauge spring toggle for easy installation on false ceiling application
- Shade : powder coated-white, black & grey

Available Colours

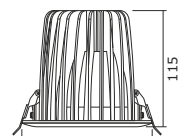


Available Reflector Deg.

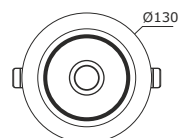


TECHNICAL SPECIFICATIONS

Light Source	: COB - Chip on Board
Power Consumption	: 32w, 35w, 38w, 40w
Color Temperature	: 3000 K 3500 K 4000 K
Lumens	32w : 3044 lm, 3165 lm, 3224 lm
	35w : 3387 lm, 3496 lm, 3545 lm
	38w : 3477 lm, 3602 lm, 3710 lm
	40w : 3744 lm, 3877 lm, 3933 lm
Driver	: Constant current AC - DC
Input voltage range	: 220 - 240 V
Output voltage	: 33V - 37V DC
Output Current	: 800 mA 900 mA 950 mA 1050 mA
Power Factor	: >0.98
THD	: <10%



Cut Dia. Ø113 mm



All dimensions are in mm

Product Application :
Retail Space | Ambient | Cash Counter | Trial Room