

• Recess mount - Down light




90 CRI

PRODUCT HIGHLIGHTS


- Aesthetically designed high performance recess down light luminaire
- The luminaire housing is made of die-cast aluminium
- High efficient passive cooling-extruded aluminium heat sink
- Aesthetically designed anti glare ABS front ring
- High efficiency vacuum metalized polycarbonate reflector with beam angle options of 12°, 24°, 36°, 45°, 60°
- High efficacy chip on board (COB) LED technology
- Isolated - high efficiency electronic driver technology
- Heavy gauge spring toggle for easy installation on false ceiling application
- Shade : powder coated-white, black & grey

Available Colours



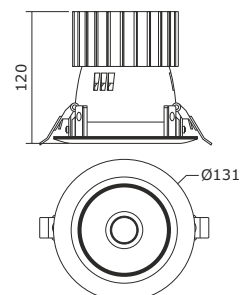
White Black Grey

Available Reflector Deg.



TECHNICAL SPECIFICATIONS

Light Source	: COB - Chip on Board
Power Consumption	: 35w, 38w, 40w
Color Temperature	: 3000 K 3500 K 4000 K
Lumens	35w : 3094 lm, 3183 lm, 3429 lm 38w : 3325 lm, 3343 lm, 3569 lm 40w : 3408 lm, 3541 lm, 3676 lm
Driver	: Constant current AC - DC
Input voltage range	: 220 - 240 V
Output voltage	: 33V - 37V DC
Output Current	: 900 mA 950 mA 1050 mA
Power Factor	: >0.98
THD	: <10%



All dimensions are in mm



Cut Dia. Ø112 mm

Product Application :

Retail Space | Ambient | Cash Counter | Trial Room