

• Surface - Down Light

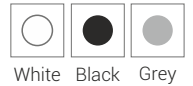


90 CRI

PRODUCT HIGHLIGHTS

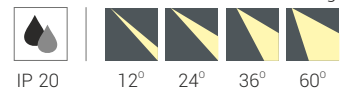
- Aesthetically designed high performance pendant luminaire
- The complete luminaire is made of extruded aluminium
- Highly efficient passive cooling extruded aluminium heat sink
- High efficiency vacuum metalized polycarbonate reflector with beam angle options of 12°, 24°, 36°, 60°
- Aesthetically designed anti glare abs front ring
- High efficacy chip on board (COB) LED technology
- Inbuilt high efficiency electronic driver technology
- Surface installation with ceiling coupler
- Shade : powder coated-white, black & grey

Available Colours



White Black Grey

Available Reflector Deg.



IP 20

12°

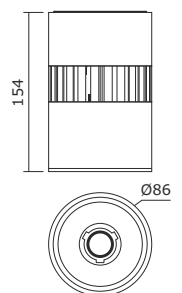
24°

36°

60°

TECHNICAL SPECIFICATIONS

Light Source	: COB - Chip on Board
Power Consumption	: 15W, 20W, 23W, 27W
Color Temperature	: 3000 K 3500 K 4000 K
Lumens	15W : 1520 lm, 1567 lm, 1574 lm 20W : 1857 lm, 1890 lm, 1930 lm 23W : 1996 lm, 2012 lm, 2185 lm 27W : 2420 lm, 2460 lm, 2532 lm
Driver	: Constant current AC - DC
Input voltage range	: 220 - 240 V
Output voltage	: 33V - 37V DC
Output Current	: 250 mA 275 mA 300 mA
Power Factor	: >0.98
THD	: <10%



All dimensions are in mm

Product Application :
Retail Space | Cash Counter | Stair Case