

**ISO**  
9001:2015  
CERTIFIED

# Digital Water Flow Meter



**LF-DW**

**Level & Flow Industrial  
Automation (OPC) Pvt. Ltd.**

Email: [info@levelinflow.com](mailto:info@levelinflow.com)  
Website: [www.levelinflow.com](http://www.levelinflow.com)  
Contact No. : +91-8448557369

Bhavya Gold Plaza  
207, S/F, Gali no. 6-7, Beadonpura  
Karol Bagh, New Delhi - 110005

## DESCRIPTION

LFIA developed and produced helical rotor flow meter specially for Liquid dispensing industries, water dispensing industries use plastic turbines flow meter its k factor change with flow rate so for solution we developer helical rotor plastic flow meter with same pulse k factor for full range also provide very good accuracy and repeatability in full range of measurement,

Helical flow meters are positive displacement meters with very favourable low pressure drop behaviour, therefore perfectly suited for the flow measurement of very high viscosity fluids.

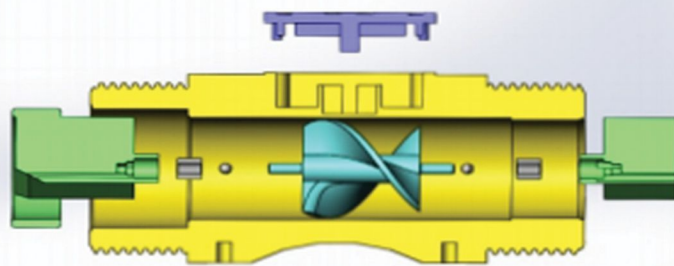
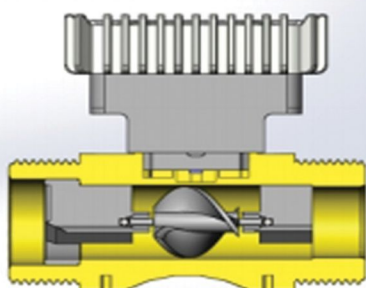
Due to which measuring range, high accuracy and resolution helical flow meters are an excellent choice for adhesive dispense systems, as well as batching systems for various fluids.

## FEATURES

- : High Accuracy
- : Pressure up to 25 bar
- : compared with other positive displacement meters
- : High resolution
- : Resistant to corrosion by advanced materials and bearings

## ADVANTAGES

- : Light and heavy fuel oil
- : Petrochemical products
- : Fat and oils with varying viscosities and fluids
- : Water / glycol mixtures
- : Water dispensing, tea /coffee/wine/juice and other food liquid measurement



## MODEL NO WISE TECHNICAL DATA

Model no.	Connection (M)	Range	Pulse/Litter
LF-DW-1	1/4 BSP	5 ~40~400 L/H	4200
LF-DW-2	1/2 BSP	10~150~1500 L/H	1200
LF-DW-3	3/4 BSP	50~500~5000 L/H	215
LF-DW-4	1" BSP	80~800~8000 L/H	97
LF-DW-5	1.25" BSP	100~10000 L/H	52

## DIMENSIONS

	L1	H1	Thread	H2
006	60	26.5	1/4 " BSP	68.5
010	70	32	1/2" BSP	74
012	87	37	3/4 "BSP	79
020	95	42.5	1 " BSP	84.5
025	101.3	49	1 ¼ "BSP	91



## TECHNICAL DATA SHEET

Model	LF-DW
Enclosure	PA66
Rotor	PA66
Accuracy	±0.5 or 1% FSD
Repeatability	0.05%
Maximum working pressure	2.5 MPa
Fluid & Ambient temperature	-40 to 120° deg. C
Connection	Thread (M)

## BATTERY OPERATED METER :

1.) Power voltage : 3.0 batteries can be used more than 1 years in a row.

Display mode:

Double row Liquid Display (LCD), as follows:

LXXX.X four instantaneous flow (m<sup>3</sup> /h) or L/h

LXXXX.X Partial total (m<sup>3</sup> /h) or L/h

XXXXX.X\*100 eight cumulative flow (m<sup>3</sup>) or L (never reset total)

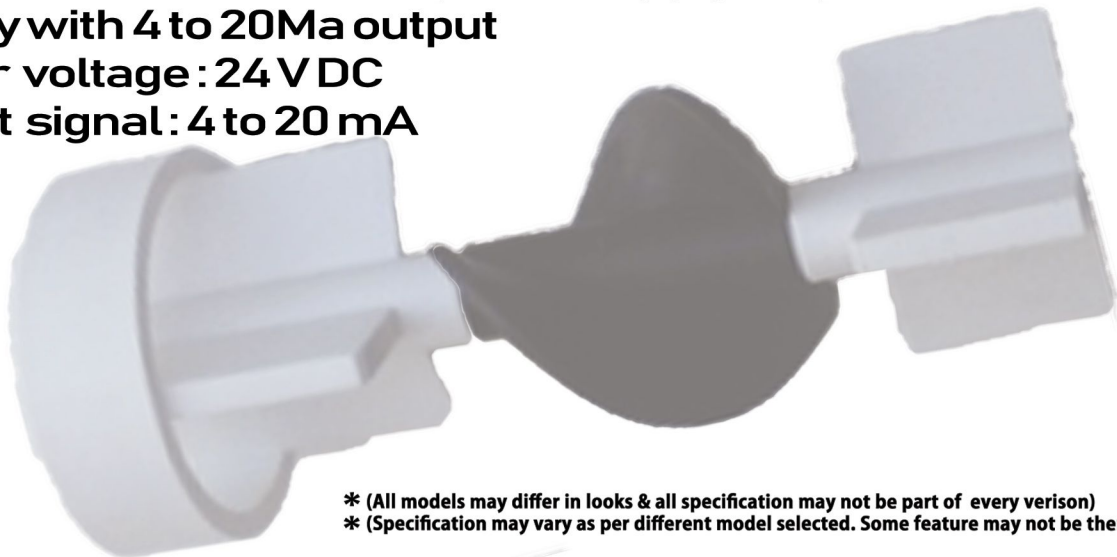
Comulative flow : automatically expand the display precision, the comulative flow/partial values can be reset.

Power -fail protection : instrument coefficient, the total flow values ten years or not lost when power supply drop.

2.) Display with 4 to 20Ma output

Power voltage : 24 VDC

Output signal : 4 to 20 mA



\* (All models may differ in looks & all specification may not be part of every verison)

\* (Specification may vary as per different model selected. Some feature may not be there in model selected.)