



Portable diesel transfer pumps designed for everyday use in agricultural, construction, automotive & industrial applications

Lightweight, yet strong non-corroding aluminum die cast construction

Self priming vane pump design

Bypass valve keeps the motor safe even when the outlet is closed

Duty Cycle:
30 minutes ON /30 minutes OFF

Pump inlet & outlet threaded 3/4" (F)

Includes pump with base plate & lift handle

Includes strainer & 2m long battery cable with fuse & clamps, aluminium nozzle for controlling fuel delivery. Hardware supplied includes 3 hose barbs (3/4") & 4 hose clamps

Supplied complete with 4m x 3/4" ID hose that can be cut into two parts for use as a suction & delivery hose

WETTED COMPONENTS

Steel, Aluminum, Zinc, Nylon, Nitrile Rubber & PVC Nitrile

RECOMMENDED USE


Diesel & Kerosene

SPECIFICATIONS


	12V DC	24 V DC
MOTOR	1/4 HP 12V DC	1/4 HP 24V DC
RPM	2600	2600
AMP	18 Amp	11 Amp
INTERNAL BYPASS VALVE	Yes	Yes
BATTERY CABLE (2 WIRE)	2m	2m
DUTY CYCLE	30 mins. On/ 30 mins Off	30 mins. On/ 30 mins Off

ORDERING INFORMATION



CAT NR.	DESCRIPTION	BOX QTY.
EDP/12M/ST	12V DC	1
EDP/24M/ST	24V DC	1



FEATURES

FLOW RATE	5 VANE PUMP
UPTO 46 LPM	

FLUIDS

DIESEL	KEROSENE
	

WARNING

Do not use with flash point below 38° C such as Petrol or Alcohol. Sparking could result in explosion causing fatal injury