


**JANYU** **TECH**



# MEDI-DOOT

SMART MEDICAL TROLLEY

Smart Trolley For Supplies within Hospital

# PROTECTOR FOR PROTECTORS



## MEDI-DOOT

In the fight against Covid-19, Doctors Nurses and medical staff are most valuable at the same time are the highest risk-prone given the repeated and direct interactions with patients in Quarantine.

The Remotely operated Trolleys / Smart Trolleys have racks for moving the critical supplies between the isolation wards and supply units.

These are operated by a human operator with the aid of Camera feedback.

Most of these interactions are logistics of food, medicine, clothes to and fro from the isolation wards. As an organization dedicated to "HumanEnabling Robots in hazardous workspaces", given an opportunity, we believe we can use our Unmanned Systems for essentials supply to isolation wards and save our Highly Skilled and Valuable Medical Staff from COVID-19

The trolley has a WiFi connected tablet screen with a camera to get live Audio-Visuals of the patient to the control station and interact with the patient.

# SMART TROLLEY FEATURES

Centralized.

Software to be provided by Janyu to be run on any windows laptop/computer.

Ergonomic Joystick control with video feedback



WiFi. -If already available it will be used. Else a Local Area Wireless Network will be setup with routers.

2-way Audio Visual feedback with 10 inch tablet screen

Front & rear Cameras

Replacing battery

4-5 hrs from charge to charge over regular operation



Length

---

800 mm

Width

---

500 mm

Height

---


1200 mm

Weight

---

35 Kg


# SEQUENCE OF OPERATION



- The supplies at fulfillment area are segregated and loaded on to the Smart trolleys manually.
- A delivery sequence is given to the operator along with a map of the given hospital
- The smart trolley is driven remotely by the operator to the designated patient locations.
- When the trolley reaches the patient location, the operator interacts with the patient via the Wifi connected tablet screen. The patient sees the operator on the screen and interacts with the operator. The same could be pre-recorded as well.



- The patient is given suitable instructions before picking up the relevant supplies for him.
- Once the patient picks up the supplies and places back the used materials, the operator moves to the next designated area.
- This trip data will be remotely connected to the master inventory and resource planning data.
- Once the supplies are done, the operator sanitizes the trolley



No 17, Building No6, RajPrabha Industrial Estate,  
Bhoida pada, Behind KTM showroom,  
Vasai East – 401208, Maharashtra, India

Phone: +91-90228-11807

Email: [sales@janyutech.com](mailto:sales@janyutech.com)

**JANYU TECH**